



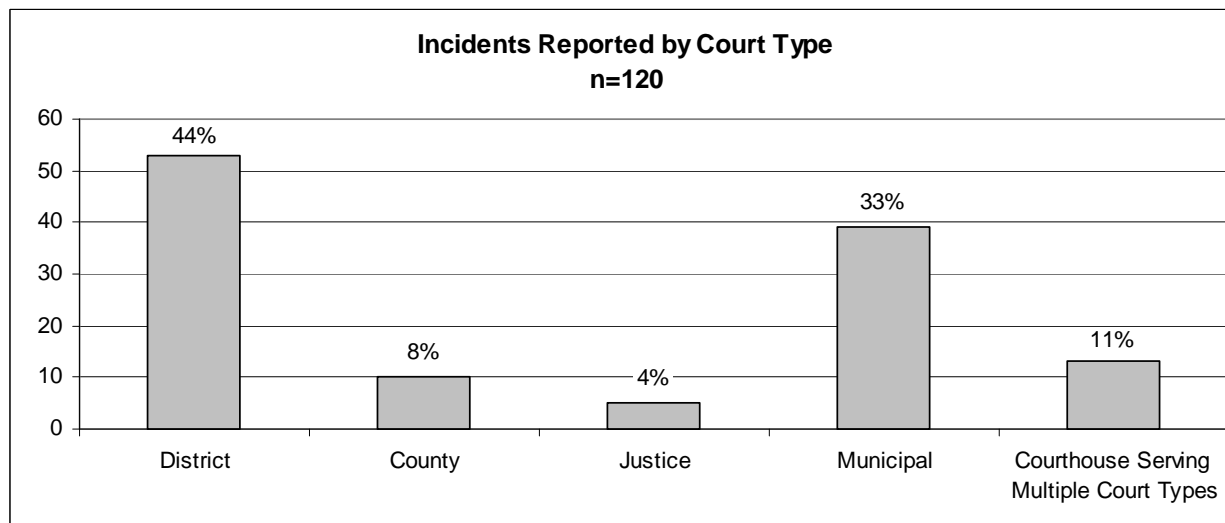
Office of Court Administration
Texas Court Security Incident Reports
FY 2009

Since September 2007, judges have been charged with submitting reports of security incidents that occurred in Texas courts (Code of Criminal Procedure, Article 102.017(f)) to the Office of Court Administration. The purpose of the Security Incident Report is to collect concrete, quantitative information about the frequency and nature of the security threats facing the judiciary.

Between September 1, 2008 and August 31, 2009, **120 incident reports** were submitted to the Office of Court Administration. This corresponds to an **average of 10 incidents per month**.

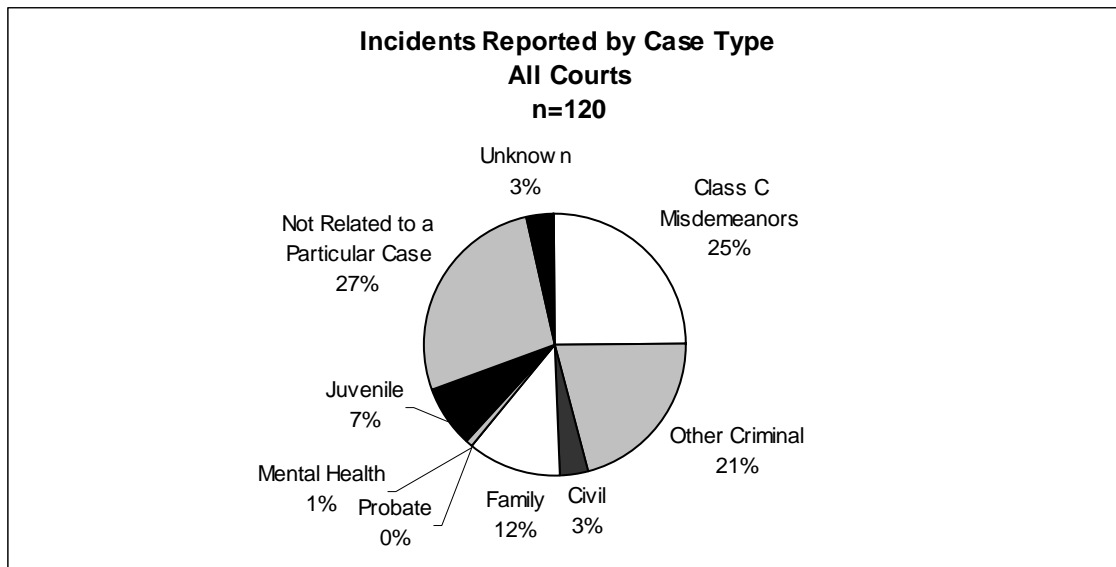
In comparison, 212 incidents were reported during the previous fiscal year. It appears that the decrease in reported security incidents is the result of underreporting rather than an actual decrease in security incidents. In a 2006 survey concerning trial court security incidents, judges estimated that 657 incidents were formally reported to authorities or investigated during the period of September 1, 2004 through August 31, 2005.

Incidents Reported by Court Type—Of the 120 incident reports submitted, 44 percent were submitted by **district courts** (53 incidents), 8 percent by **county-level courts** (10 incidents), 4 percent by **justice courts** (5 incidents), 33 percent by **municipal courts** (39 incidents), and 11 percent by **courthouses serving multiple court types** (13 incidents).

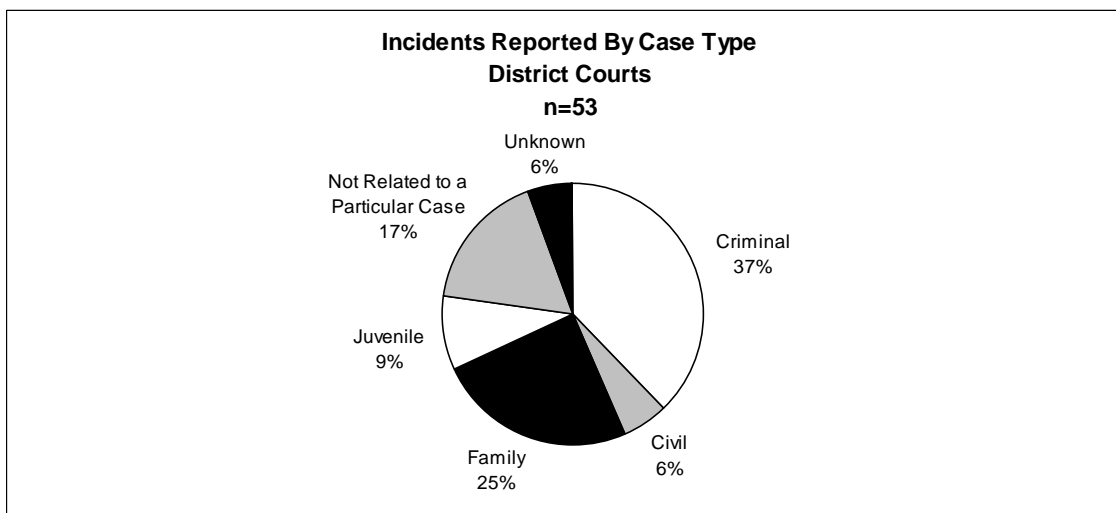


Incidents Reported by Case Type—Twenty-seven percent of all reported incidents were **not related to a particular case** (33 incidents). One-quarter of incidents involved **Class C misdemeanor cases** (30 incidents), and 21 percent were related to higher-level **criminal cases** (25 incidents). Twelve percent of reported incidents involved **family cases** (14 incidents).

**Texas Court Security Incident Reports
FY 2009**

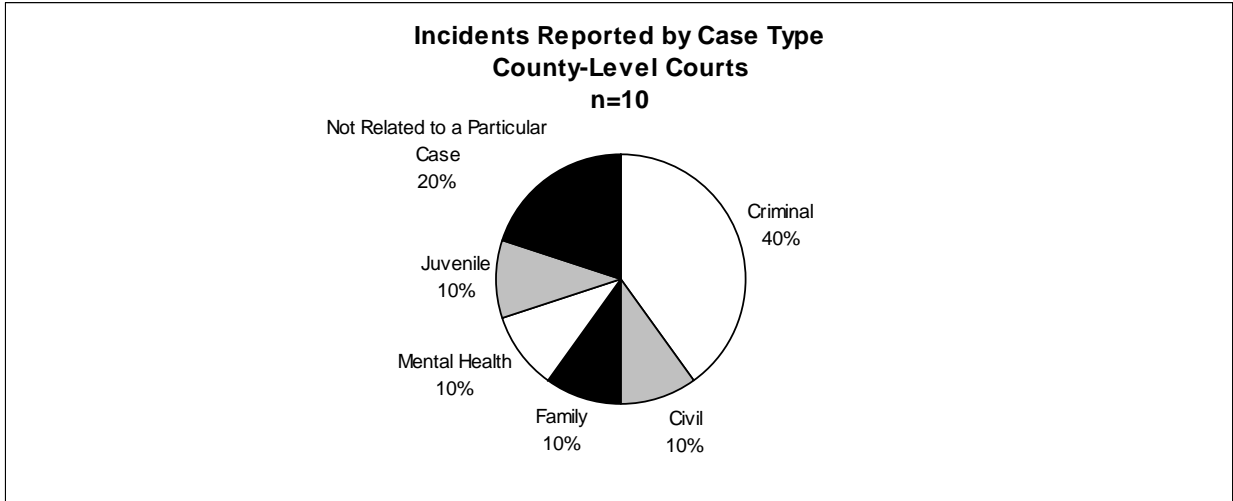


Of the incidents reported by district courts, 37 percent were related to **criminal cases** (20 incidents), and 25 percent involved **family cases** (13 incidents).

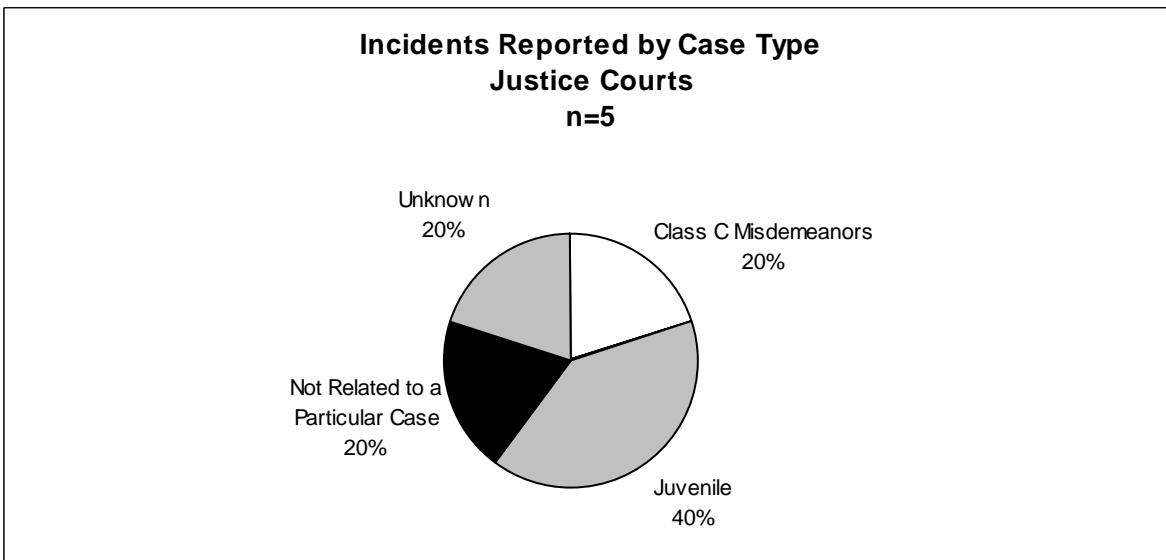


Incidents reported by county-level courts were most often related to **criminal cases** (4 incidents).

Texas Court Security Incident Reports
FY 2009

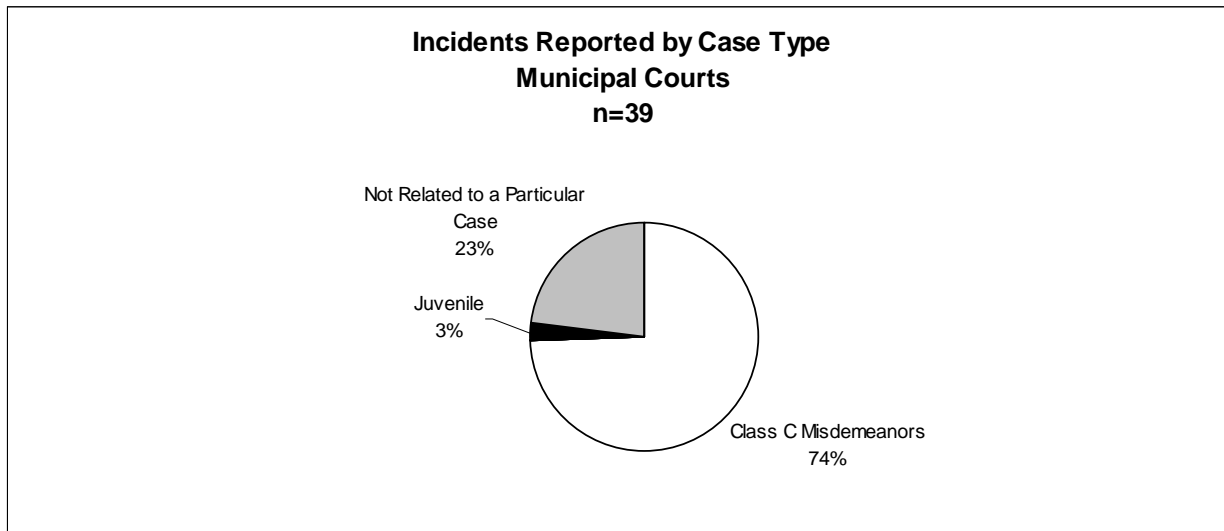


Incidents reported by justice courts were most often related to **juvenile cases** (2 incidents).

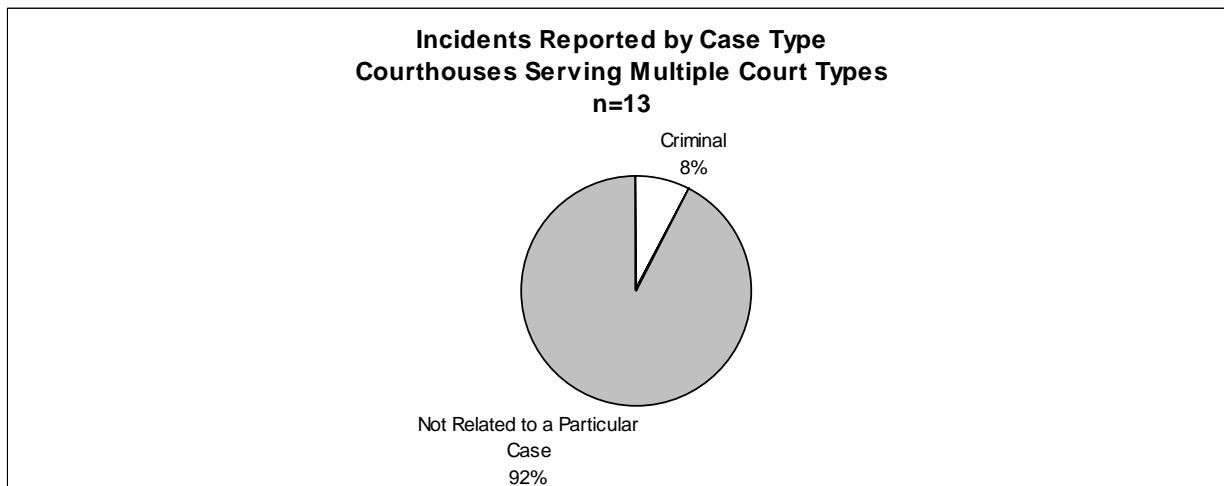


Most incidents reported by municipal courts were related to **Class C misdemeanors** (29 incidents).

**Texas Court Security Incident Reports
FY 2009**



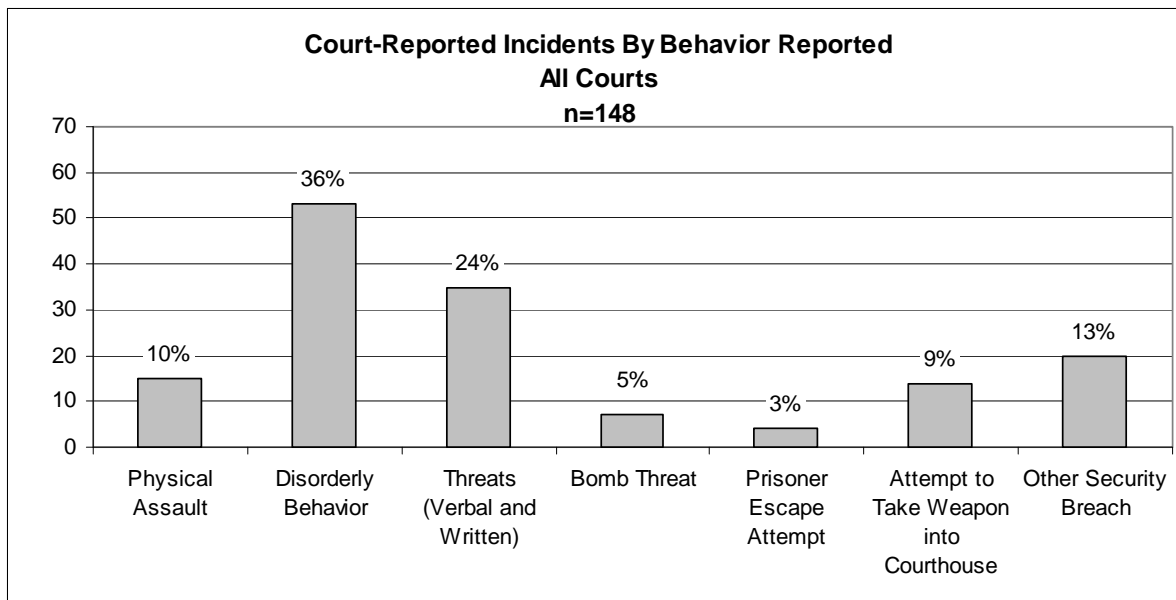
For courthouses that serve more than one court type, most incidents were **not related to a particular case** (12 incidents).



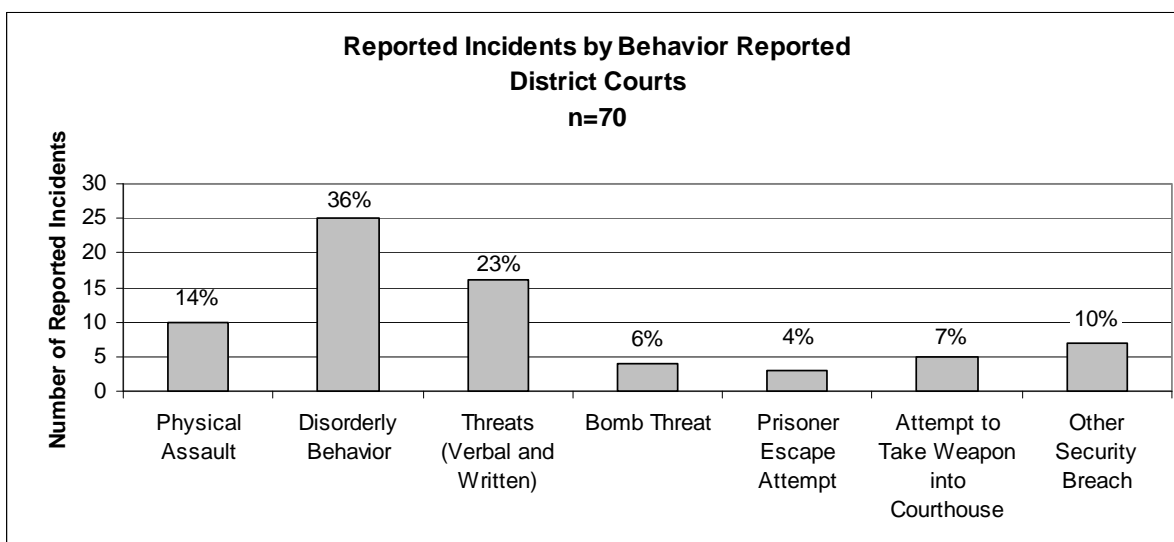
Incidents by Behavior Reported—The following charts summarize the reported incidents by type of behavior reported for each court type. Behavior types are categorized as follows: physical assault, disorderly behavior, threats (verbal and written), bomb threat, prisoner escape attempt, attempt to take a weapon into a courthouse, and other security breach. Incidents may involve multiple behaviors; therefore, the number of behaviors reported is more than the number of reported incidents (120 incidents). For example, a security incident may involve both disorderly behavior and an attempt to take a weapon into the courthouse.

Of the reported incidents, 36 percent involved **disorderly behavior** (53 incidents). The next most common behavior reported was **threats (both written and verbal)** with 24 percent of reported incidents (35 incidents).

**Texas Court Security Incident Reports
FY 2009**



Of the incidents reported by district courts, 36 percent involved **disorderly behavior** (25 incidents). The next most common behavior reported by district courts was **threats (both written and verbal)** with 23 percent of reported incidents (16 incidents).



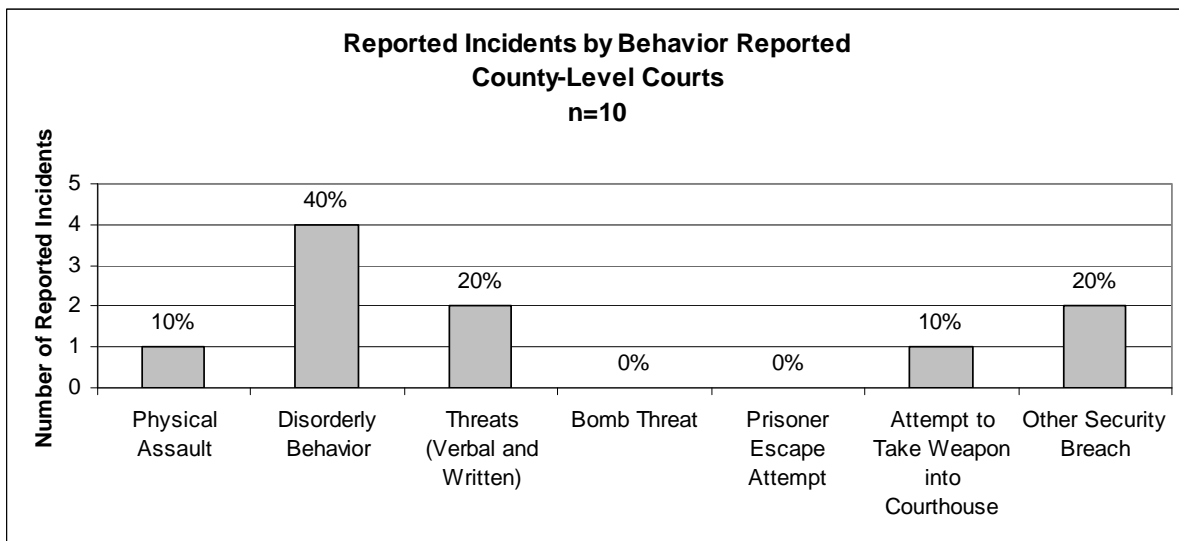
The following are some examples of incidents that occurred in the district courts during the year.

- Male inmate sent a letter threatening to kidnap, sexually assault, and murder judge.
- Upon being ordered detained, 14-year old juvenile female began resisting deputies. Officer was kicked in stomach and ribs by the juvenile.

**Texas Court Security Incident Reports
FY 2009**

- While in the elevator, defendant would not comply with deputy’s instructions to make room for other inmates in the elevator. As the elevator reached the first floor public hallway, defendant became more agitated and attempted to push deputy. A struggle ensued, and defendant had to be tasered to comply.
- The perpetrator in the incident was a family member/friend of party in the case. He was observed making hand gestures toward a witness giving testimony at a murder trial. The hand gesture was his hand shaped in the form of a pistol aimed at the witness as she testified on the stand.

Of the incidents reported by county-level courts, 40 percent involved **disorderly behavior** (4 incidents).

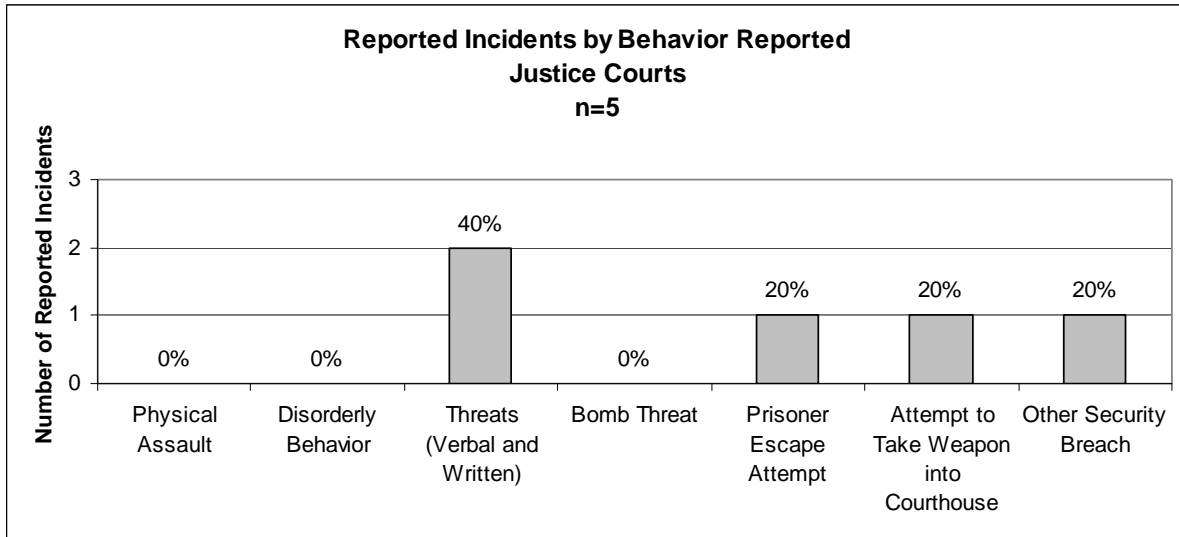


The following are some examples of incidents that occurred in the county-level courts during the year:

- While on a lunch break from a juvenile murder certification hearing, the defendant's mother assaulted her mother and sister who were witnesses to the case by biting and scratching them, causing injuries to both.
- Defendant’s bond was surrendered by the bonding company. While trying to place her under arrest (in the courtroom), she became uncooperative and began resisting being taken into custody. After a brief scuffle, she was finally handcuffed and taken to the detention center.
- The perpetrator called the court complaining about court cases. He mentioned he knew he had a warrant and “there’s going to be some cops killed.” He continued to call the court and insult two judges. He called again and stated that he thinks the judge is sending people to kill him, and he is going to do something about it and “you are not going to like it.”

**Texas Court Security Incident Reports
FY 2009**

Of the incidents reported by justice courts, 40 percent involved **threats (both written and verbal)** (2 incidents).

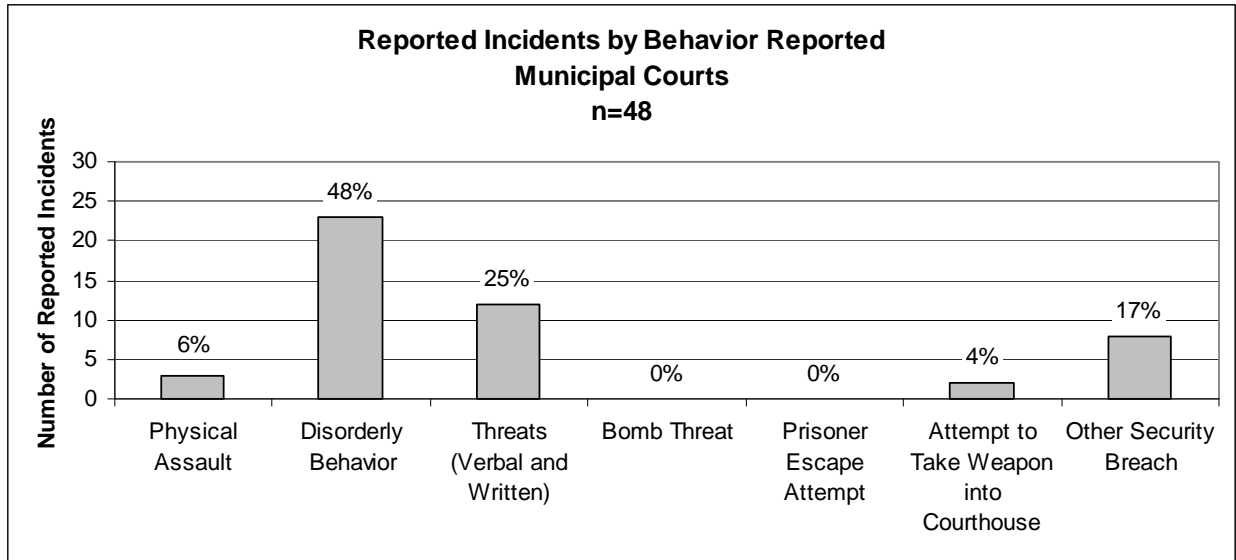


The following are some examples of incidents that occurred in the justice courts during the year:

- Juvenile male appeared for a truancy hearing and brought a handgun into the courthouse in a nylon bag.
- When deputy attempted to arrest the defendant in the clerk's office on active warrants, the defendant ran and attempted to exit the office. The defendant actively resisted arrest and fell to the floor with the arresting officer. After a short struggle, the defendant was handcuffed.
- In the public area of the courthouse, the suspect was asked to give up cigarettes due to being underage. The suspect wanted to fight with the reporting officer.

Of the incidents reported by municipal courts, 48 percent involved **disorderly behavior** (23 incidents). The next most common behavior reported by municipal courts was **threats (both written and verbal)** with 25 percent of reported municipal incidents (12 incidents).

**Texas Court Security Incident Reports
FY 2009**

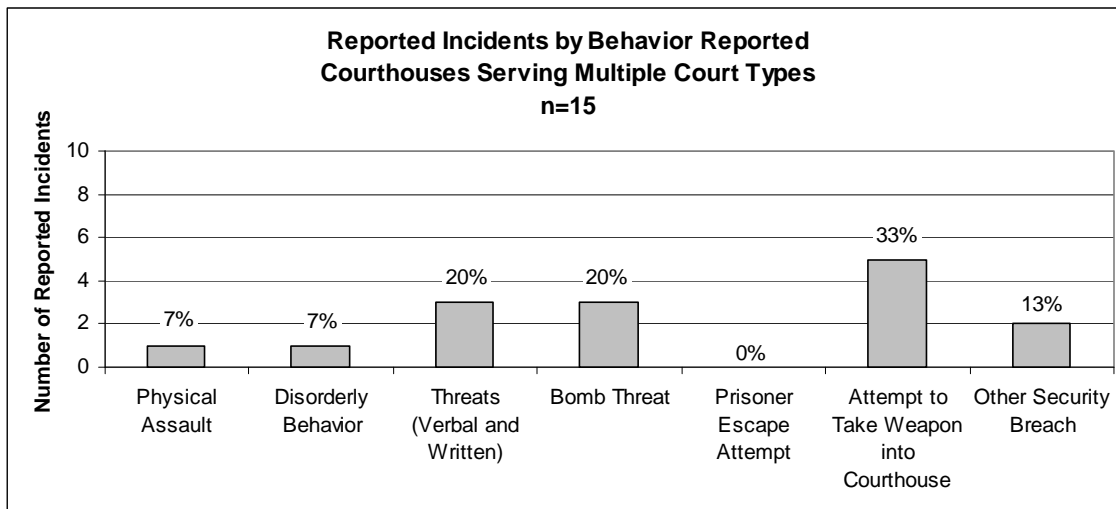


The following are some examples of incidents that occurred in the municipal courts during the year:

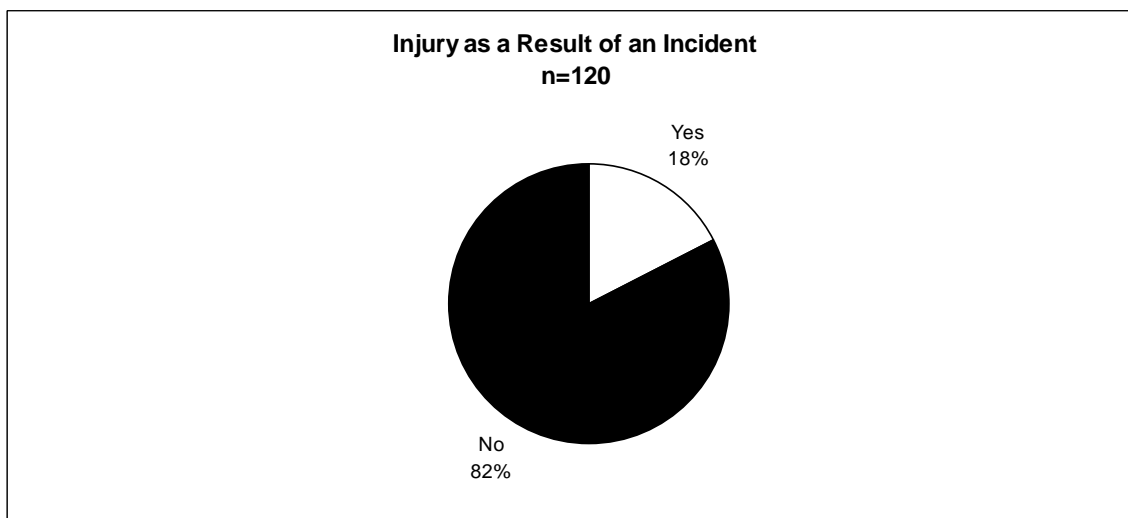
- Male defendant attempted to access the judge’s chambers and jury room during pre-trial proceedings without authorization. Defendant was upset over time taken to get to his trial.
- Before business hours, defendant was in secured hallway attempting to enter clerk’s office. Access was gained through an unlocked door, which was left unlocked by persons using the courtroom after business hours.
- Juvenile defendant was upset and disorderly during her court hearing. She verbally threatened her parents and the judge. She directly threatened to hit the judge and was arrested. While being transported to detention, she attempted to kick out the windows of the patrol car.
- Defendant became irate when he learned warrants had been issued for his failure to pay. He began yelling at the clerk and bailiff. Bailiff handcuffed him, patted him down, and found a box cutter in his pocket. Defendant was placed in a holding cell and allowed to calm down.

Of the incidents reported by courthouses serving multiple court types, 33 percent involved an **attempt to take a weapon into the courthouse** (5 incidents). The next most common behaviors reported were **threats (both written and verbal)** and **bomb threats**, each with 20 percent of reported incidents (3 incidents each).

**Texas Court Security Incident Reports
FY 2009**

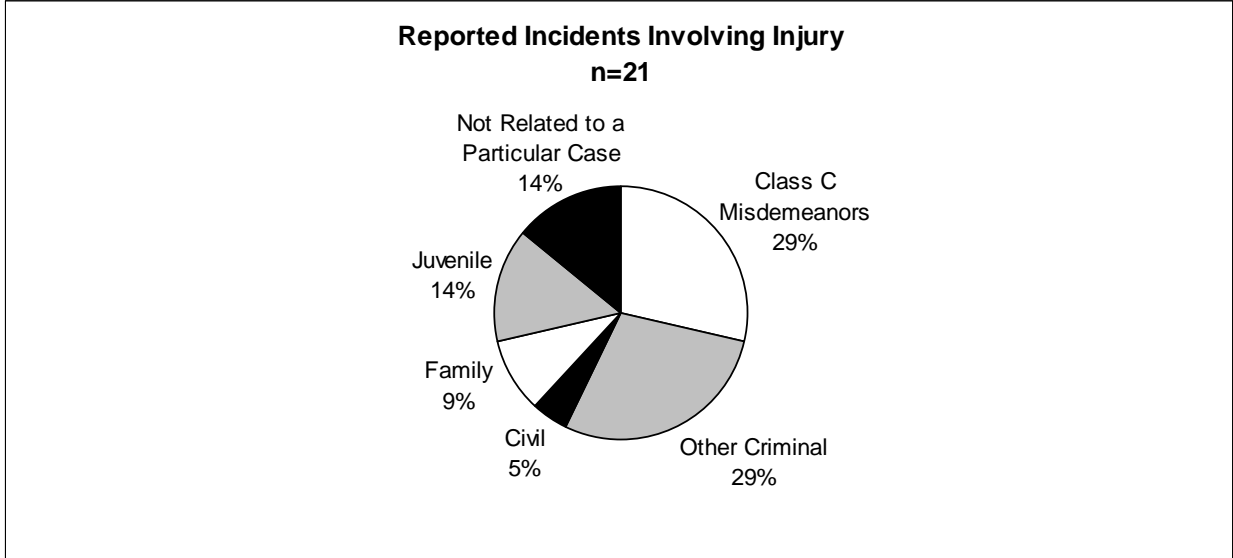


Incidents Resulting in Injury— Eighteen percent of the reported incidents resulted in **injury** (21 incidents). In 82 percent of incidents, **no injuries** were reported (99 incidents).

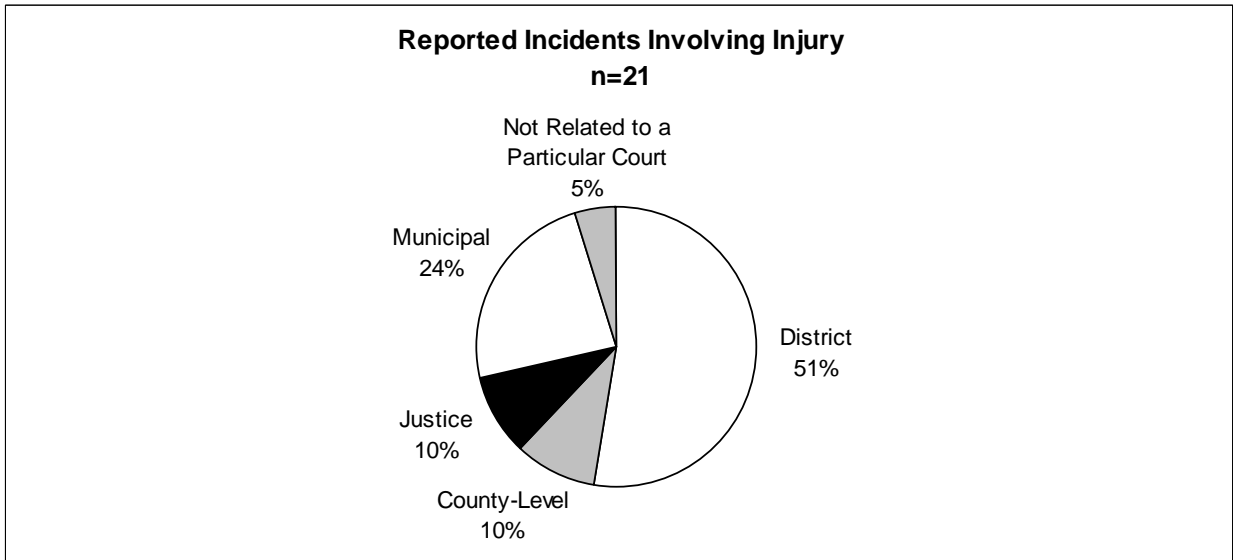


Of the 21 reported incidents that resulted in injury, **Class C misdemeanor cases** and **other criminal cases** each constituted 29 percent of all incidents involving injury (6 incidents each).

**Texas Court Security Incident Reports
FY 2009**

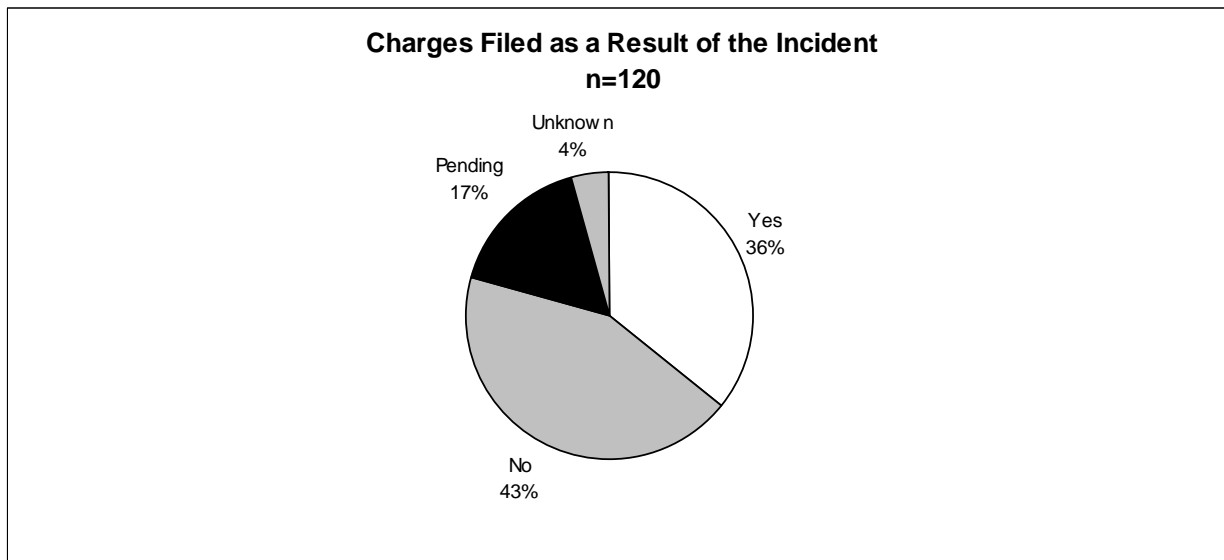


Of the incidents involving injury, 51 percent were reported by **district courts** (11 incidents) and 24 percent were reported by **municipal courts** (5 incidents). Ten percent of incidents involving injury were reported by both **county-level** and **justice courts** (2 incidents each). The remaining 5 percent of incidents involving injury were **not related to a particular court** (1 incident).

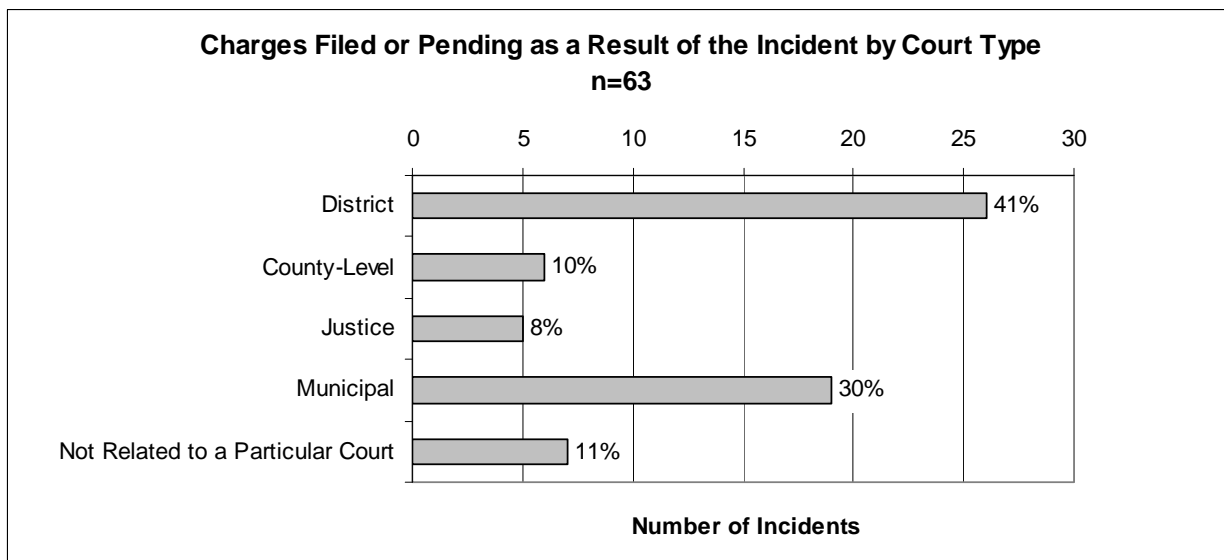


**Texas Court Security Incident Reports
FY 2009**

Incidents Resulting in Charges Filed—Charges were filed in 36 percent of reported incidents (43 incidents). In 17 percent of the incidents, **charges were pending** (20 incidents). **Charges were not filed** in 43 percent of the incidents (52 incidents). In 4 percent of the incidents, the status of charges being filed was **unknown** (5 incidents).

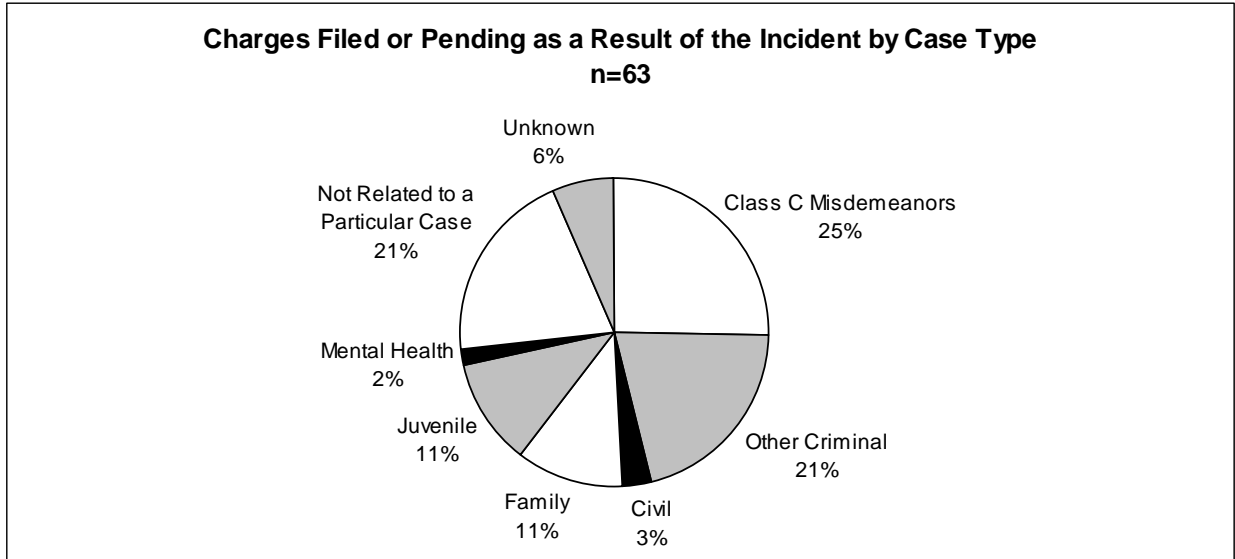


District courts reported 41 percent of the incidents that resulted in charges filed or pending (26 incidents). Thirty percent of the incidents resulting in charges filed or pending were reported by **municipal courts** (19 incidents).



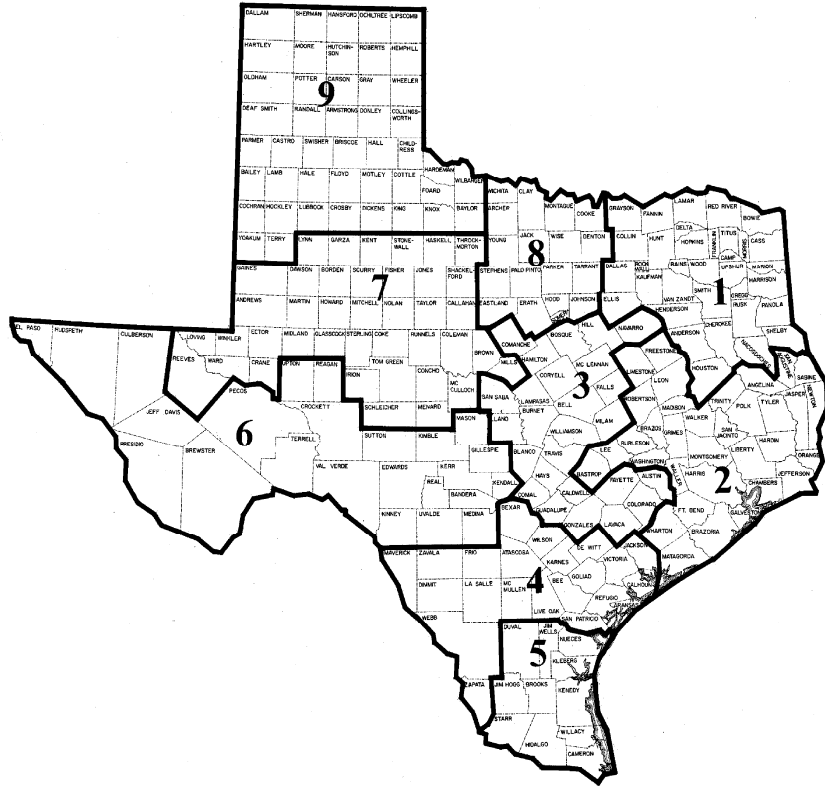
**Texas Court Security Incident Reports
FY 2009**

Twenty-five percent of reported incidents that resulted in charges filed or pending were related to **Class C misdemeanors** (16 incidents). **Other criminal cases** constituted 21 percent of the incidents resulting in charges filed or pending (13 incidents).



**Texas Court Security Incident Reports
FY 2009**

Incidents Reported by Administrative Judicial Region (AJR)



Incidents Reported by Administrative Judicial Region		
Region	Number of Incidents	Percentage of Total Incidents
1	31	25%
2	12	10%
3	13	11%
4	26	22%
5	2	2%
6	3	3%
7	5	4%
8	16	13%
9	12	10%
Total	120	100%

**Texas Court Security Incident Reports
FY 2009**

Incident Reports Submitted by District Courts			
County	FY 2008	FY 2009	Total
Angelina	1	0	1
Bell	4	0	4
Bexar	15	8	23
Brazos	1	0	1
Chambers	1	0	1
Collin	0	4	4
Comal	2	0	2
Cooke	1	0	1
Dallas	15	10	25
Eastland	1	1	2
Ector	0	1	1
El Paso	1	0	1
Fort Bend	4	2	6
Freestone	1	0	1
Galveston	2	0	2
Gonzales	0	1	1
Gray	1	1	2
Harris	2	0	2
Hidalgo	2	0	2
Hill	4	0	4
Hockley	1	0	1
Hood	0	1	1
Hunt	3	0	3
Johnson	0	1	1
Kleberg	1	0	1
Lubbock	9	5	14
Matagorda	0	1	1
Maverick	1	0	1
Montgomery	1	0	1
Nueces	1	0	1
Pecos	0	1	1

**Texas Court Security Incident Reports
FY 2009**

Incident Reports Submitted by District Courts (continued)			
County	FY 2008	FY 2009	Total
Polk	1	0	1
San Patricio	0	1	1
Tarrant	7	4	11
Terry	0	1	1
Titus	1	0	1
Tom Green	3	0	3
Travis	16	2	18
Van Zandt	0	1	1
Webb	0	7	7
Wilson	1	0	1
Total	104	53	157

Incident Reports Submitted by County-Level Courts			
County	FY 2008	FY 2009	Total
Angelina	1	1	2
Aransas	1	0	1
Bexar	1	1	2
Comal	1	0	1
Dallas	3	1	4
Fort Bend	4	1	5
Gray	0	1	1
Hill	2	0	2
Hood	3	0	3
Lavaca	1	0	1
Lubbock	0	4	4
Matagorda	1	0	1
Travis	3	0	3
Webb	2	1	3
Wood	1	0	1
Total	24	10	34

**Texas Court Security Incident Reports
FY 2009**

Incident Reports Submitted by Justice Courts			
County	FY 2008	FY 2009	Total
Brown	0	2	2
Harris	2	2	4
Hood	2	1	3
Jefferson	1	0	1
Lubbock	1	0	1
Travis	1	0	1
Total	7	5	12

Incident Reports Submitted by Municipal Courts			
City	FY 2008	FY 2009	Total
Addison	0	2	2
Alvarado	1	0	1
Alvin	1	0	1
Aransas Pass	1	0	1
Arlington	1	0	1
Austin	14	7	21
Balch Springs	2	1	3
Bastrop	1	1	2
Bryan	0	1	1
Castle Hills	0	2	2
Cedar Hill	0	1	1
Cedar Park	2	0	2
College Station	1	0	1
Corinth	1	0	1
Corpus Christi	1	1	2
Corsicana	2	0	2
Crockett	0	1	1
Dalworthington Gardens	1	1	2
Donna	0	1	1

**Texas Court Security Incident Reports
FY 2009**

Incident Reports Submitted by Municipal Courts (continued)			
City	FY 2008	FY 2009	Total
El Paso	6	3	9
Eules	2	2	4
Forney	1	4	5
Garland	0	4	4
Greenville	1	0	1
Harlingen	2	0	2
Heath	0	1	1
Hillsboro	1	0	1
Houston	9	1	10
Irving	2	0	2
Jourdanton	1	0	1
Lancaster	1	0	1
Midland	1	0	1
Nacogdoches	0	1	1
Pasadena	1	0	1
Pearsall	1	0	1
Pflugerville	0	1	1
Richardson	1	0	1
Round Rock	1	1	2
San Angelo	2	1	3
Sugar Land	0	1	1
Webster	2	0	2
Yoakum	1	0	1
Total	65	39	104

**Texas Court Security Incident Reports
FY 2009**

Incident Reports Submitted—Not Related to a Particular Court			
County	FY 2008	FY 2009	Total
Bexar	0	3	3
El Paso	1	0	1
Harris	0	1	1
Kaufman	1	0	1
Tarrant	0	5	5
Travis	7	1	8
Webb	3	3	6
Total	12	13	25