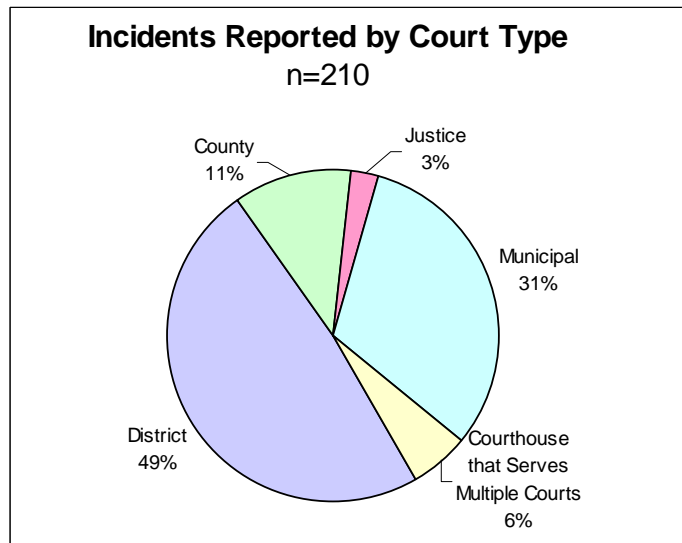


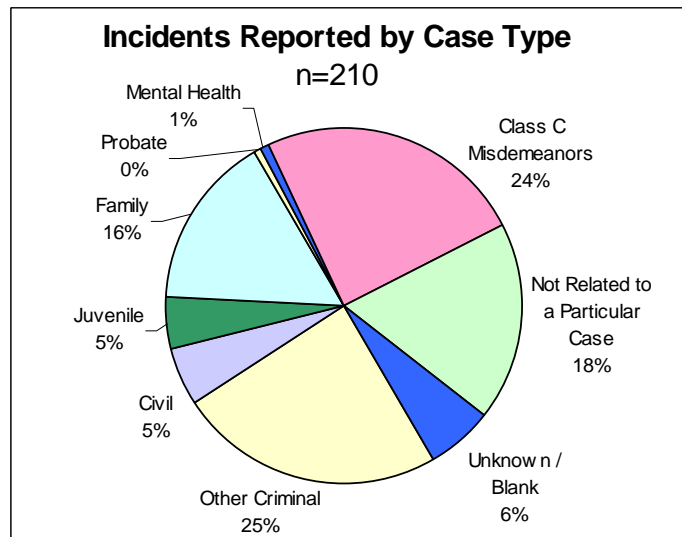


Texas Court Security Incident Reports
Fiscal Year 2008
September 2007 – August 2008

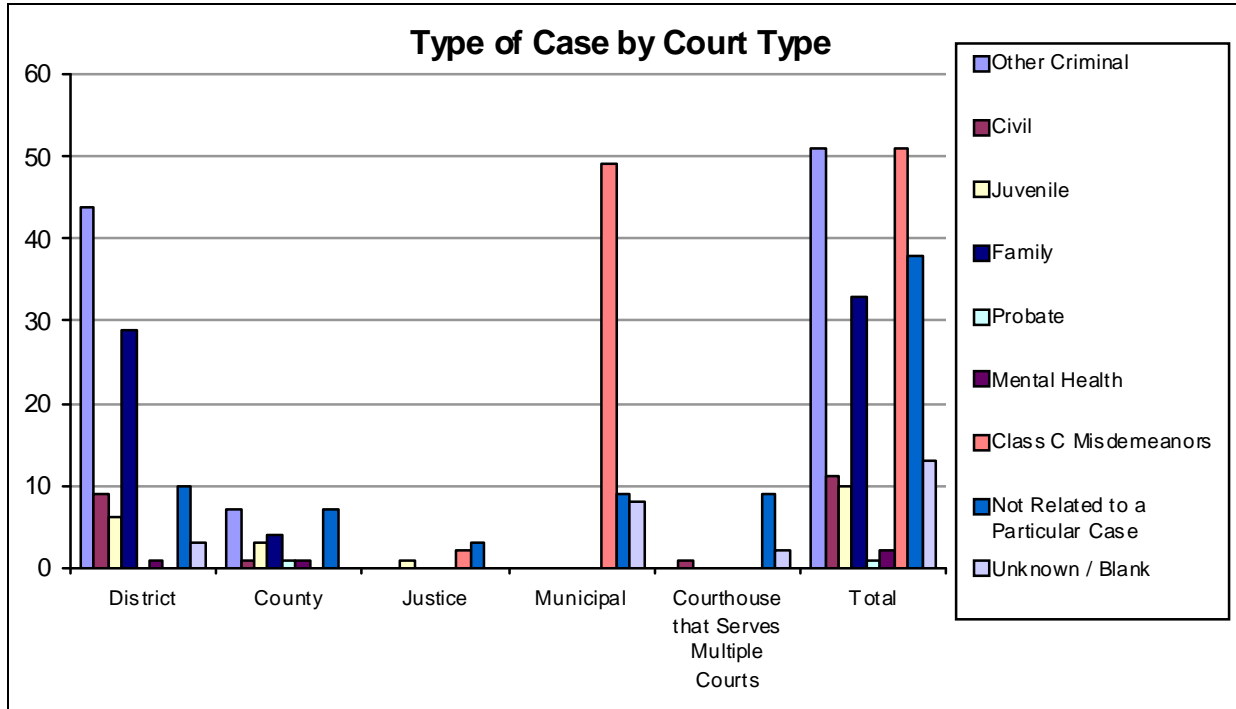
In fiscal year 2008, **210 incident reports** were submitted to the Office of Court Administration. This corresponds to an **average of 18 incidents per month**.



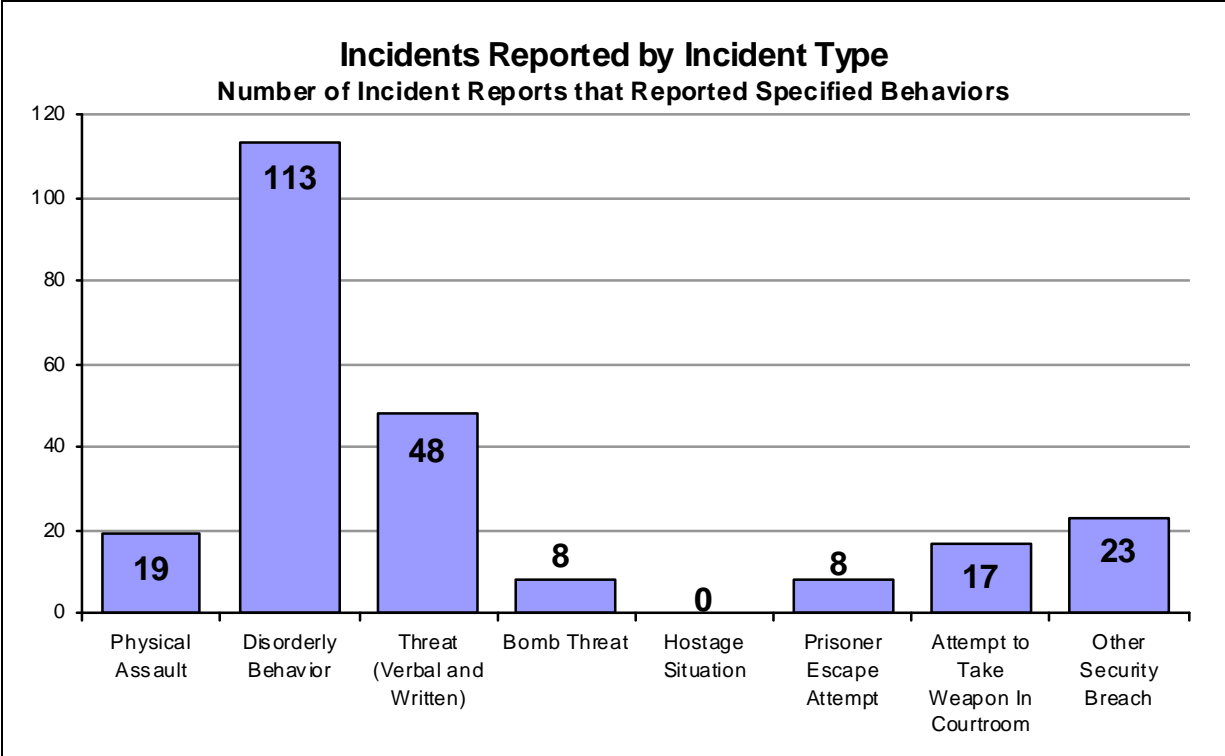
Of the 210 incident reports submitted, 49 percent were submitted by district courts, 11 percent by county courts, 3 percent by justice courts, 31 percent by municipal courts, and 6 percent by counties with courthouses that serve more than one court type.



The most frequent case type for which incidents were reported was criminal (in district and county-level courts), with 25 percent of all reported incidents. Class C misdemeanors constituted 24 percent of the total, and family constituted 16 percent. Eighteen (18) percent were not related to a particular case in the court.



Incidents reported by **district courts** were most often related to **criminal cases** (44 incidents, 43 percent) or **family cases** (29 incidents, 28 percent). In **county courts**, most incidents were either related to a criminal case or were not related to a particular case (each category had 7 incidents, 29 percent). Courthouses that serve more than court type also reported incidents that were not related to a particular case most often. No trend developed during the fiscal year in justice courts. Most incidents reported by **municipal courts** were class C misdemeanors (74 percent).



Of the 210 reported incidents, over half (54 percent) involved **disorderly behavior**. The next most common behavior reported was **threats (both written and verbal)**, with 23 percent of the reported incidents indicating a threat occurred.

