

SENATE  
COMMITTEE ON  
BORDER SECURITY

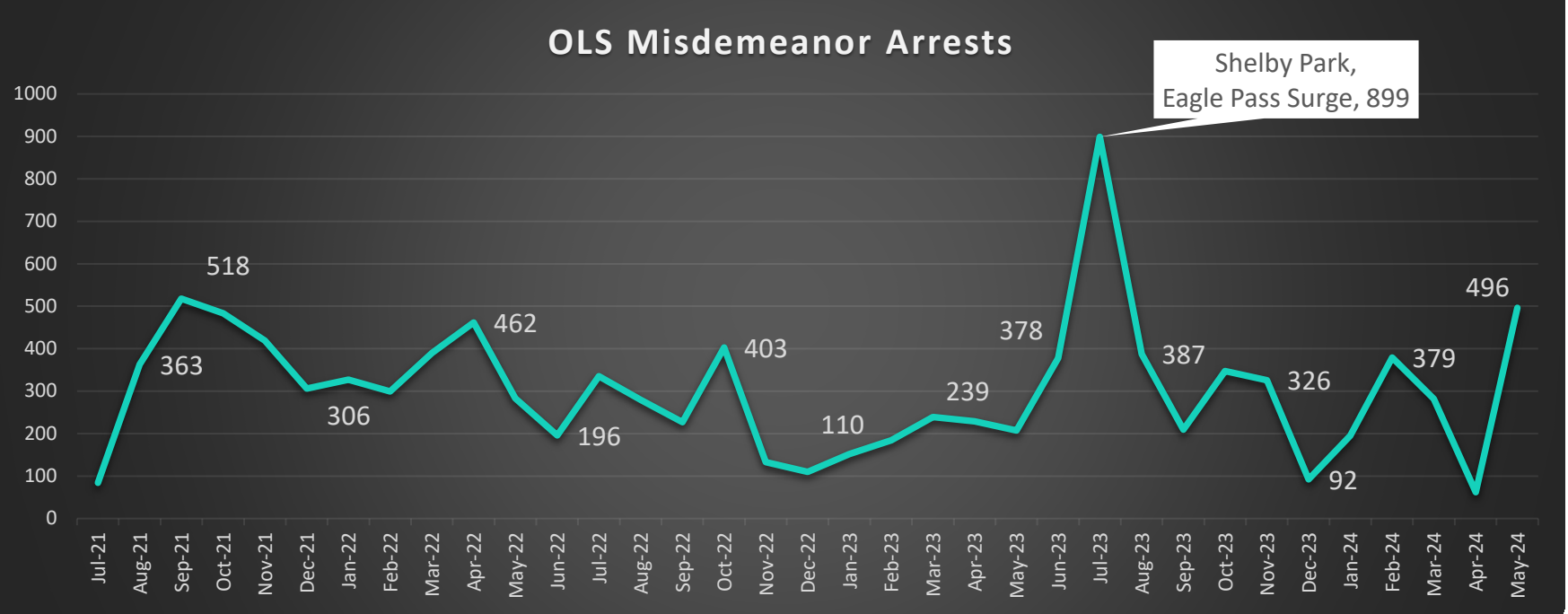
OPERATION  
LONE STAR



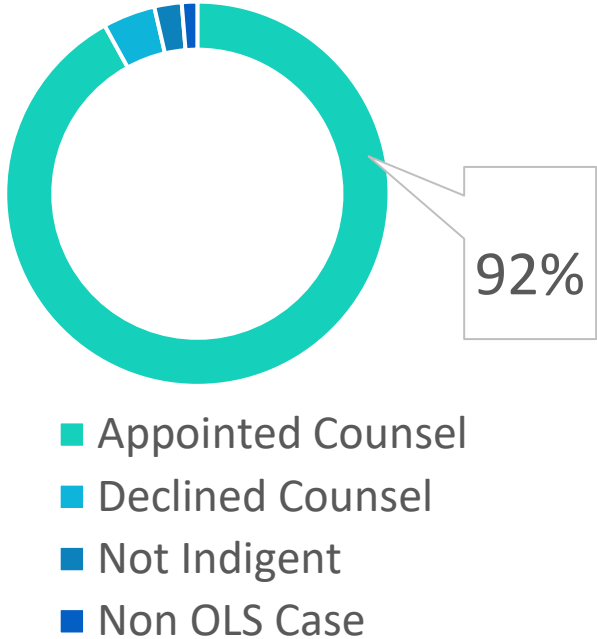
TEXAS OFFICE OF COURT ADMINISTRATION  
MEGAN LAVOIE, ADMINISTRATIVE DIRECTOR

JUNE 11, 2024

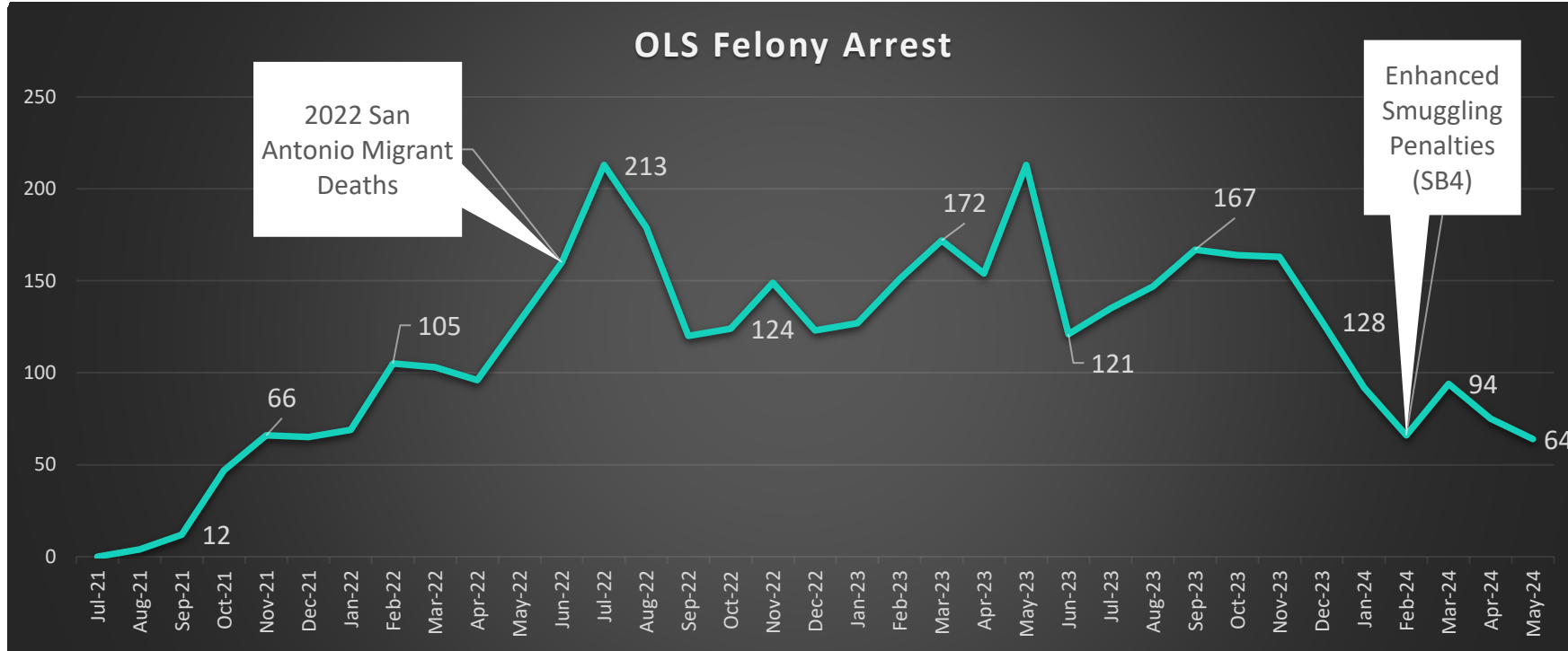
# CENTRAL MAGISTRATION



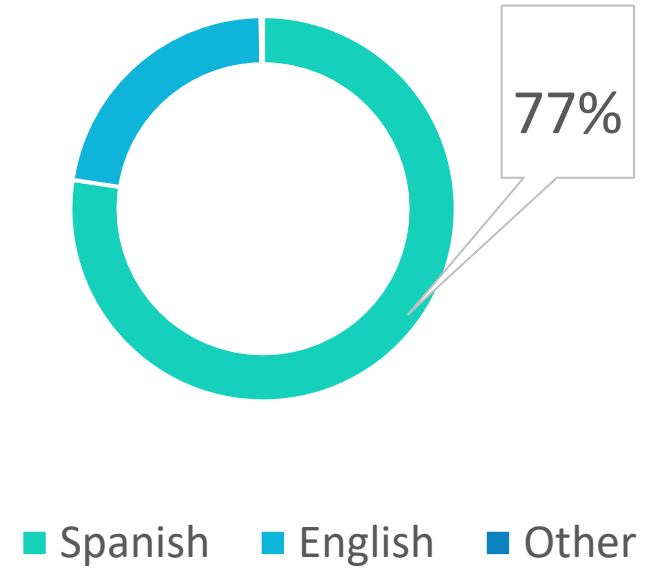
### Indigent Defense



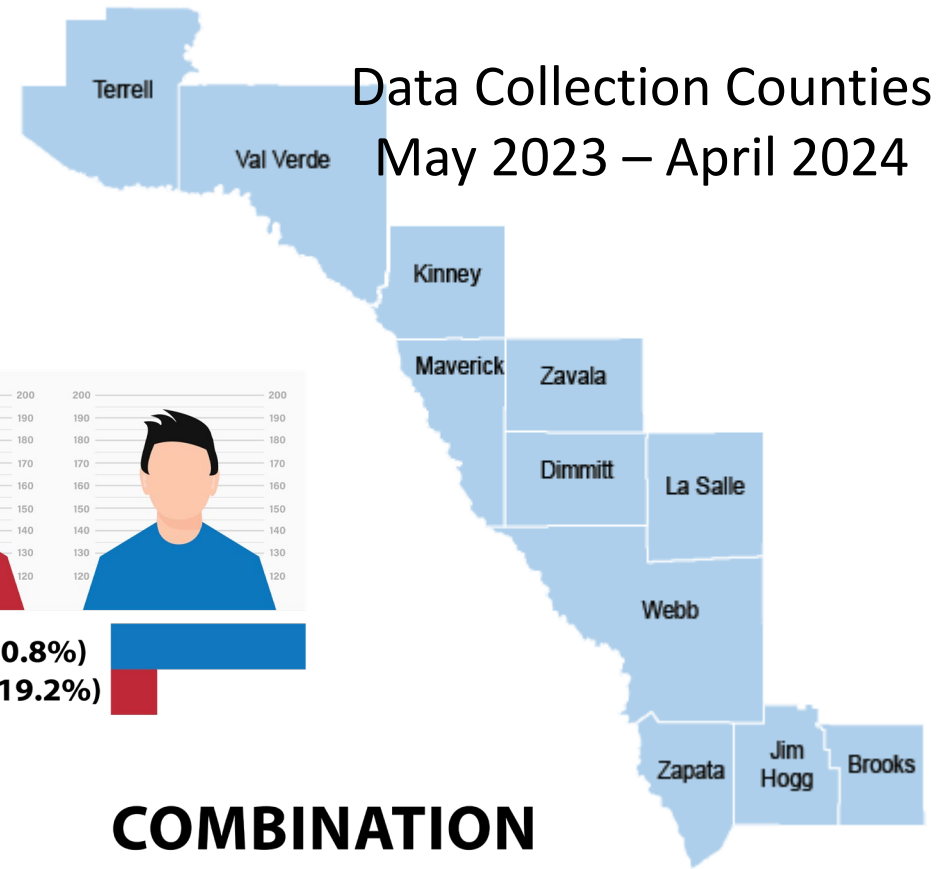
# CENTRAL MAGISTRATION



Interpreters at Magistration



# SMUGGLING DATA

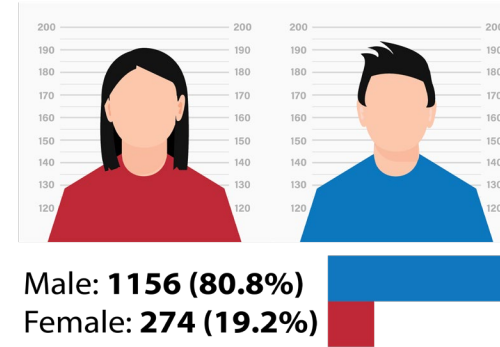


## AGE

Age Range: **17-71**  
Average Age of Smuggler: **30**  
17-26 years: **679 (47.5%)**  
27-36 years: **446 (31.2%)**  
37-46 years: **210 (14.7%)**  
47-56 years: **69 (4.8%)**  
57-66 years: **25 (1.7%)**  
67+ years: **1 (0.1%)**



## SEX



## PRIOR CRIMINAL HISTORY

Yes: **571 (40%)**  
Violent: **99 (17.3%)**  
Non-violent: **472 (82.7%)**  
No: **813 (56.9%)**  
No data available at time of collection: **46 (3.2%)**





















## COMBINATION CHARGES

With weapons: **87 (6.1%)**  
With stolen vehicles: **28 (2.0%)**  
With felony evading: **106 (7.4%)**  
With drugs: **65 (4.5%)**  
With warrants: **52 (3.6%)**



# SMUGGLING DATA

## CITIZENSHIP STATUS

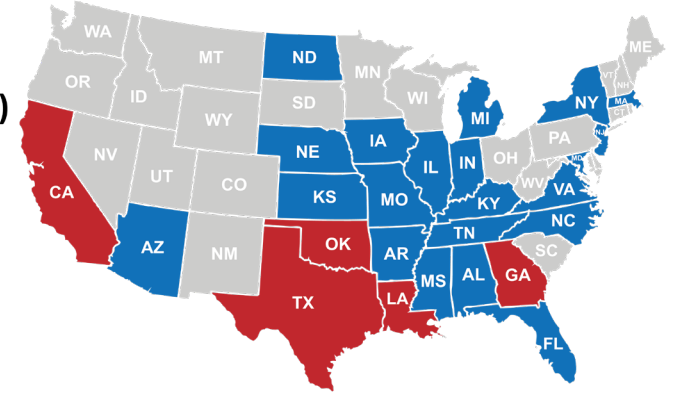
|   |   |
|---|---|
|  USA<br><b>1038 (72.6%)</b>      |  Dominican Republic<br><b>5 (0.3%)</b> |
|  Mexico<br><b>140 (9.8%)</b>     |  Peru<br><b>2 (0.1%)</b>               |
|  Honduras<br><b>88 (6.2%)</b>    |  Nigeria<br><b>2 (0.1%)</b>            |
|  Cuba<br><b>43 (3.0%)</b>        |  Sierra Leone<br><b>1 (0.1%)</b>       |
|  El Salvador<br><b>35 (2.4%)</b> |  South Africa<br><b>1 (0.1%)</b>       |
|  Guatemala<br><b>31 (2.2%)</b>   |  Iraq<br><b>1 (0.1%)</b>               |
|  Venezuela<br><b>22 (1.5%)</b>  |  Trinidad & Tobago<br><b>1 (0.1%)</b> |
|  Nicaragua<br><b>10 (0.7%)</b> |  Panama<br><b>1 (0.1%)</b>           |
|  Colombia<br><b>6 (0.4%)</b>   |  Belize<br><b>1 (0.1%)</b>           |

## US RESIDENCY

Non-residents: **116 (8.1%)**

Residents<sup>1</sup>: **1314 (91.9%)**

1. Texas: **1146 (87.2%)**
2. Oklahoma: **42 (3.2%)**
3. Louisiana: **20 (1.5%)**
4. California: **18 (1.4%)**
5. Georgia: **10 (.08%)**
6. Other States: **78 (5.9%)** – IL, AR, FL, AL, MO, MS, NY, NC, TN, AZ, IO, KS, NJ, NE, IN, KY, MD, CO, ID, MA, MI, ND, OH, VA



## TOP 15 TEXAS CITIES



1. Houston: **251 (21.9%)\***
2. San Antonio: **168 (14.7%)**
3. Austin: **65 (5.7%)**
4. Dallas: **56 (4.9%)**
5. Corpus Christi: **23 (2.0%)**
6. Alice: **20 (1.7%)**
7. Crystal City: **16 (1.4%)**
8. Fort Worth: **16 (1.4%)**
9. Eagle Pass: **15 (1.3%)**
10. Katy: **13 (1.1%)**
11. Pasadena: **13 (1.1%)**
12. Humble: **12 (1.0%)**
13. Laredo: **11 (1.0%)**
14. Conroe: **9 (0.8%)**
15. Irving: **9 (0.8%)**

\*Corrected October 2024



# COURT SUPPORT

OLS Court Manager

OCA Court Consultant

OCA Court Interpreters

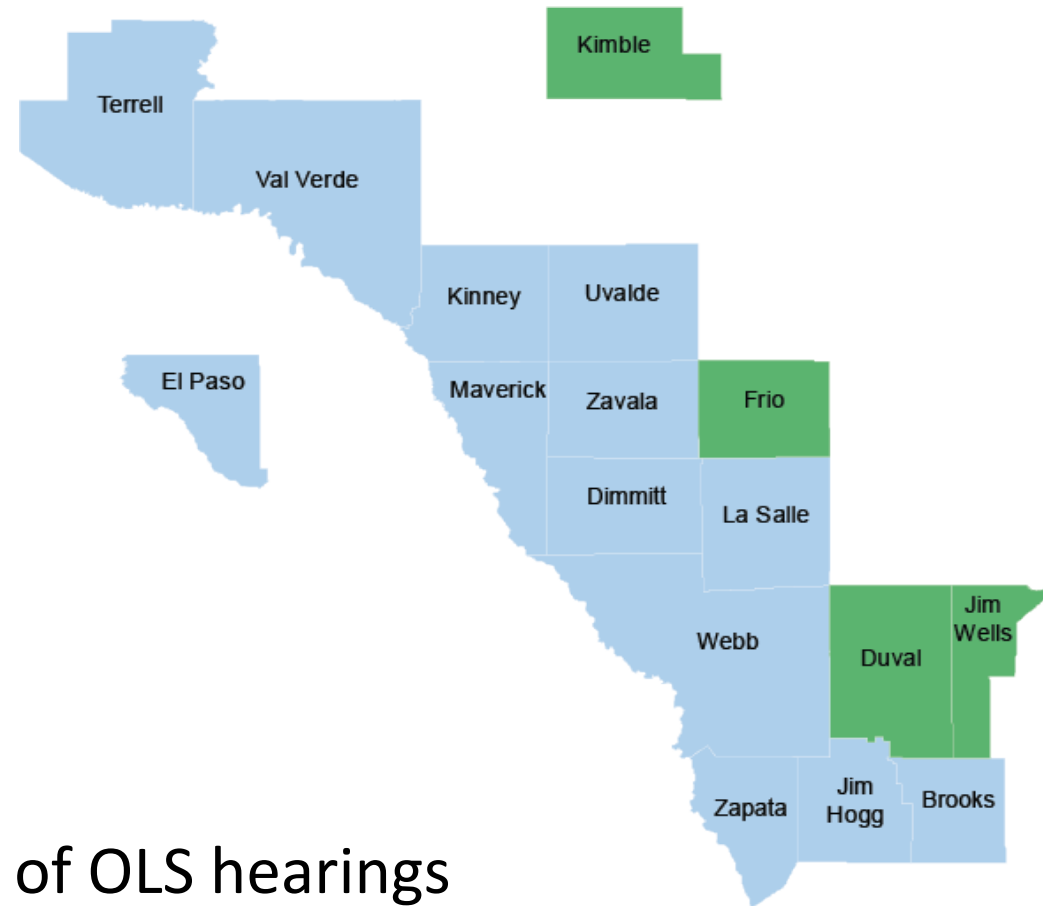
OCA Court Administrative Assistants

156 on site visits

Daily virtual consultations and monitoring of OLS hearings

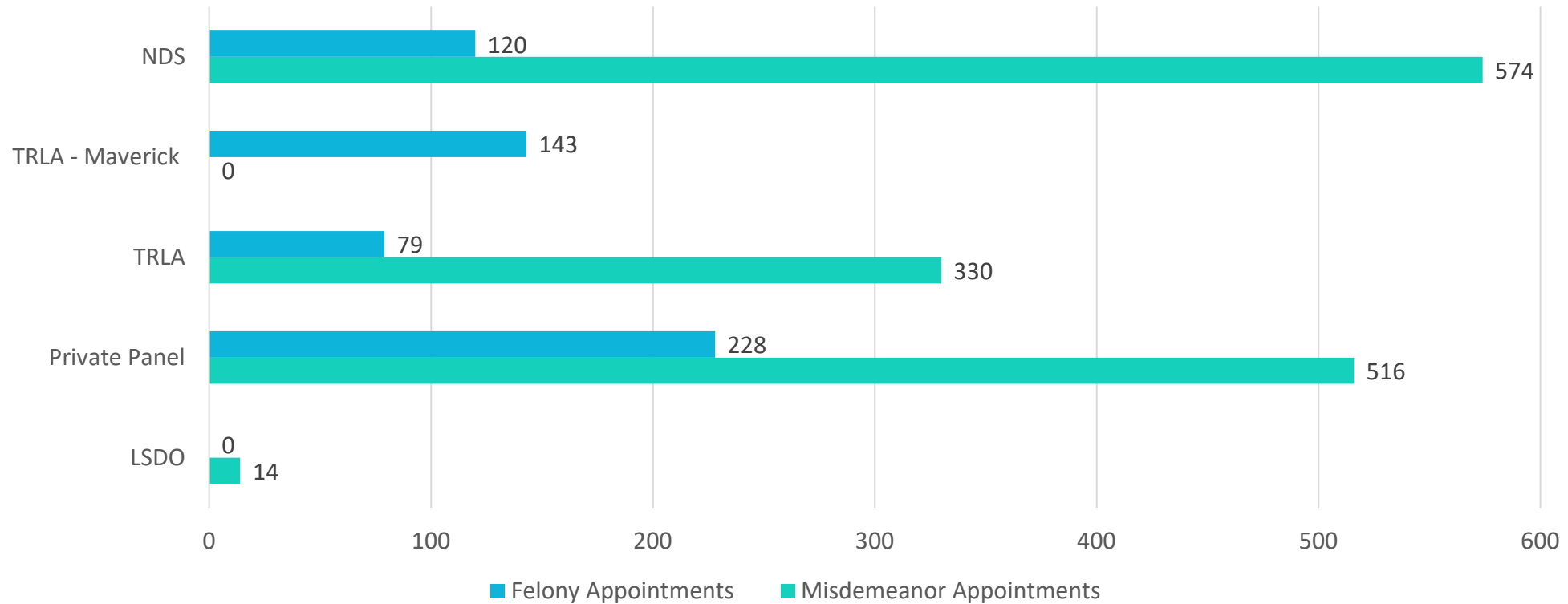
11 Visiting Judges are sitting in 6 counties across 8 different courts.

16 Visiting Judges appointed by the Supreme Court for magistration.



# INDIGENT DEFENSE

## 2024 Indigent Defense Appointments by Organization





# EMERGING ISSUES

- Court turnover
- Court activity on cases before they have been filed by the prosecutor
- Pretrial supervision of felony defendants
- El Paso mass arrest incidents

