

SENATE
COMMITTEE ON
BORDER SECURITY

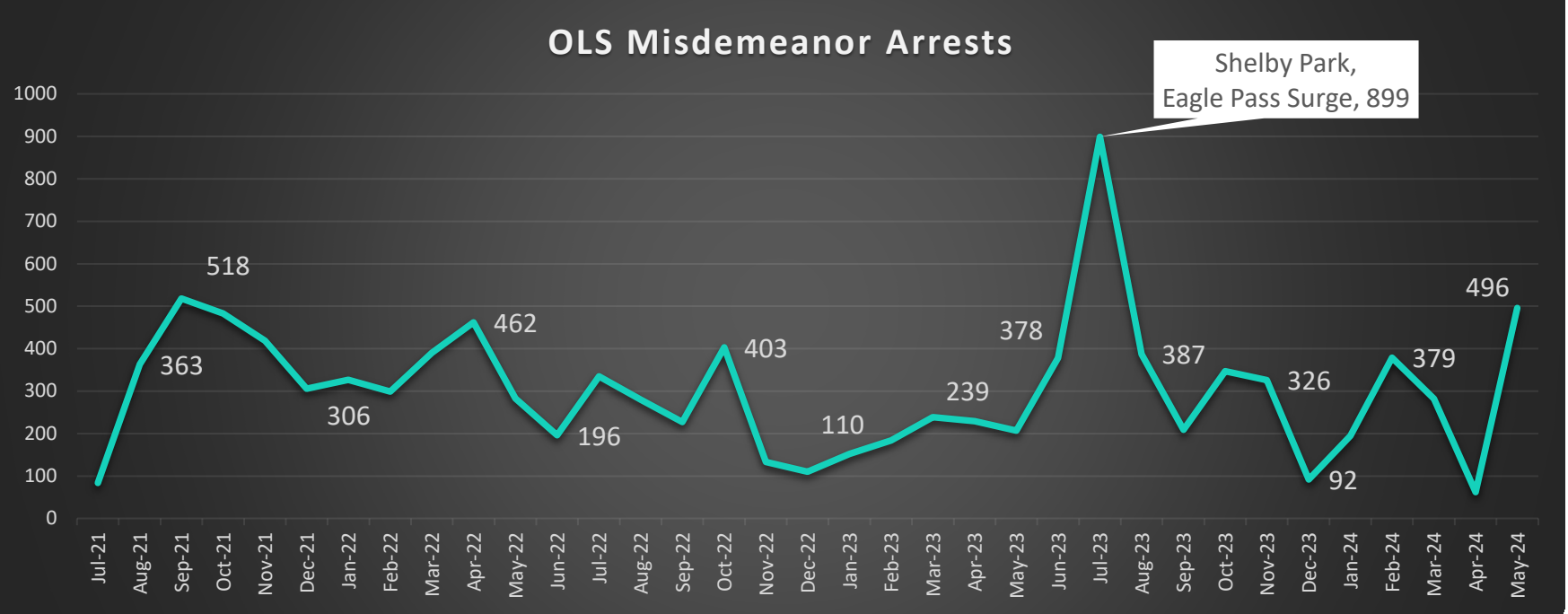
OPERATION
LONE STAR



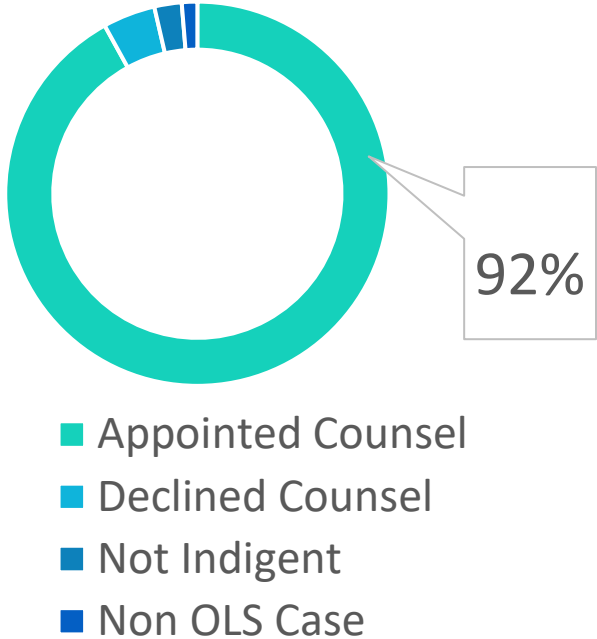
TEXAS OFFICE OF COURT ADMINISTRATION
MEGAN LAVOIE, ADMINISTRATIVE DIRECTOR

JUNE 11, 2024

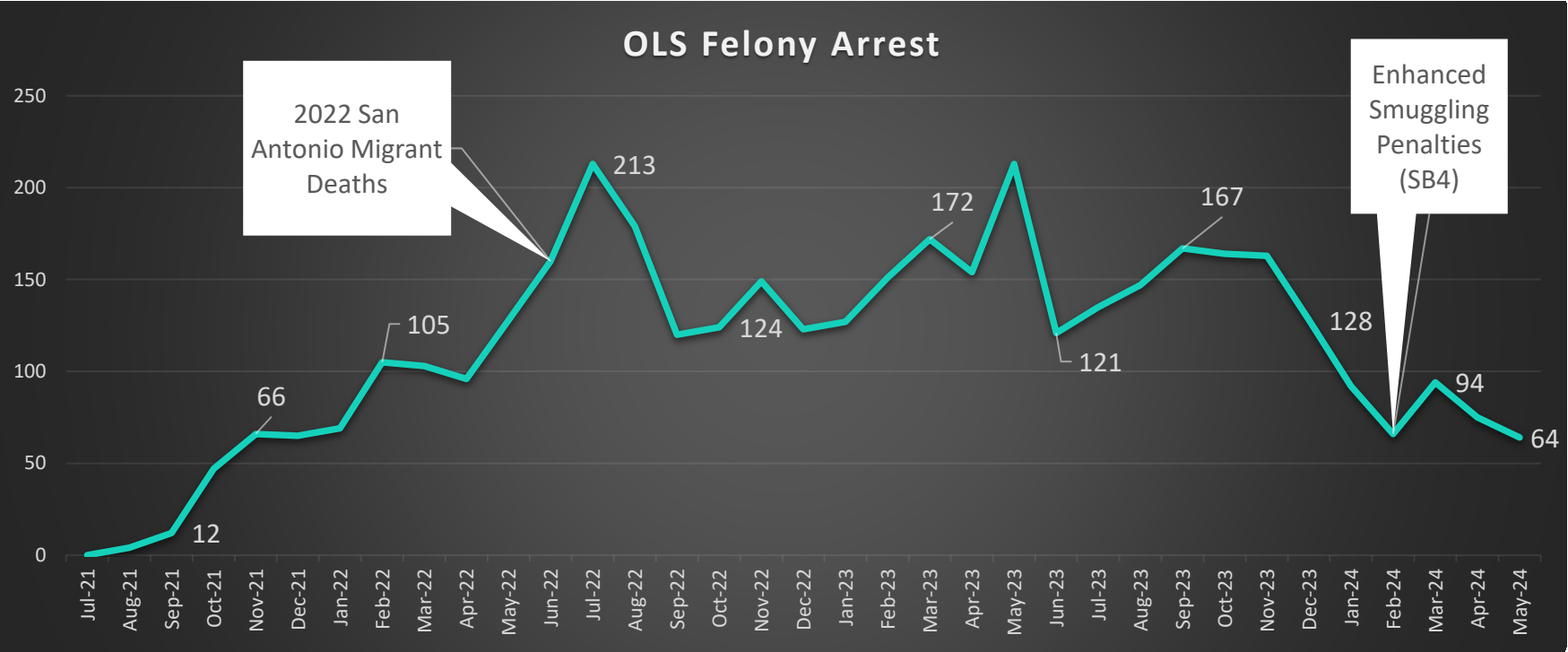
CENTRAL MAGISTRATION



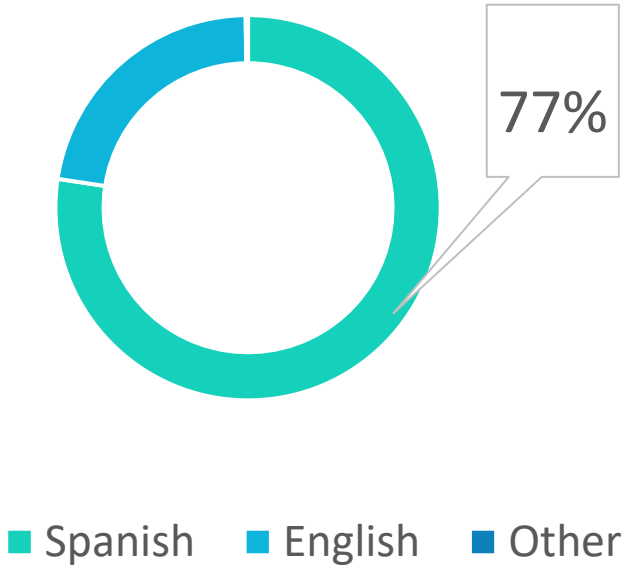
Indigent Defense



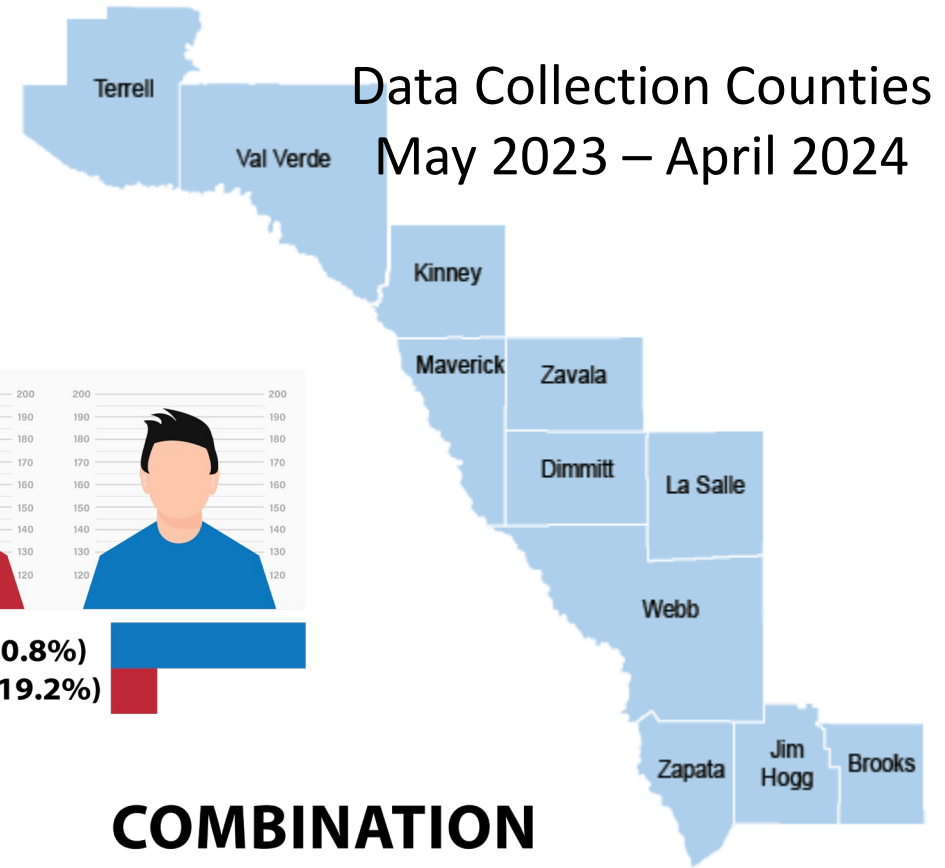
CENTRAL MAGISTRATION



Interpreters at Magistration



SMUGGLING DATA

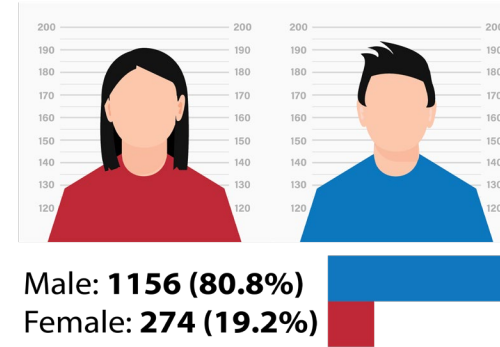


AGE

Age Range: **17-71**
Average Age of Smuggler: **30**
17-26 years: **679 (47.5%)**
27-36 years: **446 (31.2%)**
37-46 years: **210 (14.7%)**
47-56 years: **69 (4.8%)**
57-66 years: **25 (1.7%)**
67+ years: **1 (0.1%)**



SEX



PRIOR CRIMINAL HISTORY

Yes: **571 (40%)**
Violent: **99 (17.3%)**
Non-violent: **472 (82.7%)**
No: **813 (56.9%)**
No data available at time of collection: **46 (3.2%)**





















COMBINATION CHARGES

With weapons: **87 (6.1%)**
With stolen vehicles: **28 (2.0%)**
With felony evading: **106 (7.4%)**
With drugs: **65 (4.5%)**
With warrants: **52 (3.6%)**



SMUGGLING DATA

CITIZENSHIP STATUS

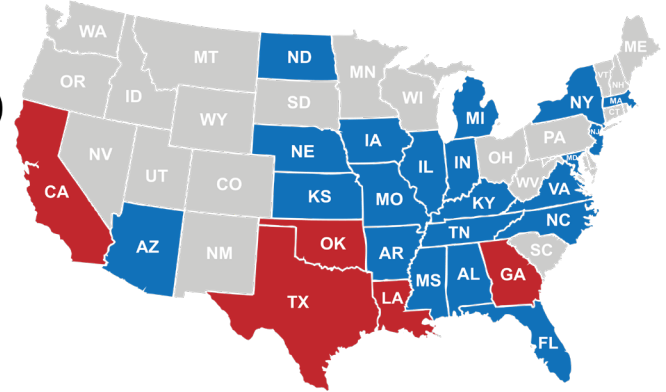
 USA 1038 (72.6%)	 Dominican Republic 5 (0.3%)
 Mexico 140 (9.8%)	 Peru 2 (0.1%)
 Honduras 88 (6.2%)	 Nigeria 2 (0.1%)
 Cuba 43 (3.0%)	 Sierra Leone 1 (0.1%)
 El Salvador 35 (2.4%)	 South Africa 1 (0.1%)
 Guatemala 31 (2.2%)	 Iraq 1 (0.1%)
 Venezuela 22 (1.5%)	 Trinidad & Tobago 1 (0.1%)
 Nicaragua 10 (0.7%)	 Panama 1 (0.1%)
 Columbia 6 (0.4%)	 Belize 1 (0.1%)

US RESIDENCY

Non-residents: **116 (8.1%)**

Residents¹: **1314 (91.9%)**

1. Texas: **1146 (87.2%)**
2. Oklahoma: **42 (3.2%)**
3. Louisiana: **20 (1.5%)**
4. California: **18 (1.4%)**
5. Georgia: **10 (.08%)**
6. Other States: **78 (5.9%)** – IL, AR, FL, AL, MO, MS, NY, NC, TN, AZ, IO, KS, NJ, NE, IN, KY, MD, CO, ID, MA, MI, ND, OH, VA



TOP 15 TEXAS CITIES



1. Houston: 351 (30.6%)
2. San Antonio: 168 (14.7%)
3. Austin: **65 (5.7%)**
4. Dallas: **56 (4.9%)**
5. Corpus Christi: **23 (2.0%)**
6. Alice: **20 (1.7%)**
7. Crystal City: **16 (1.4%)**
8. Fort Worth: **16 (1.4%)**
9. Eagle Pass: **15 (1.3%)**
10. Katy: **13 (1.1%)**
11. Pasadena: **13 (1.1%)**
12. Humble: **12 (1.0%)**
13. Laredo: **11 (1.0%)**
14. Conroe: **9 (0.8%)**
15. Irving: **9 (0.8%)**



COURT SUPPORT

OLS Court Manager

OCA Court Consultant

OCA Court Interpreters

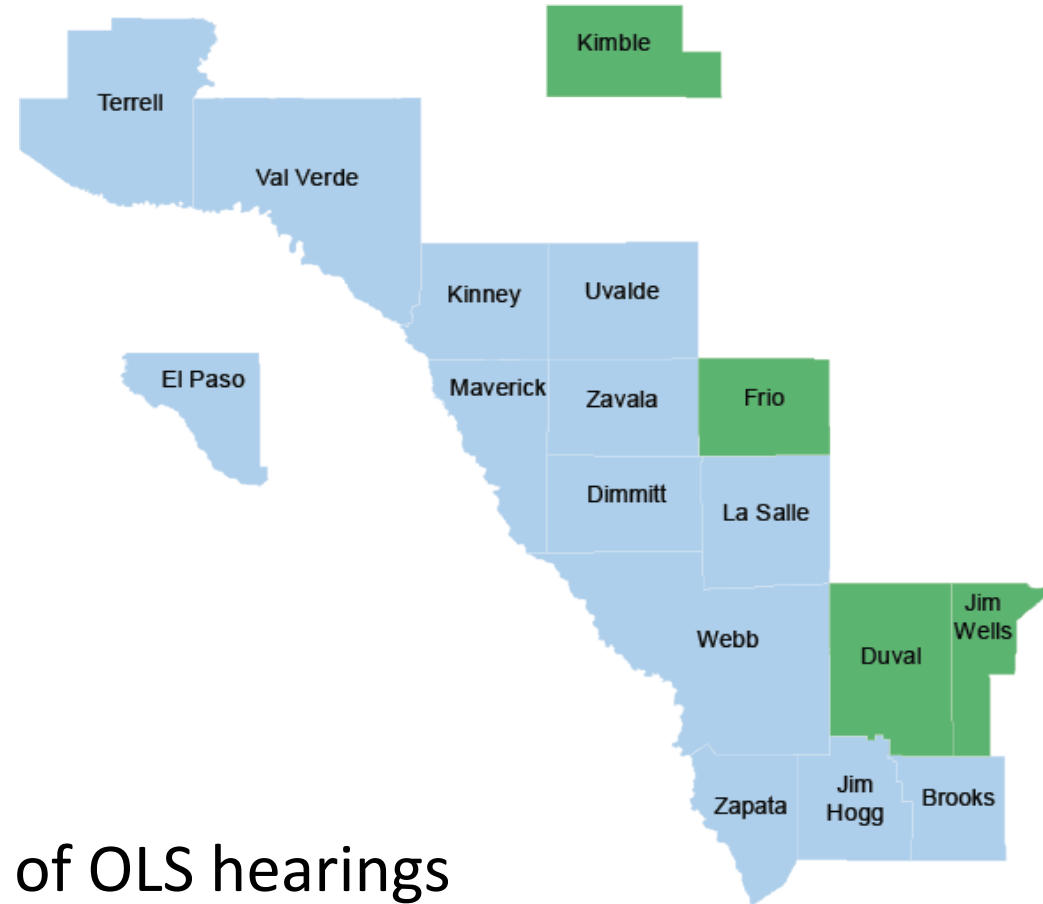
OCA Court Administrative Assistants

156 on site visits

Daily virtual consultations and monitoring of OLS hearings

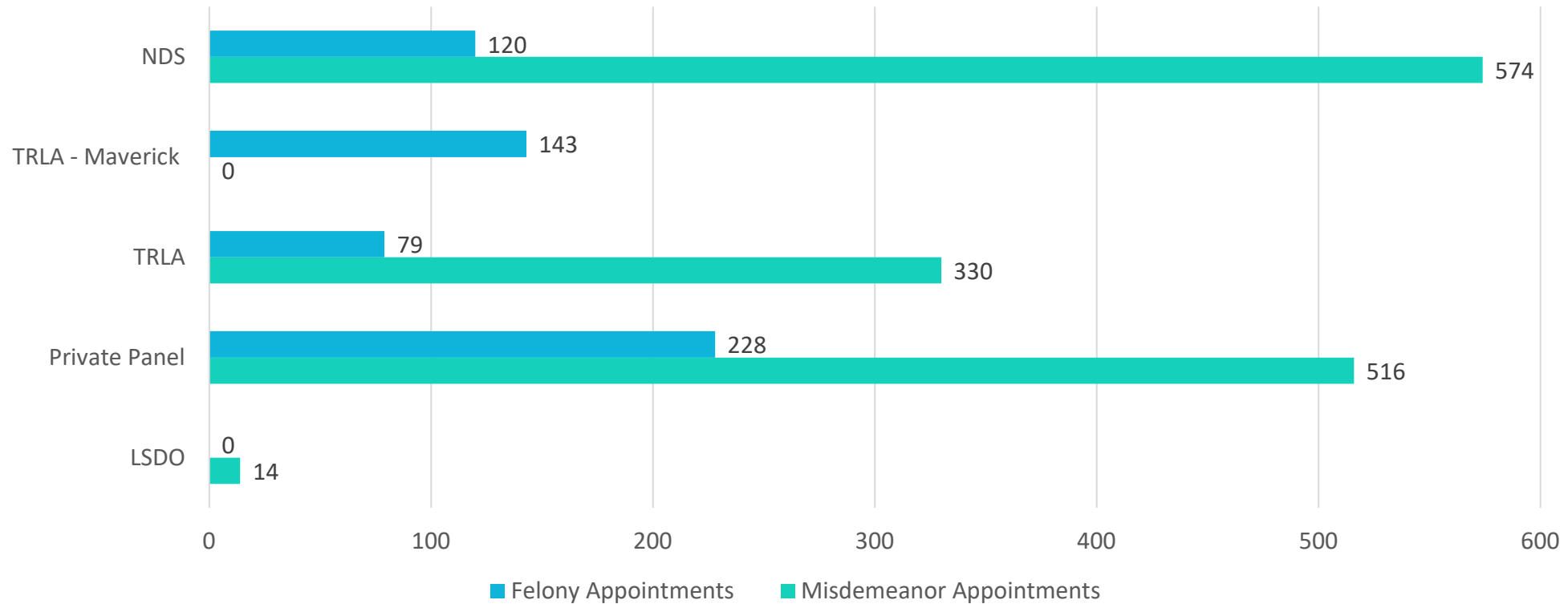
11 Visiting Judges are sitting in 6 counties across 8 different courts.

16 Visiting Judges appointed by the Supreme Court for magistration.



INDIGENT DEFENSE

2024 Indigent Defense Appointments by Organization





EMERGING ISSUES

- Court turnover
- Court activity on cases before they have been filed by the prosecutor
- Pretrial supervision of felony defendants
- El Paso mass arrest incidents

