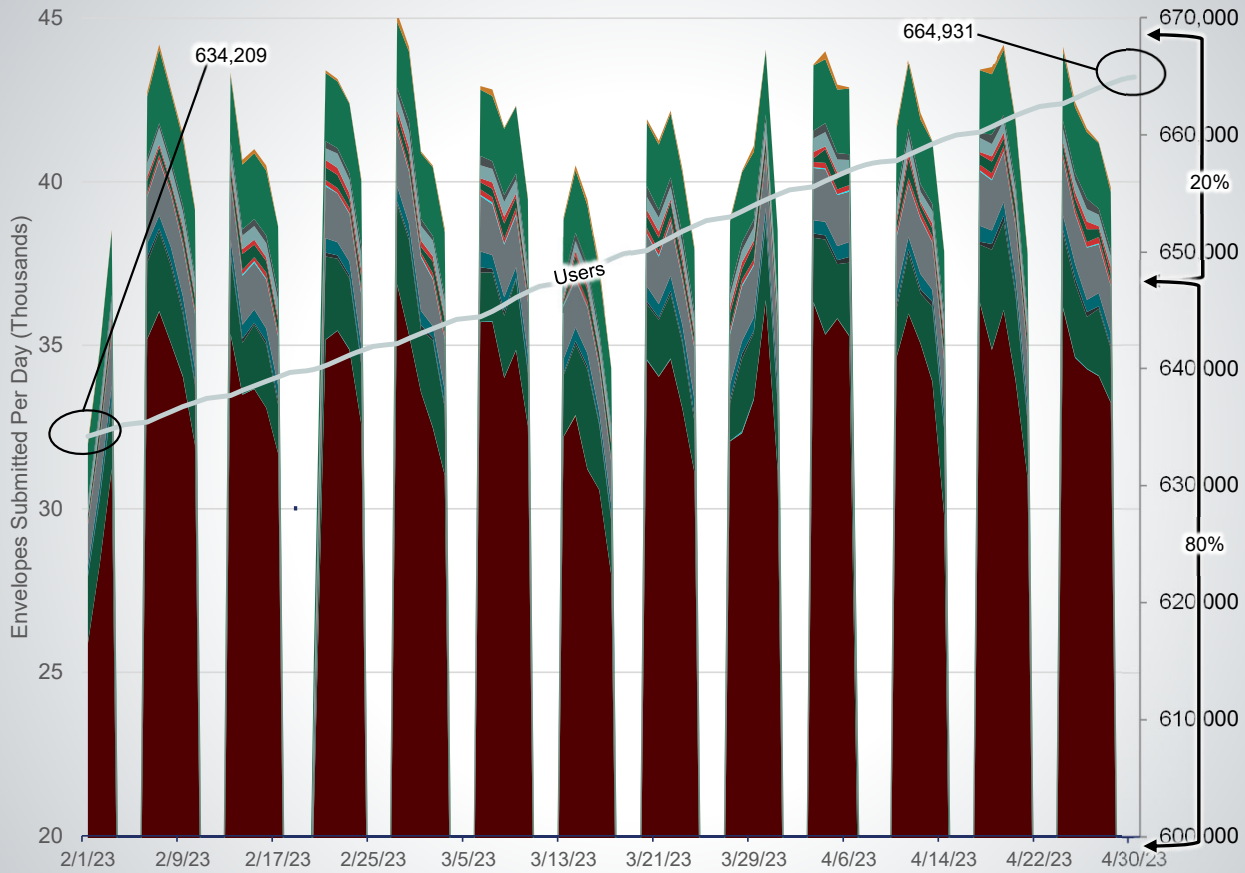




# Status Update

JCIT Meeting  
June 2, 2023

# Transaction Volume: 2/1/23 to 4/30/23

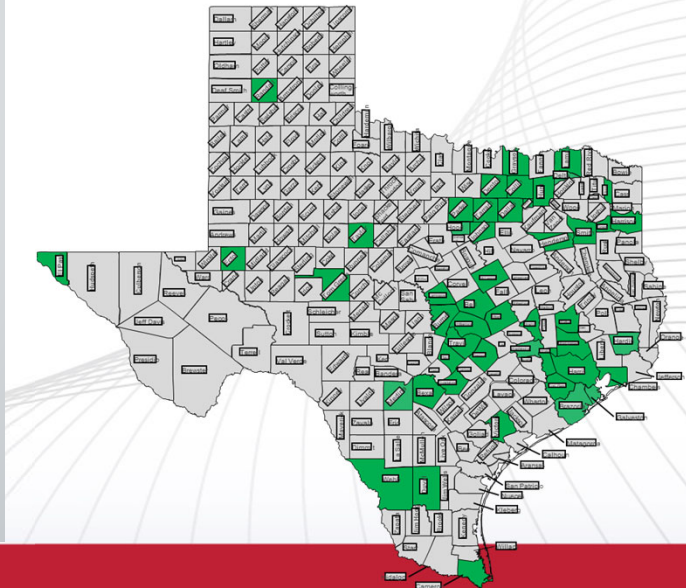


## Program Continues to Thrive

- 664k+ user accounts created to date
- Avg ~43K filings and ~\$1.3M fees processed daily

## JP Update

- 190 precincts across 49 counties live
- 6 active/pending engagements

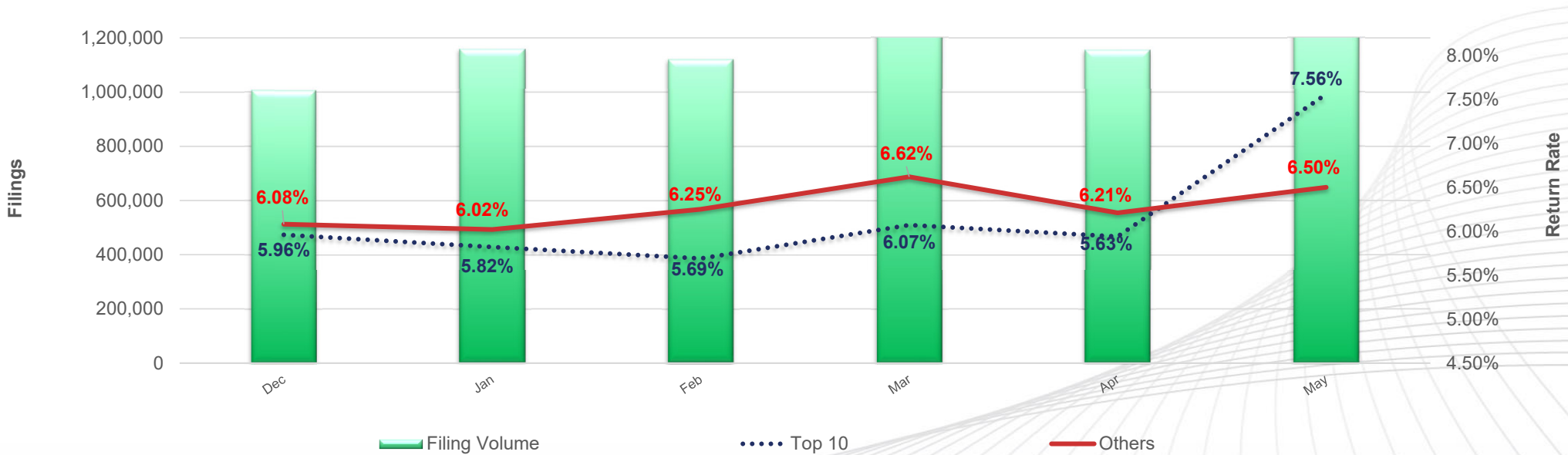


# Return for Correction Rates – Last 6 Months



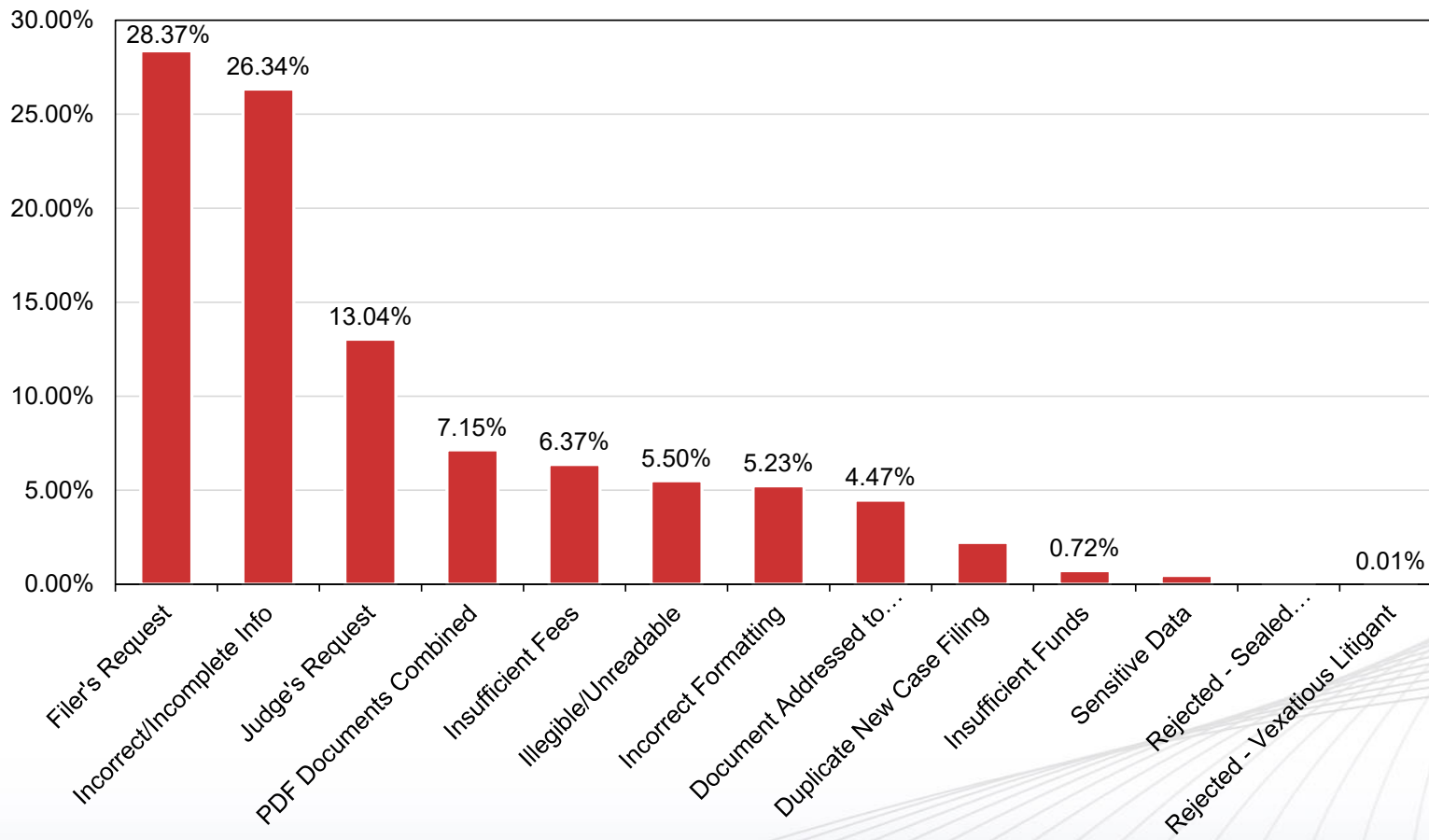
Return for Correction rates average 7% across the state

- *National average is ~8%*



\*Tracking of top 10 counties (in population) began in September 2018

# Return for Correction Rates by Return Reason



Reason	Count
Filer's Request	110,110
Incomplete Info	102,225
Judge's Request	50,595
PDFs Combined	27,729
Insufficient Fees	24,726
Illegible/Unreadable	21,349
Incorrect Formatting	20,297
Wrong Clerk/Location	17,347
Duplicate New Case	8,611
Insufficient Funds	2,783
Sensitive Data	1,809
Rejected - Sealed	464
Rejected - Vexatious	26

# Top Case Types with Sensitive Filings



Case Type	Sensitive Documents	Rate
(Title IV-D OAG Use Only)Enforcement	10,399	87.76%
Child Protection	113,542	74.95%
(Title IV-D OAG Use Only)Establishment	57,978	71.55%
(Title IV-D OAG Use Only)Paternity	43,301	70.98%
Adoption/Adoption with Termination	13,486	68.05%
Parentage/Paternity/Voluntary Legitimation	8,032	56.36%
Other Parent-Child	29,570	52.23%
Divorce with Children	127,482	49.07%
Custody or Visitation	10,222	47.30%
Other (Family Law)	11,590	44.47%
Divorce No Children	39,087	37.85%
Protective Order	12,251	36.57%
Expunction	4,080	35.08%
Guardianship - Adult	10,831	18.92%
Muniment of Title	2,923	14.36%
Independent Administration	16,434	13.11%
Judgment Nisi	3,909	12.73%
Other Estate Proceedings	1,552	12.45%
Seizure/Forfeiture	1,376	12.23%
Eviction	5,653	11.69%

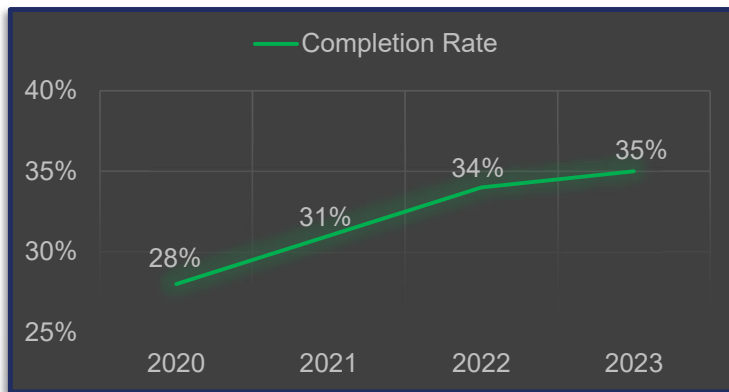
- Timeframe: 01/2023 – 06/2023
- Top 20 Case Types by % of documents filed marked as “Contains Sensitive Data”
- Limited to case types with >1,000 documents submitted

# eFileTexas Self Help Progress



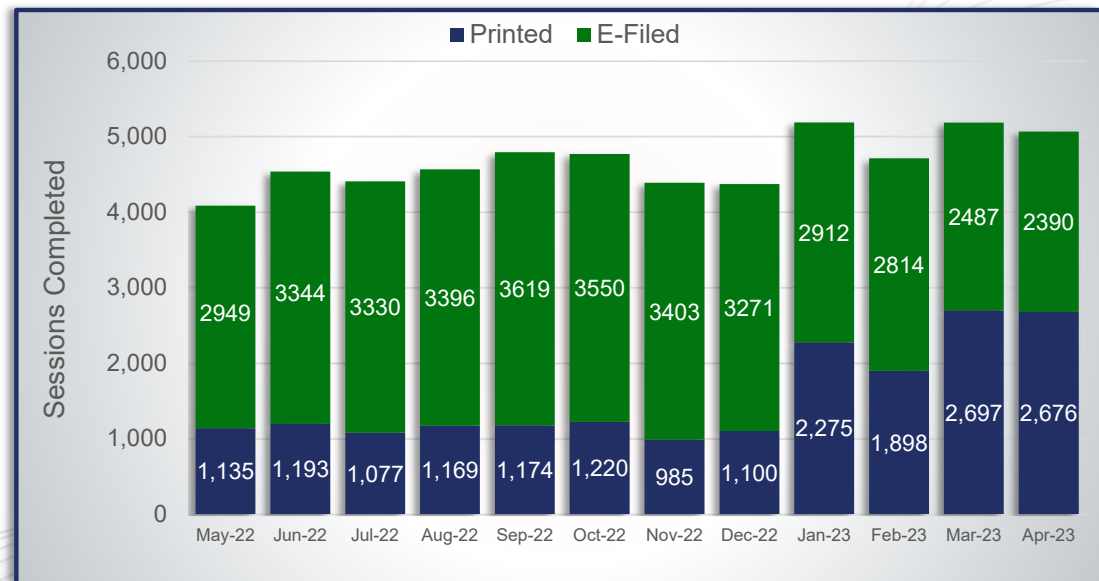
## Summary

- **45 interviews** currently available across Texas
- **7 interviews currently integrated** with eFileTexas
- **eFileTexas Self Help average completion rate steadily improving YoY:**



Top 10 Cities in Usage YTD

City	Sessions	City	Sessions
Dallas	17,472	Fort Worth	5,873
Austin	9,924	Plano	1,642
Houston	13,709	Arlington	2,447
El Paso	3,126	McKinney	1,457
San Antonio	4,256	Irving	855



# eFileTexas 2.0 – Progress Update



- Cycle 2 EFM, EFSP and Review App versions deployed to production
- Steadily rolling out Cycle 2 features/microservices using Operational Readiness methodologies



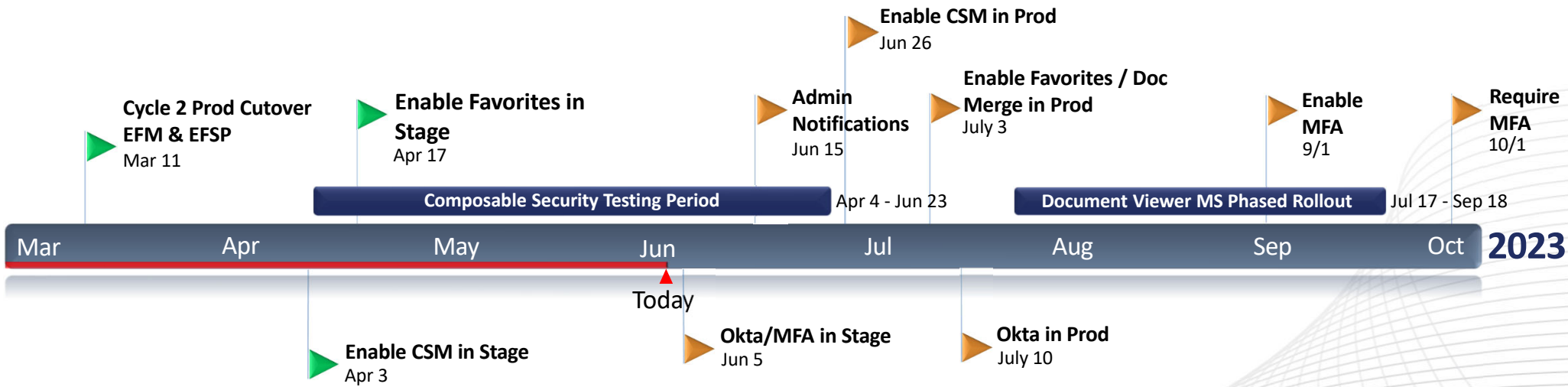
- Cycle 3 development expected to complete week of 7/3
- Cycle 3 deployment to Stage week of 7/10
- Cycle 3 UAT begins week of 8/31

# Cycle 2 Feature Rollout Timeline



▶ Task Complete

▶ Task Scheduled



*\*All dates are tentative and may shift to maintain operational stability*



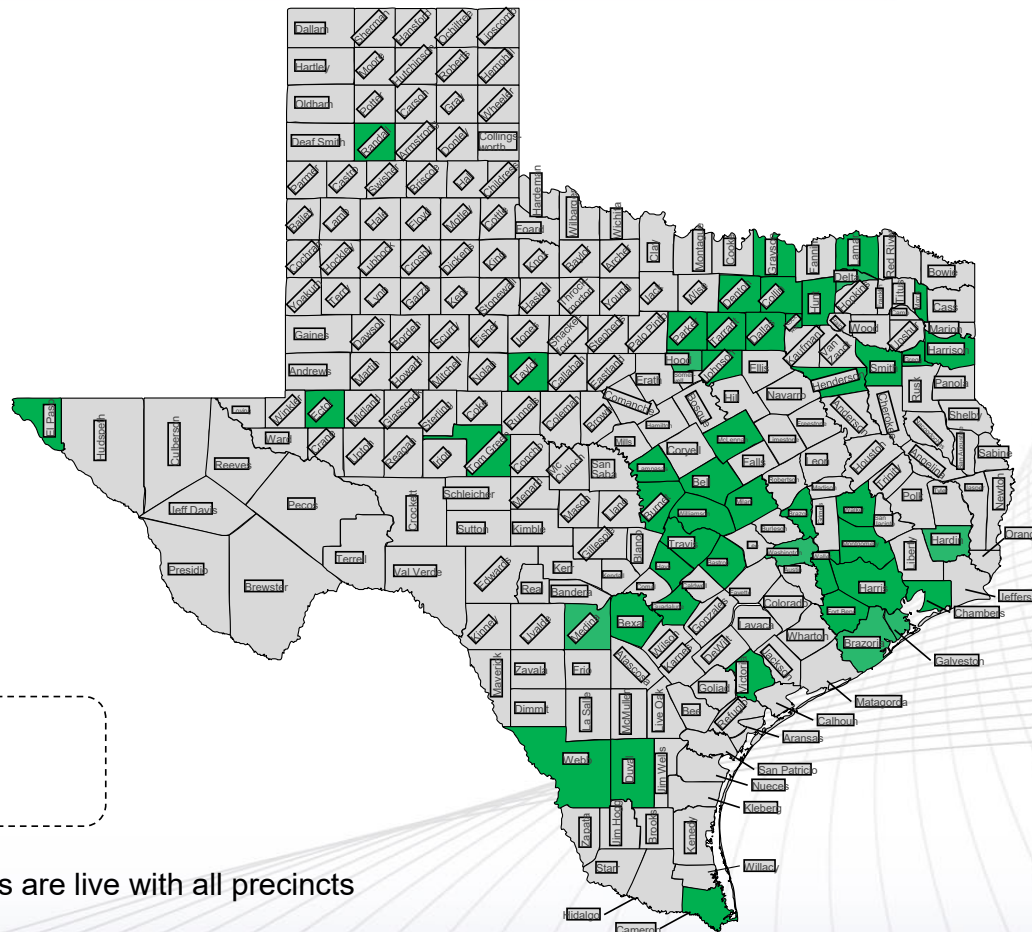


# Appendix

# TX E-Filing: JP

## Summary

- 190 precincts across 49 counties are live
- 4 active engagement
- 2 engagement pending



Note: Not all live counties are live with all precincts

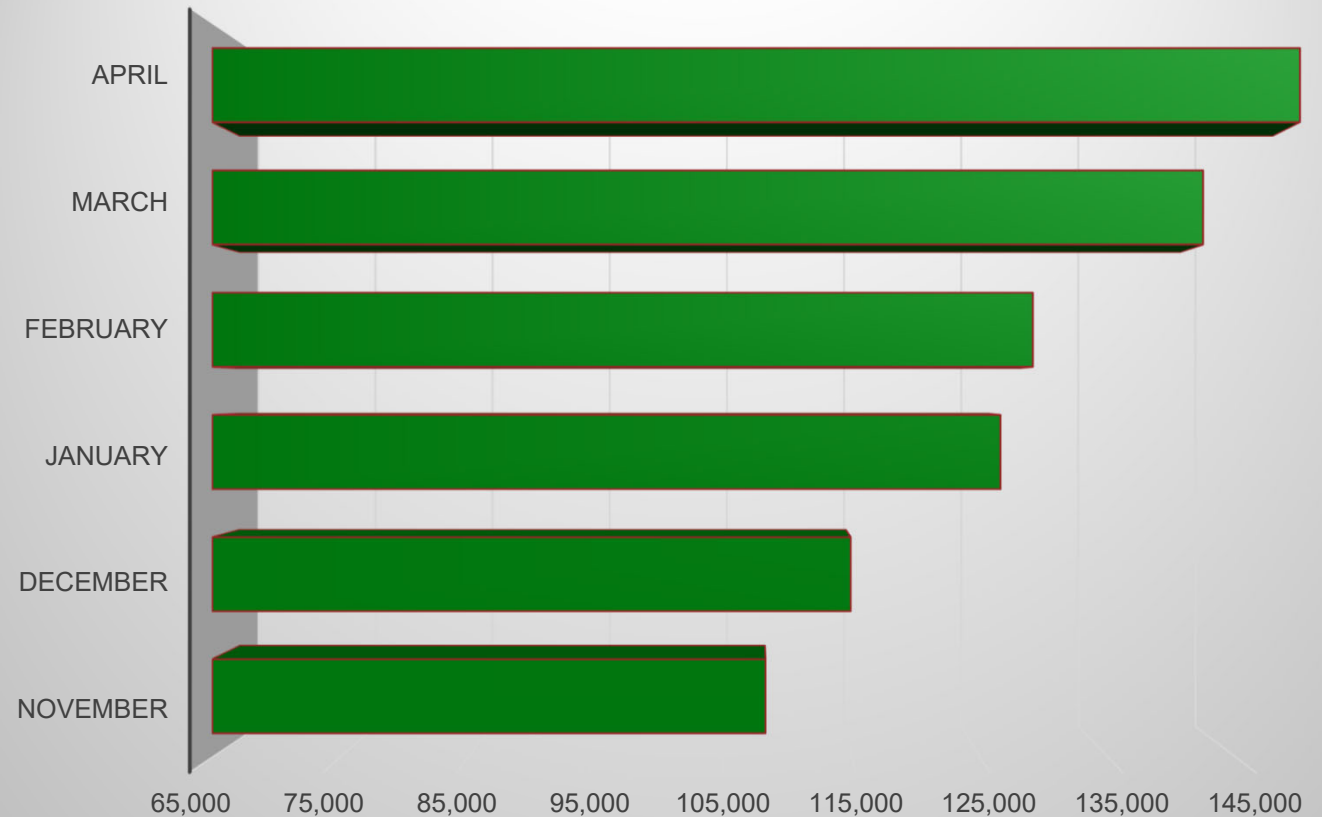
# JP E-Filing Volume



## Summary

- 129,000 Filings Per Month Average over last 3 months.
- Active Engagements:
  - Nueces JP 2-2
  - Lee JP2
  - Brazoria JP 1-2
  - Bowie JP2
- Future Engagements:
  - Hidalgo JP 4.2
  - Ector JP1 & JP4

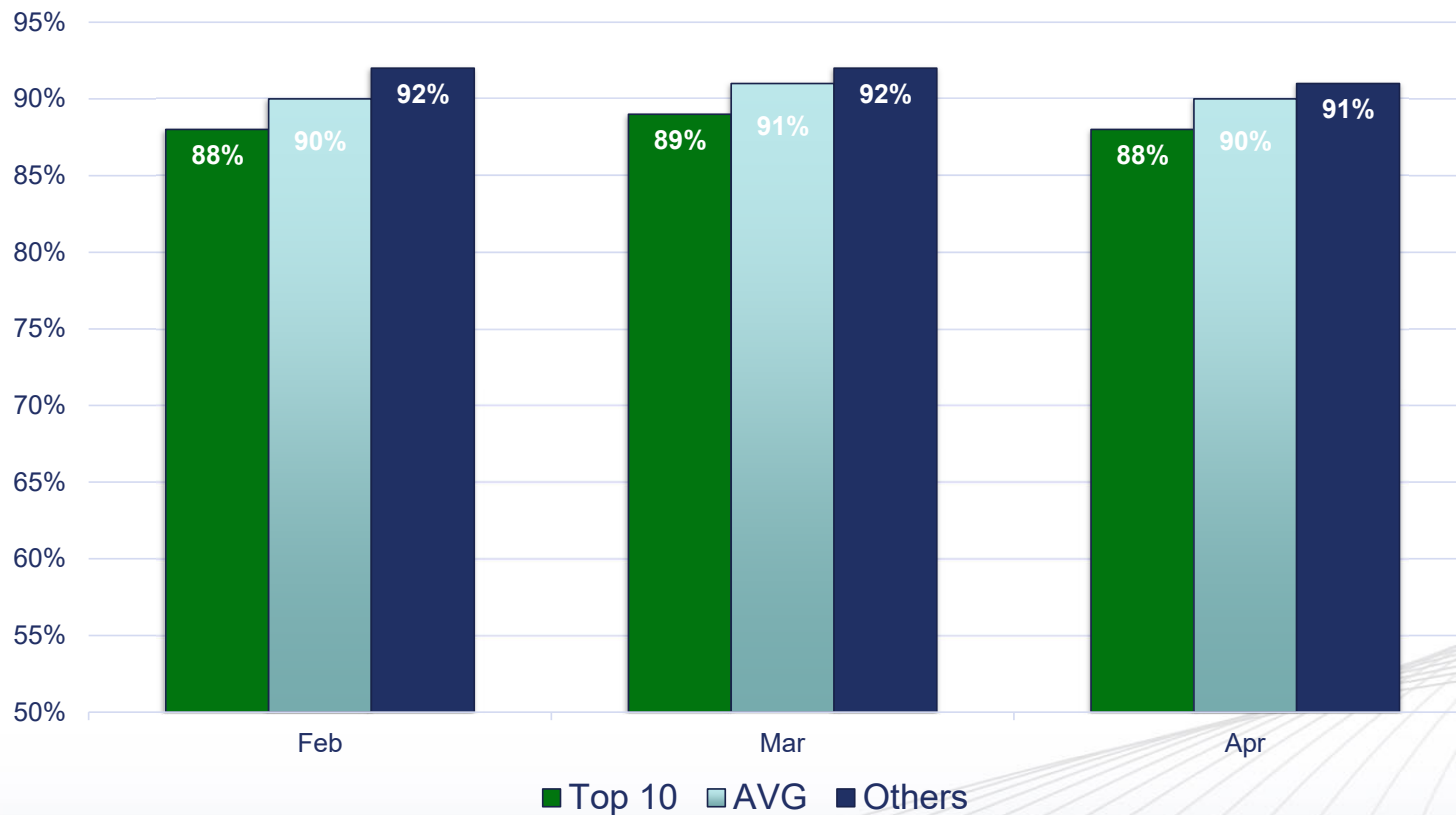
## JP Filing Volume



# Clerk Response Rates – Last 3 Months



## Responses in Under 24 Hours

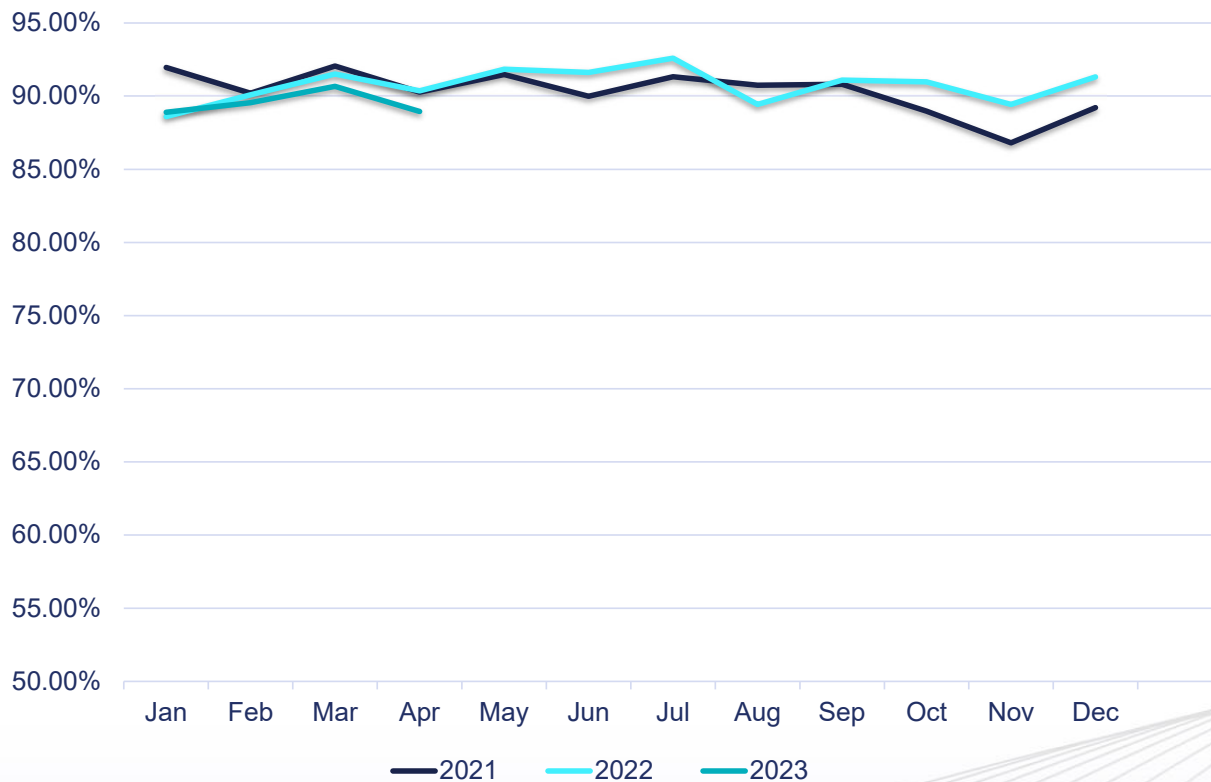


- Response rates are similar between courts of different sizes
- In 2023, 90% of all filings were accepted/returned for correction within 24 hours of submission

# Clerk Response Rates

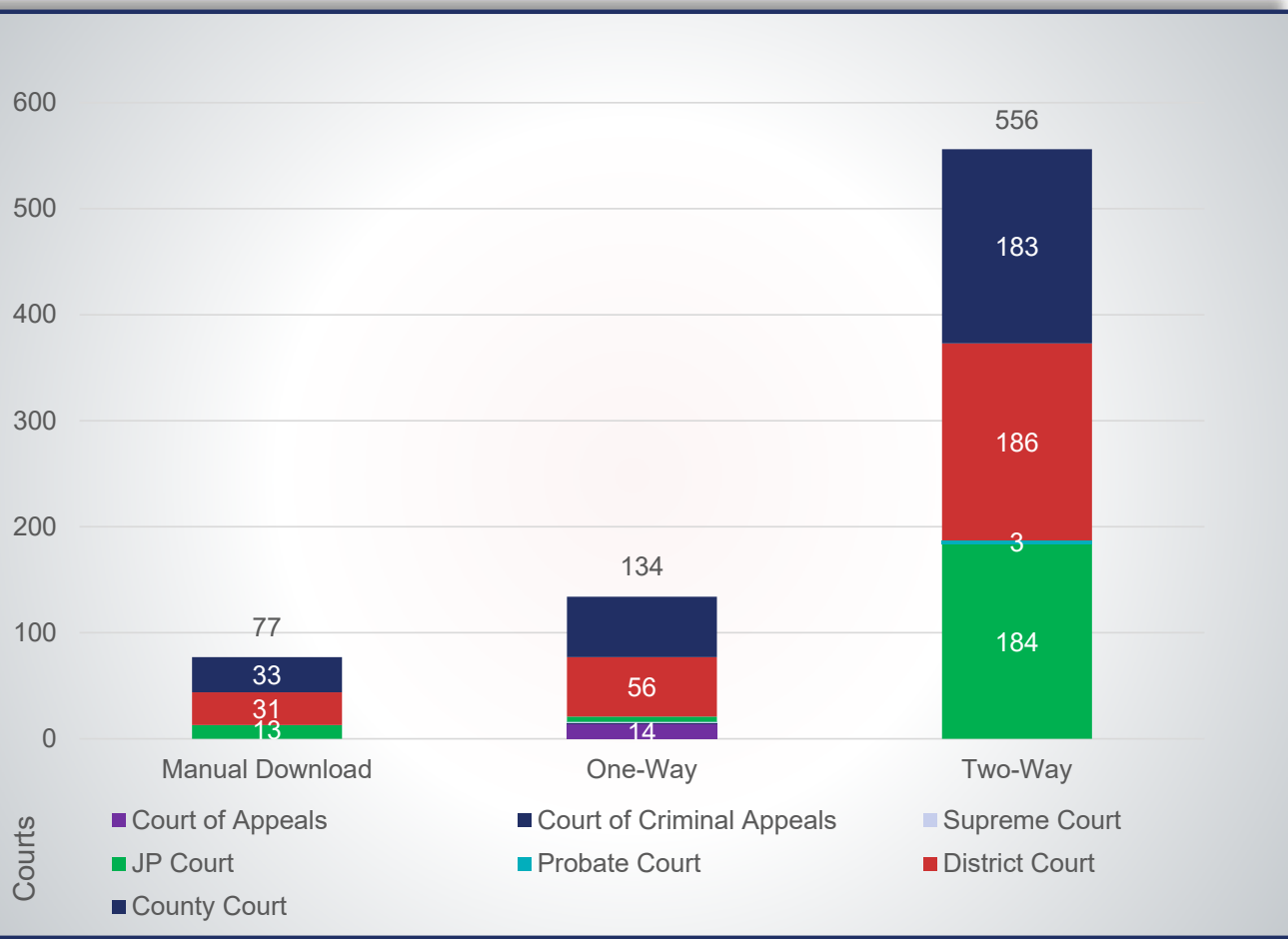


## Responses in Under 24 Hours



- **Clerks continue to review filings in a timely manner**
- **89.51% of filings are processed in under 24 hours in 2023**
- **Increase of 1.1% in filings processed in under 24 hours, since 2017**
- **Marginal difference** between integrated and non-integrated

# CMS Integration Status



- 83% of offices live on eFileTexas are integrated w/ their Case Management Systems (556 out of 673)
- Integration progress being made with CMS vendors:
  - 6 CMS vendors have established One-Way integration
  - 7 CMS vendors have established Two-Way integration