

# TEXAS FORENSIC SCIENCE COMMISSION

*Justice Through Science*

FINAL REPORT ON COMPLAINT BY  
AMANDA CULBERTSON AGAINST THE  
TEXAS DEPARTMENT OF PUBLIC SAFETY-  
EL PASO

August 16, 2019



**DRAFT REPORT OF THE  
TEXAS FORENSIC SCIENCE COMMISSION**

**Complaint #18.21 Texas Department of Public Safety  
El Paso Regional Crime Laboratory; Blood Alcohol**

**Approved at Quarterly Meeting  
August 16, 2019  
Austin, Texas**

### **Table of Exhibits**

<b>Exhibit A</b>	Forensic Science Commission Complaint Form
<b>Exhibit B</b>	PowerPoint Presentations Culbertson
<b>Exhibit C</b>	PowerPoint Presentation DPS
<b>Exhibit D</b>	Letter Request for Interview of Analyst
<b>Exhibit E</b>	DPS Quality Incident Report
<b>Exhibit F</b>	Spreadsheet with both Calibration Curves
<b>Exhibit G</b>	DPS Quality Incident Report Revised

## **I. SUMMARY OF THE COMMISSION’S STATUTORY AUTHORITY**

### **A. Legislative Background and Membership**

The Texas Legislature created the Texas Forensic Science Commission (“Commission”) during the 79<sup>th</sup> Legislative Session by passing House Bill 1068 (the “Act”). The Act amended the Texas Code of Criminal Procedure to add Article 38.01, which describes the composition and authority of the Commission.<sup>1</sup> During subsequent legislative sessions, the Texas Legislature further amended the Code of Criminal Procedure to clarify and expand the Commission’s jurisdictional responsibilities and authority.<sup>2</sup>

The Commission has nine members appointed by the Governor of Texas.<sup>3</sup> Seven of the nine commissioners are scientists or medical doctors and two are attorneys (one prosecutor nominated by the Texas District and County Attorney’s Association, and one criminal defense attorney nominated by the Texas Criminal Defense Lawyer’s Association).<sup>4</sup> The Commission’s Presiding Officer is Jeffrey Barnard, MD. Dr. Barnard is the director of the Southwestern Institute of Forensic Science and the Chief Medical Examiner of Dallas County, Texas.

### **B. Accreditation Jurisdiction**

The Texas Code of Criminal Procedure prohibits forensic analysis from being admitted in criminal cases if the entity conducting the analysis is not accredited by the Commission:<sup>5</sup>

“...a forensic analysis of physical evidence under this article and expert testimony relating to the evidence are not admissible in a criminal action if, at the time of the analysis, the crime laboratory conducting the analysis was not accredited by the commission under Article 38.01.”<sup>6</sup>

<sup>1</sup> See Act of May 30, 2005, 79<sup>th</sup> Leg., R.S., ch. 1224, § 1, 2005.

<sup>2</sup> See e.g., Acts 2013, 83<sup>rd</sup> Leg., ch. 782 (S.B.1238), §§ 1 to 4, eff. June 14, 2013; Acts 2015, 84<sup>th</sup> Leg., ch. 1276 (S.B.1287), §§ 1 to 7, eff. September 1, 2015, (except TEX. CODE CRIM. PROC. art. 38.01 § 4-a(b) which takes effect January 1, 2019).

<sup>3</sup> TEX. CODE CRIM. PROC. art. 38.01 § 3.

<sup>4</sup> *Id.*

<sup>5</sup> Until the 84<sup>th</sup> Legislative Session, the accreditation program was under the authority of the Department of Public Safety (“DPS”).

<sup>6</sup> TEX. CODE CRIM. PROC. art. 38.35 § (a)(4).

The term “forensic analysis” is defined as follows:

“Forensic analysis” means a medical, chemical, toxicologic, ballistic, or other expert examination or test performed on physical evidence, including DNA evidence, for the purpose of determining the connection of the evidence to a criminal action, except that the term does not include the portion of an autopsy conducted by a medical examiner or other forensic pathologist who is a licensed physician.<sup>7</sup>

The term “crime laboratory” is broadly defined, as follows:

“Crime laboratory” includes a public or private laboratory or other entity that conducts a forensic analysis subject to this article.<sup>8</sup>

The forensic discipline discussed in this report is blood alcohol analysis, which is subject to accreditation requirements under Texas Law.<sup>9</sup> The laboratory that is the subject of this report, Texas Department of Public Safety El Paso Regional Crime Laboratory (“DPS” or “DPS El Paso”) is accredited by the Commission and the ANSI-ASQ National Accreditation Board (“ANAB”) under the International Organization for Standardization (“ISO”) accreditation standard 17025.<sup>10</sup>

### **C. Investigative Jurisdiction**

Texas law requires the Commission to “investigate, in a timely manner, any allegation of professional negligence or professional misconduct that would substantially affect the integrity of the results of a forensic analysis conducted by a crime laboratory.”<sup>11</sup> The Act also requires the Commission to: (1) implement a reporting system through which a crime laboratory may report professional negligence or professional misconduct; *and* (2) require crime laboratories that conduct forensic analyses to report professional negligence or misconduct to the Commission.<sup>12</sup>

As part of its accreditation authority, the Commission may also:

<sup>7</sup> *Id.* at § (a)(4).

<sup>8</sup> *Id.* at § (d)(1).

<sup>9</sup> Texas law exempts certain forensic disciplines from the accreditation requirement by statute or administrative rule. *Id.* at §(a)(4).

<sup>10</sup> See <http://www.txcourts.gov/fsc/accreditation/> for a list of accredited laboratories.

<sup>11</sup> TEX. CODE CRIM. PROC. art. 38.01 § 4(a)(3).

<sup>12</sup> *Id.* at § 4(a)(1)-(2).

- establish minimum standards that relate to the timely production of a forensic analysis to the agency requesting the analysis;
- validate or approve specific forensic methods or methodologies; and
- establish procedures, policies and practices to improve the quality of forensic analyses conducted in this State.<sup>13</sup>

The Commission may, at any reasonable time, enter and inspect the premises or audit the records, reports, procedures, or other quality assurance matters of a crime laboratory that is accredited or seeking accreditation.<sup>14</sup>

#### **D. Important Limitations on the Commission’s Authority**

The Commission’s authority contains important statutory limitations. For example, no finding by the Commission constitutes a comment upon the guilt or innocence of any individual.<sup>15</sup> The Commission’s written reports are not admissible in civil or criminal actions.<sup>16</sup> The Commission has no authority to subpoena documents or testimony. The information the Commission receives during the course of any investigation is dependent upon the willingness of stakeholders to submit relevant documents and respond to questions posed. The information gathered in this report has *not* been subjected to the standards for admission of evidence in a courtroom. For example, no individual testified under oath, was limited by either the Texas or Federal Rules of Evidence (*e.g.*, against the admission of hearsay) or was subjected to cross-examination under a judge’s supervision.

## **II. INVESTIGATIVE PROCESS**

This report contains observations and recommendations regarding an April 2018 complaint filed by Amanda Culbertson (“Culbertson”), a former crime laboratory supervisor, now a private

<sup>13</sup> *Id.* at § 4-d(b-1).

<sup>14</sup> *Id.* at § 4-d(b-2).

<sup>15</sup> *Id.* at § 4(g).

<sup>16</sup> *Id.* at § 11.

toxicology consultant (*See* Culbertson Complaint at **Exhibit A**). The Commission also received a request from the Texas Criminal Defense Lawyers Association to investigate the issues cited in the complaint. The Commission accepted the complaint for investigation and formed an Investigative Panel at its October 5, 2018 quarterly meeting. The Commission’s Investigative Panel for this complaint includes Sarah Kerrigan, Ph.D., Jasmine Drake, Ph.D., and Mark Daniel, Esq.

#### **A. Documents Reviewed and Interview Request**

The Investigative Panel and Commission staff reviewed documents provided by Culbertson and DPS, including 120 pages of blood alcohol batch logs (instrument logs) and associated case chromatograms ranging from 2012 through 2017. Other documents reviewed included: PowerPoint presentations by Culbertson and DPS (*See Exhibits B-C*), quality incident reports from DPS (*See, e.g., Exhibits E and G*), and calibration curve data from the referenced cases. The Investigative Panel also requested an interview with the DPS analyst through her attorney (*See Exhibit D*) but did not receive a response.

### **III. FACTUAL ALLEGATIONS**

#### **A. Summary of Allegation**

The complaint alleges Ana Romero, a blood alcohol and seized drug Analyst (“Analyst”) formerly employed by DPS El Paso, intentionally falsified data in 28 of 32 blood alcohol cases run in a single batch. The complainant asserts there is sufficient evidence to conclude the error constituted professional misconduct.

#### **B. Facts Not in Dispute**

The Analyst began running the batch in question on Friday, February 7, 2014. Within a few hours of beginning the run, which occurred mostly over the weekend, the helium tanks

supplying the carrier gas ran dry. The affected batch contained 107 headspace vials, 64 of which were vials in duplicate containing defendant samples, amounting to 32 individual defendant cases. On Monday, February 10, 2014, the Analyst restarted the batch. The Analyst allowed the batch to run until completion on February 11, 2014. The DPS standard operating procedure at the time did not prohibit the use of data from a run for which gas was depleted and replaced. The Analyst printed the results on February 21, 2014. She then issued reports for the cases in question and sent them for technical review to the DPS Midland regional laboratory. The technical reviewer in Midland rejected the data from the February 10, 2014 run and instructed the samples be re-analyzed. His rationale for rejecting the data was that the best practice under the circumstances was to re-run the samples due to the carrier gas depletion.

### **C. Facts in Dispute**

Based on chain of custody documents, DPS asserts that on March 12, 2014, the Analyst took possession of the entire batch again for the purpose of re-analyzing it. The method blanks, calibrators and control area counts were different from February to March, suggesting she re-ran at least the blanks and a few of the samples. The instrument log indicates the instrument collected and analyzed 108 data files on March 12, 2014 in 13-minute increments from the batch in question. However, the data for 27.5 of the 32 defendants' cases (55 vials of the 64 total defendant vials) were identical to the February 11, 2014 data. Further, one defendant's case had identical data to the previous runs but the order was reversed (data from the first batch, aliquot 1 appeared as the data for the second batch, aliquot 2).

DPS was unable to locate the data for the 28 cases that should have been generated from the re-analysis on March 12, 2014. There were no hard copy printouts of the data in the case files either.



The complainant believes the use of the February data for what should have been the new March run was an intentional act by the Analyst to avoid the extra work involved with re-analyzing the blood alcohol a second time as instructed by the technical reviewer. The complainant further asserts the erroneous use of February data should have been identified by the technical reviewer during the second technical review. The complainant believes the following factors weigh in favor of a conclusion that the act was deliberate:

- 1) The Analyst made a copy of at least one data file and placed it into a different folder.
- 2) She manually entered the reprocessing range omitting the calibrator.
- 3) She reprocessed one case numerous times, going back and forth between February and March. This may indicate she was trying to reassure herself that the results would not be impacted by using the February data instead of re-running the cases.
- 4) The data for 28 cases in the March run were deleted, but data files still exist for runs before and after that date.

DPS agrees with the complainant that: (1) the data described in the complaint is a near statistical impossibility; (2) the Analyst used the February data instead of data that should have been generated from a second run in March; and (3) this error should have been caught during technical review. The technical reviewer did not check the peak areas on the re-run and likely only confirmed the concentration was difference between the two runs. As a result, he did not detect the use of the February data for the March run.

With respect to the Analyst's intent, DPS has consistently asserted "there was not an intentional or malicious action on the part of the Analyst" while recognizing the laboratory "could not definitively exclude the possibility that the actions on the part of the Analyst were intentional." For this reason, the laboratory ultimately determined that no conclusion could be reached with respect to the Analyst's intent and thus declined to attribute the root cause to professional

misconduct by the Analyst. DPS also points to the following as indicators that an unintentional mistake in data selection was possible:

- 5) **Instrument Software Limitations.** The software used at the time of the incident allowed the user to manually select a data file and did not update the upper header on the report or identify the calibration file used. There was nothing present in the software to prevent the user from accidentally switching data files. DPS acknowledges this limitation in the software could be associated with either accidental error or intentional error.
- 6) **Analyst Data Analysis Process.** Twenty-eight cases did not receive chromatograms. The software generated reports without user interface. DPS could not determine whether the reports printed and if so what happened to the printed data; however, the instrument log captured the Analyst manually initiating an analysis process to re-obtain the data and print/re-print the chromatograms. The laboratory did not initiate this process often, and thus the Analyst could have made an error when attempting to perform the function.
- 7) Another analyst was running a batch at the same time the Analyst was attempting to process and print the data from the March run. This could have been a complicating factor in the selection of the appropriate data set by the Analyst.
- 8) The laboratory reviewed a representative sample (315 cases from 85 batches) of the Analyst's casework spanning 2009-2014. No other cases with duplicated area counts were identified.

#### **D. Analyst Disclosure History**

The Analyst that is the subject of this complaint and investigation was the subject of a separate self-disclosure by DPS in 2014 in which she cut and pasted incorrect information in a worksheet for a controlled substance analysis and a controlled substances report was issued to a customer with an incorrect net weight due to the error. The error was discovered when the law enforcement agency notified the laboratory that the net weight was not what it had expected, and the laboratory re-analyzed the evidence. The law enforcement customer had not yet reported the results to the prosecutor so the defendant's case was not impacted by the error. In response to the error, DPS reviewed 100 of the Analyst's cases to verify the weights and determine whether there was a pattern of similar errors. The Commission took no further action on the disclosure given the actions taken by the laboratory in response to the nonconformity, including the laboratory's review

of the Analyst's casework, implementation of preventative measures including a "locked-down" worksheet that prevents any future copy/paste issues and continued re-analysis and evaluation of cases. The disclosure did not mention that the Analyst was also performing blood alcohol analysis at the time.

#### **IV. COMMISSION OBSERVATIONS AND FINDINGS**

##### **A. Additional Inquiries of DPS**

After review of the materials provided by the complainant and DPS's initial response, the Investigative Panel requested DPS provide an analysis of the data showing both calibration curves from the February and March runs. DPS compared the linear regressions from the February and March calibrations. (See **Exhibit F**.) The laboratory used area counts from the February batch to calculate the concentration using the original curve. The laboratory used area counts from the March batch (most of which match the February 7, 2014 information) to calculate the concentration using the curve from March. The spreadsheet calculates the percentage difference between the two sets of results to show the difference between the two curves. A comparison of the concentrations using each curve yields a difference so small as to be insignificant. Thus, the Analyst's use of the February data to support the March run would not have had an adverse impact on any defendant's blood alcohol result.

The panel further requested that DPS attempt to recreate the accidental selection of the wrong data set using the computer and software from the El Paso laboratory. However, DPS was unable to reproduce this scenario because the instrument was not recovered. Without the instrument, the system's technology integration specialist could not reproduce how the software would react while reprocessing and collecting data at the same time. As previously stated, a sequence from another analyst was running and collecting data at the same time the Analyst was

reprocessing the March 14 batch. When reprocessing a sequence, the computer defaults to the original results unless the user selects “reintegrate.” The results would then be calculated using the calibration saved in the method. From the software logs and menu choices, it is not unreasonable to conclude that a calibrator from a different run could be used accidentally to process the current run if “reintegrate” were chosen when reprocessing the sequence and the calibration was previously saved to the method. However, there is no way to definitively determine what the Analyst knew about her file selections at the time, or what her underlying intent was in making the choices she did. She told DPS during an interview that she had no recollection of the specific batch in question, that the software was not user-friendly, and the printing function did not always work properly. As previously stated, the Analyst has not responded to requests from the Commission for an interview, and she has no obligation to consent to one considering she is no longer a forensic analyst in Texas. DPS also provided a revised/supplemental quality incident report in response to the Investigative Panel’s requests. (*See Exhibit F.*)

#### **B. Assessment re: Professional Negligence or Misconduct**

Article 38.01 of the Texas Code of Criminal Procedures requires the Commission to describe whether professional negligence or misconduct occurred in this case. The Commission has defined both terms in its administrative rules.<sup>17</sup>

“Professional Misconduct” means the forensic analyst or crime laboratory, through a material act or omission, deliberately failed to follow a standard of practice that an ordinary forensic analyst or crime laboratory would have followed, and the deliberate act or omission would substantially affect the integrity of the results of a forensic analysis. An act or omission was deliberate if the forensic analyst or crime laboratory was aware of and consciously disregarded an accepted standard of practice.

“Professional Negligence” means the forensic analyst or crime laboratory, through a material act or omission, negligently failed to follow the standard of practice that an ordinary forensic analyst or crime laboratory would have followed, and the negligent act or omission would substantially affect the integrity of the results of a forensic analysis. An act or omission was negligent if the

<sup>17</sup> See 37 TEX. ADMIN. CODE §15.

forensic analyst or crime laboratory should have been but was not aware of an accepted standard of practice.

The professional misconduct definition requires the Commission to establish a deliberate (*i.e.*, intentional) act or omission before issuing a finding of misconduct. Without speaking with the Analyst, the Commission finds the evidence insufficient to reach a conclusion of professional misconduct. The investigative panel agrees with DPS' ultimate conclusion that it is not possible to determine whether the Analyst re-used the February data intentionally or accidentally. However, the panel believes DPS' original root cause analysis did not sufficiently consider this possibility, instead defaulting to the assumption that she must not have acted intentionally.

The investigative panel agrees with the complainant that the log showing the Analyst moving back and forth multiple times between February and March data could be an indicator she was attempting to reassure herself that using the February data would not affect the reported conclusions. In such a case, she could have run blanks for the 28 cases and discarded the data generated from those blank runs. This would have saved her the time and effort of having to re-aliquot blood for 28 cases in duplicate (56 vials). To be absolutely clear, the Commission is not stating this is what actually happened, but the possibility should not be dismissed out of hand. While the Commission endeavors to reach a clear conclusion regarding professional misconduct in all investigations, some factual scenarios simply do not allow for it. This is one of those cases.

Assessing professional negligence is necessarily difficult because it is a contextual-driven analysis dependent on the weight accorded various factors. In this case, DPS issued 28 reports with incorrect supporting data and the laboratory did not realize it had done so until almost five years later when the complainant reviewed the data in a case for which she was hired as an expert. The Commission concludes this failure constitutes negligence because none of the mechanisms in the laboratory established to protect against this type of error (*e.g.*, analyst attention to detail, thorough

technical review by a second qualified analyst) prevented the reports from being issued. Issuing results with the wrong supporting data is a failure to follow the standard of practice that an ordinary forensic analyst or crime laboratory would have followed. Because DPS later had no choice but to announce it could no longer support the results in 28 cases, the negligent act or omission did substantially affect the integrity of the results of a forensic analysis.

## **V. CORRECTIVE ACTIONS AND RECOMMENDATIONS**

For the 28 cases in which no March run data exists, DPS has informed stakeholders it can no longer support the reported blood alcohol results. This decision was appropriate given the circumstances, even when taking into consideration the fact that the use of the February data would not have changed the reported results in those cases based on the subsequent comparison of the two calibration curves (*See Exhibit F*).

The software mechanism that allowed the Analyst to manually select a data file no longer exists, thereby eliminating the possibility that the wrong data could be selected accidentally.

With respect to the retroactive reviews performed by DPS as a result of this case, the Commission recommends DPS refer to the statistical sampling guidance posted on the Commission's website. DPS should also continue to consult with Dr. Cliff Spiegelman, Distinguished Professor of Statistics at Texas A&M University, to ensure the sampling plan utilized to date is sufficient given the observations with respect to the Analyst's intent set forth in this report.

Finally, the Commission found the quality incident documentation related to this case extremely difficult to follow. Having reviewed many DPS quality incident documents from various regional laboratories over time, the Commission makes the general observation that quality system documentation has become more complete. However, there is significant variation within the

laboratory system with respect to how clearly the documentation: (1) describes the facts; (2) describes the root cause; and (3) describes corrective and preventative action. The Commission suggests DPS provide training to quality assurance personnel on effective drafting, including the avoidance of passive voice whenever possible. Otherwise, the reader is left to make assumptions regarding ambiguous language, which risks creating confusion instead of providing clarity with respect to a given factual scenario.

# EXHIBIT

A



TEXAS FORENSIC SCIENCE COMMISSION • COMPLAINT FORM (Cont.)

1. PERSON COMPLETING THIS FORM

Name: Amanda Culbertson
Address: 4008 Louetta Road, #248
City: Spring
State: Texas Zip Code: 77388
Home Phone:
Work Phone: 832-514-1818
Email Address (if any): previoushppts@gmail.com

2. SUBJECT OF COMPLAINT

List the full name, address of the laboratory, facility or individual that is the subject of this disclosure:

Individual/Laboratory: DPS El Paso Regional Lab
Address:
City:
State: Zip Code:
Date of Examination, Analysis, or Report:
Type of forensic analysis: Blood Alcohol/Quality
Laboratory Case Number (if known): many

Is the forensic analysis associated with any law enforcement investigation, prosecution or criminal litigation?
Yes [X] No [ ]

\* If you answered "Yes" above, provide the following information (if possible):

\* Name of Defendant: many
\* Case Number/Cause Number: (if unknown, leave blank)
\* Nature of Case: (e.g burglary, murder, etc.)
\* The county where case was investigated, prosecuted or filed:
\* The Court:
\* The Outcome of Case:
\* Names of attorneys in case on both sides (if known):

Your relationship with the defendant:

Self [ ] Family Member [ ]
Parent [ ] Friend Attorney [ ]
None [X] Other (please specify):
Retained expert

If you are not the defendant, please provide us with the following information regarding the defendant:

Name:
Address (if known):
Home Phone:
Work Phone:

3. WITNESSES

Provide the following about any person with factual knowledge or expertise regarding the facts of the disclosure. Attach separate sheet(s), if necessary.

First Witness (if any):
Name:
Address:
Daytime Phone:
Evening Phone:
Fax:
Email Address:

Second Witness (if any):
Name:
Address:
Daytime Phone:
Evening Phone:
Fax:
Email Address:

Third Witness (if any):
Name:
Address:
Daytime Phone:
Evening Phone:
Fax:
Email Address:





### Summary of complaint:

Generally, failure to adhere to accreditation standards and Laboratory Operations Guidelines (LOG) such as failure to promptly notify customers of non-conforming work and failure to timely issue corrective actions for non-conforming work. Additionally, failure to define the “peer review” process (which is different than a technical review) in either a SOP or quality manual.

### Background:

This complaint centers around the cases and blood alcohol batches described in another complaint I submitted simultaneously with this complaint which is attached for reference.

A Quality Incident Report (QIR) with tracking number QI-ELP-2017-0831-BA was issued in response to the March 12, 2014 batch referenced in the previous complaint. This QIR discussed the problems seen in this batch observed during the “peer review” process (reviewing a case to be able to provide “surrogate testimony”). Specifically, Laura Hernandez, the person conducting the peer review stated that data for 3 controls were “listed incorrectly on the batch log.” She went on to state that “the concentrations reported for line 107 are actually the concentrations for line 108 . . . in addition, the last control that was analyzed was not present on the log . . . on closer inspection by LH, it appears that the concentration for one of the samples belonged to the missing control sample.” The QIR concluded that all of this was due to a simple “transcriptional error.”

Missing control samples, logs that do not align with the data that is generated, and “transcription errors” should have been a red flag to investigate this issue further. Since the QIR stated that this was a peer review and “all data pages were present,” it would appear that the case folder — which should have contained the chromatograms from both February 7 and March 12, 2014 — was available for review. As stated in the other complaint, the activities of Ana Romero should have been caught both during the initial review and subsequently in this “peer review” process which, even according to Ms. Hernandez, was “really thorough.”

According to the QIR, these problems were first identified in August 2017. However, defense counsel for at least one of those cases whose client’s case was still pending and might possibly have even necessitated the peer review, was not notified of any potential issue when first identified in August 2017 or thereafter. This particular case was scheduled for trial in January 2018, a fact the peer reviewer, who was reviewing for the purpose of providing surrogate testimony, would have known. However, the QIR itself shows that the customers were not notified.

Finally, the QIR listed some, but not all of the cases in this batch. The author could have listed the batch by precise file name to alert anyone with cases in this batch to the problems described or provided every case identifier. Instead, only select cases were listed (or shown on the printed QIR). The case for which I was retained was in this batch with these samples but was NOT listed on the QIR.

Another, somewhat unrelated QIR, QI-ELP-2017-0608-BA, was finalized in January 2018. The subject of this QIR was an “unexplained glitch in the computer software” that caused the instrument to

“miscalculate[] the concentration of two controls . . . [that resulted in] the numbers [being] off to a degree that the standard would not qualify as acceptable.” According to the QIR, an amended report was issued in November 2017 – 5 months after this issue was discovered. This is in violation of the Laboratory Operations Guidelines which state “the report and/or certificate should be amended as expeditiously as possible within ten business days from the date the results were confirmed to be incorrect. A longer timeframe for amended reports may be allowed if there is documentation that the relevant customers have been notified.” As with the previous QIR, it does not appear that the customers (beyond the one case referenced) were notified of this “glitch” that causes miscalculations.

In light of the events described in both this complaint and the other complaint submitted contemporaneously, it is also important for the Commission to be aware of concerning statements made by Laura Hernandez during the November 2017 Southwestern Association of Forensic Scientists (SWAFS) meeting. During her presentation, Ms. Hernandez began discussing a specific but unidentified case that had “200 pounds of baggage.” In regard to this case, she made it very clear that the issues described had not been relayed to the defense or prosecution. When asked if she would feel comfortable testifying on a case that had so many problems, she indicated that in such situations she preferred a pre-trial meeting with the prosecutor, “especially” in cases where peer review was involved and “the law is not quite there yet.” She further indicated that she liked to have a pre-trial meeting with the prosecutor, to make them aware of the issues so that they can “preemptively lay that out” in court. She never once, however, indicated that such information was disclosed to the defense.

Also during her presentation, which was a “how to” on testifying to cases in which one did not perform any testing, she made the following comment: “dry-benching, dry-labbing, or just falsifying records – like that happens, unfortunately, I wish it didn’t — it would make my job so much easier if I could say that I was, you know, truly in a reliable place.” Despite this, I have seen no corrective action, Quality Incident Report (QIR), or any other disclosure to defense bar or the Texas Forensic Science Commission regarding instances of dry-labbing or falsifying records.

It is my hope that the Commission will investigate these issues.

TEXAS FORENSIC SCIENCE COMMISSION • COMPLAINT FORM (Cont.)

1. PERSON COMPLETING THIS FORM

Name: Amanda Culbertson  
Address: 4008 Louetta Road, #248  
City: Spring  
State: Texas Zip Code: 77388  
Home Phone: \_\_\_\_\_  
Work Phone: 832-514-1818  
Email Address (if any): previoushppts@gmail.com

2. SUBJECT OF COMPLAINT

List the full name, address of the laboratory, facility or individual that is the subject of this disclosure:

Individual/Laboratory: DPS El Paso Regional Lab  
Address: \_\_\_\_\_  
City: \_\_\_\_\_  
State: \_\_\_\_\_ Zip Code: \_\_\_\_\_  
Date of Examination, Analysis, or Report: 2/7/14 - 3/12/14  
Type of forensic analysis: Blood Alcohol  
Laboratory Case Number (if known): many

Is the forensic analysis associated with any law enforcement investigation, prosecution or criminal litigation?  
Yes  No

\* If you answered "Yes" above, provide the following information (if possible):

- \* Name of Defendant: many
- \* Case Number/Cause Number: \_\_\_\_\_  
(if unknown, leave blank)
- \* Nature of Case: \_\_\_\_\_  
(e.g. burglary, murder, etc.)
- \* The county where case was investigated, prosecuted or filed: \_\_\_\_\_
- \* The Court: \_\_\_\_\_
- \* The Outcome of Case: \_\_\_\_\_  
\_\_\_\_\_  
\_\_\_\_\_
- \* Names of attorneys in case on both sides (if known): \_\_\_\_\_  
\_\_\_\_\_  
\_\_\_\_\_

Your relationship with the defendant:

Self  Family Member   
Parent  Friend Attorney   
None  Other (please specify):  
Retained expert

If you are not the defendant, please provide us with the following information regarding the defendant:

Name: \_\_\_\_\_  
Address (if known): \_\_\_\_\_  
Home Phone: \_\_\_\_\_  
Work Phone: \_\_\_\_\_

3. WITNESSES

Provide the following about any person with factual knowledge or expertise regarding the facts of the disclosure. Attach separate sheet(s), if necessary.

First Witness (if any):  
Name: \_\_\_\_\_  
Address: \_\_\_\_\_  
Daytime Phone: \_\_\_\_\_  
Evening Phone: \_\_\_\_\_  
Fax: \_\_\_\_\_  
Email Address: \_\_\_\_\_

Second Witness (if any):  
Name: \_\_\_\_\_  
Address: \_\_\_\_\_  
Daytime Phone: \_\_\_\_\_  
Evening Phone: \_\_\_\_\_  
Fax: \_\_\_\_\_  
Email Address: \_\_\_\_\_

Third Witness (if any):  
Name: \_\_\_\_\_  
Address: \_\_\_\_\_  
Daytime Phone: \_\_\_\_\_  
Evening Phone: \_\_\_\_\_  
Fax: \_\_\_\_\_  
Email Address: \_\_\_\_\_







### Summary of the Complaint:

An employee of the Texas DPS El Paso Regional Crime Lab reused previously analyzed defendant data and appears to have gone to considerable lengths to pass said data off as having been generated at a different time than what actually occurred. This should have easily been caught by the technical reviewer, but seemingly went unnoticed. The ability of the analyst to perform this act and the apparent lack of detection (or possible complicit acceptance) by lab personnel demonstrates a breakdown of the laboratory's quality system.

### Background:

I had been hired by a defendant and his counsel to review a blood alcohol case occurring between February and March 2014. The data in this case was first analyzed by Ana L. Romero on Friday, February 7, 2014. The batch in which this case was analyzed consisted of a total of 107 headspace vials with 64 being defendant samples/vials (in duplicate; 32 individual defendant cases). According to the documentation, within a few hours of starting this run, the helium tanks supplying the carrier gas ran dry. On Monday, February 10, 2014, the batch was restarted with no leading calibrator or control. The batch was allowed to continue to run until completion on February 11, 2014.

The "Alcohol Analysis Worksheet" for this case showed that the data for the run beginning February 7, 2014 was not used due to the gas cylinder being replaced during the run. The "Blood Alcohol Batch Log" noted that the data for this run **would not be used** and that **all** samples would be **resampled and rerun**.

On March 12, 2014, the entire batch from February 7, 2014 was allegedly reanalyzed in its entirety and exact sequential order. It appeared that new calibrators, controls, and method blanks were prepared and analyzed. However, the data for 27.5 of the 32 defendants' cases (55 vials of the 64 total defendant vials) were **identical** to the data generated on February 7 – 11, 2014.<sup>1</sup> Furthermore, one defendant's case had identical data (area counts) to the previous run but the order was reversed (data from the first batch, aliquot 1 was now appearing as the data for the second batch, aliquot 2).

The chances of analyzing another sample that results in all 7 digits of the area counts of the internal standard being identical to any other case, in any other batch, is extremely low. Having all 7 digits of the internal standard area counts and all the area counts for acetaldehyde, ethanol, acetone, methanol, and other unidentified peaks (when detected) being identical to a previous run for 55 out of 64 defendant samples is beyond measure. In other words, there is no way that what was seen in these two batches is the result of coincidence or a random event.

---

<sup>1</sup> More specifically, the area counts for all peaks, identified or not, were identical for the cases mentioned. The actual reported results for each sample were different between the first run in February 2014 and the second run in March 2014. This, however, is easily explained because a new calibrator – which results in a new calibration curve (i.e. equation) – was used in the March 2014 run. By using the identical area count ratios in a new equation (re-processing), this resulted in a new reported result, despite the underlying data (area counts) being the same data from a previous run.

It is my opinion — as someone with years of experience with this type of analysis on similar instrumentation/software, in consultation with the software manufacturer's support personnel, and viewing the raw data from the February 7, 2014 run on the manufacturer's software — that the acts described herein are not due to accident or negligence, but an intentional act on the part of the analyst.

Furthermore, comparing the Blood Alcohol Batch Log from the February 7, 2014 run with the same log from the March 12, 2014 run, both were technically reviewed by the same person and on the same date: March 21, 2014. Because this technical review analyst appeared to have reviewed both batches and all chromatograms, including those from the failed run simultaneously, this act should have been caught. The fact that it was not seriously undermines the credibility of the technical review process and the quality system as a whole.

It is my sincere hope that the Texas Forensic Science Commission conducts a thorough review of this situation.

## **EXHIBITS TO CULBERTSON COMPLAINT**

1. Batch Run
2. Blood Alcohol Reports
3. Quality Reports



TEXAS DEPARTMENT OF PUBLIC SAFETY  
CRIME LABORATORY

**Blood Alcohol Batch Log**

L4E-FRM-BA-BatchLog Rev.00 (04/2009)

Batch File BAC031214\_001

Analyst ALR

Date 03/12/2014

Page 1 of 4

*3-21-14  
ALR*

Thermo HS/GC-FID  
SN:320080876

Hamilton Diluter

Instrument SN: MD91AB5480

Position	Sample	Subject/Lot	Result Column 1 (g/100 ml)	Result Column 2 (g/100 ml)	% Range = (high - low) x 100 / low	Reported Result (g/100 ml)	Comments	Drugs	Retain	Return	Disposal
1	Method Blank	ALR 2013-09-27-198	ND	ND							
2	0.08 Calibration	Cerilliant FN011712-02	0.0800 CAL	0.0800 CAL							
3	Volatile Mixture	ALR 2013-07-31-177	0.0770	0.0759			Volatiles detected and resolved				
4	Method Blank	ALR 2013-09-27-198	ND	ND							
5	0.08 Control	Lipomed 14112011-A	0.0795	0.0794							
6	0.50 Linearity	Cerilliant FN 012813-01	0.5319	0.5163							
7	Method Blank	ALR 2013-09-27-198	ND	ND							
8	Method Blank	ALR 2013-09-27-198	ND	ND							
9	ELP-1312-02057-1	██████████	0.1002	0.0949	0.42	0.098	EPSO			X	
10	ELP-1312-02057-2	██████████	0.1018	0.0953							
11	Method Blank	ALR 2013-09-27-198	ND	ND							
12	ELP-1312-02058-1	██████████	0.1303	0.1256	4.24	0.127	EPSO			X	
13	ELP-1312-02058-2	██████████	0.1299	0.1250							
14	Method Blank	ALR 2013-09-27-198	ND	ND							
15	ELP-1312-02059-1	██████████	0.2617	0.2492	5.54	0.256	EPSO			X	
16	ELP-1312-02059-2	██████████	0.2630	0.2535							
17	Method Blank	ALR 2013-09-27-198	ND	ND							
18	ELP-1312-02060-1	██████████	0.2620	0.2518	6.07	0.255	EPSO			X	
19	ELP-1312-02060-2	██████████	0.2599	0.2470							
20	Method Blank	ALR 2013-09-27-198	ND	ND							
21	ELP-1312-02063-1	██████████	0.2444	0.2309	7.45	0.240	DPS-THP		X		
22	ELP-1312-02063-2	██████████	0.2481	0.2368							
23	Method Blank	ALR 2013-09-27-198	ND	ND							
24	ELP-1312-02069-1	██████████	0.1965	0.1849	6.76	0.191	EPPD Drug Screen Requested, BAC>0.10, No Drug Screen			X	
25	ELP-1312-02069-2	██████████	0.1974	0.1889							
26	Method Blank	ALR 2013-09-27-198	ND	ND							
27	ELP-1312-02070-1	██████████	0.2338	0.2252	4.93	0.229	EPPD Drug Screen Requested, BAC>0.10, No Drug Screen			X	
28	ELP-1312-02070-2	██████████	0.2341	0.2231							
29	Method Blank	ALR 2013-09-27-198	ND	ND							
30	ELP-1312-02071-1	██████████	0.2480	0.2381	6.30	0.245	EPPD Drug Screen Requested, BAC>0.10, No Drug Screen			X	
31	ELP-1312-02071-2	██████████	0.2531	0.2427							
32	Method Blank	ALR 2013-09-27-198	ND	ND							
33	ELP-1312-02072-1	██████████	0.1144	0.1119	3.13	0.113	EPPD Drug Screen Requested, BAC>0.10, No Drug Screen			X	
34	ELP-1312-02072-2	██████████	0.1140	0.1154							
35	0.080 Control	Lipomed 14112011-A	0.0774	0.0793			Passed				

ND = no ethanol detected, N/A = Not Applicable, V= victim, D=Deceased, U21=under 21 years of age, <0.010 Diff = <0.01 g/100 ml difference in range



TEXAS DEPARTMENT OF PUBLIC SAFETY  
CRIME LABORATORY

**Blood Alcohol Batch Log**

L4E-FRM-BA-BatchLog Rev.00 (04/2009)

Thermo HS/GC-FID  
SN:320080876  
Hamilton Diluter  
Instrument SN: MD91AB5480

Batch File BAC\_031214\_001

Analyst ALR

Date 03/12/2014

Page 2 of 4

*NR  
Pet 3-21-14*

Position	Sample	Subject/Lot	Result Column 1 (g/100 ml)	Result Column 2 (g/100 ml)	% Range = (High - Low) x 100 / Low	Reported Result (g/100 ml)	Comments	Drugs	Retain	Return	Disposal
36	Method Blank	ALR 2013-09-27-198	ND	ND							
37	ELP-1312-02073-1	[REDACTED]	0.2181	0.2096	5.18	0.213	EPPD Drug Screen Requested, BAC>0.10, No Drug Screen			X	
38	ELP-1312-02073-2	[REDACTED]	0.2192	0.2084							
39	Method Blank	ALR 2013-09-27-198	ND	ND							
40	ELP-1312-02074-1	[REDACTED]	0.1999	0.1901	6.42	0.196	EPPD Drug Screen Requested, BAC>0.10, No Drug Screen			X	
41	ELP-1312-02074-2	[REDACTED]	0.2023	0.1937							
42	Method Blank	ALR 2013-09-27-198	ND	ND							
43	ELP-1312-02075-1	[REDACTED]	0.1830	0.1765	5.35	0.178	EPPD Drug Screen Requested, BAC>0.10, No Drug Screen			X	
44	ELP-1312-02075-2	[REDACTED]	0.1814	0.1737							
45	Method Blank	ALR 2013-09-27-198	ND	ND							
46	ELP-1312-02076-1	[REDACTED]	0.1482	0.1427	6.31	0.144	EPPD Drug Screen Requested, BAC>0.10, No Drug Screen			X	
47	ELP-1312-02076-2	[REDACTED]	0.1461	0.1394							
48	Method Blank	ALR 2013-09-27-198	ND	ND							
49	ELP-1312-02077-1	[REDACTED]	0.1792	0.1735	4.73	0.175	EPPD Drug Screen Requested, BAC>0.10, No Drug Screen			X	
50	ELP-1312-02077-2	[REDACTED]	0.1793	0.1712							
51	Method Blank	ALR 2013-09-27-198	ND	ND							
52	ELP-1312-02078-1	[REDACTED]	0.2008	0.1910	5.13	0.196	EPPD Drug Screen Requested, BAC>0.10, No Drug Screen			X	
53	ELP-1312-02078-2	[REDACTED]	0.1995	0.1930							
54	Method Blank	ALR 2013-09-27-198	ND	ND							
55	ELP-1312-02079-1	[REDACTED]	0.2007	0.1957	4.76	0.197	EPPD Drug Screen Requested, BAC>0.10, No Drug Screen			X	
56	ELP-1312-02079-2	[REDACTED]	0.2023	0.1931							
57	Method Blank	ALR 2013-09-27-198	ND	ND							
58	ELP-1312-02080-1	[REDACTED]	0.0973	0.0963	2.08	0.097	EPPD			X	
59	ELP-1312-02080-2	[REDACTED]	0.0979	0.0983							
60	Method Blank	ALR 2013-09-27-198	ND	ND							
61	ELP-1312-02082-1	[REDACTED]	0.0000	0.0018	NA	ND	EPPD Forwarded to Austin for Toxicology Analysis	X			
62	ELP-1312-02082-2	[REDACTED]	0.0010	0.0017							
63	0.080 Control	Lipomed 14112011-A	0.0792	0.0798			Passed				

ND = no ethanol detected, N/A = Not Applicable, V= victim, D=Deceased, U21=under 21 years of age, <0.010 Diff = <0.01 g/100 ml difference in range



TEXAS DEPARTMENT OF PUBLIC SAFETY  
CRIME LABORATORY

**Blood Alcohol Batch Log**

L4E-FRM-BA-BatchLog Rev.00 (04/2009)

Thermo HS/GC-FID

SN:320080876

Hamilton Diluter

Instrument SN: MD91AB5480

3-21-14  
ALR

Batch File BAC\_031214\_001

Analyst ALR

Date 03/12/2014

Page 3 of 4

Position	Sample	Subject/Lot	Result Column 1 (g/100 ml)	Result Column 2 (g/100 ml)	% Range = (high - low) x 100 / low	Reported Result (g/100 ml)	Comments	Drugs	Retain	Return	Disposal
64	Method Blank	ALR 2013-09-27-198	ND	ND							
65	ELP-1312-02083-1	[REDACTED]	0.2183	0.2074	5.45	0.213	EPPD Drug Screen Requested, BAC>0.10, No Drug Screen			X	
66	ELP-1312-02083-2	[REDACTED]	0.2187	0.2087							
67	Method Blank	ALR 2013-09-27-198	ND	ND							
68	ELP-1312-02084-1	[REDACTED]	0.1928	0.1869	4.39	0.190	EPPD Drug Screen Requested, BAC>0.10, No Drug Screen			X	
69	ELP-1312-02084-2	[REDACTED]	0.1951	0.1880							
70	Method Blank	ALR 2013-09-27-198	ND	ND							
71	ELP-1312-02085-1	[REDACTED]	0.1950	0.1852	5.29	0.190	EPPD Drug Screen Requested, BAC>0.10, No Drug Screen			X	
72	ELP-1312-02085-2	[REDACTED]	0.1947	0.1854							
73	Method Blank	ALR 2013-09-27-198	ND	ND							
74	ELP-1312-02086-1	[REDACTED]	0.2700	0.2585	6.23	0.263	EPPD			X	
75	ELP-1312-02086-2	[REDACTED]	0.2711	0.2552							
76	Method Blank	ALR 2013-09-27-198	ND	ND							
77	ELP-1312-02087-1	[REDACTED]	0.2207	0.2165	3.07	0.218	EPPD Drug Screen Requested, BAC>0.10, No Drug Screen			X	
78	ELP-1312-02087-2	[REDACTED]	0.2214	0.2148							
79	Method Blank	ALR 2013-09-27-198	ND	ND							
80	ELP-1312-02088-1	[REDACTED]	0.1441	0.1387	3.97	0.141	EPPD			X	
81	ELP-1312-02088-2	[REDACTED]	0.1442	0.1389							
82	Method Blank	ALR 2013-09-27-198	ND	ND							
83	ELP-1312-02089-1	[REDACTED]	0.3199	0.3042	6.35	0.310	EPPD Drug Screen Requested, BAC>0.10, No Drug Screen			X	
84	ELP-1312-02089-2	[REDACTED]	0.3186	0.3008							
85	Method Blank	ALR 2013-09-27-198	ND	ND							
86	ELP-1312-02090-1	[REDACTED]	0.1891	0.1837	3.65	0.186	EPPD Drug Screen Requested, BAC>0.10, No Drug Screen			X	
87	ELP-1312-02090-2	[REDACTED]	0.1901	0.1834							
88	Method Blank	ALR 2013-09-27-198	ND	ND							
89	ELP-1312-02091-1	[REDACTED]	0.1965	0.1896	6.62	0.191	EPPD Drug Screen Requested, BAC>0.10, No Drug Screen			X	
90	ELP-1312-02091-2	[REDACTED]	0.1957	0.1843							
91	0.080 Control	Lipomed 14112011-A	0.0781	0.0789			Passed				

ND = no ethanol detected, N/A = Not Applicable, V= victim, D=Deceased, U21=under 21 years of age, <0.010 Diff = <0.01 g/100 ml difference in range



TEXAS DEPARTMENT OF PUBLIC SAFETY  
CRIME LABORATORY

Batch File BAC\_031214\_001

**Blood Alcohol Batch Log**

L4E-FRM-BA-BatchLog Rev.00 [04/2009]

Analyst ALR

Date 03/12/2014

Page 4 of 4

Thermo HS/GC-FID  
SN:320080876  
Hamilton Diluter  
SN: MD91AB5480

Instrument

*RR*  
*ALR 3 21-14*

Position	Sample	Subject/Lot	Result Column 1 (g/100 ml)	Result Column 2 (g/100 ml)	% Range <small>= (high - low) * 100 / low</small>	Reported Result (g/100 ml)	Comments	Drugs	Retain	Return	Disposal
92	Method Blank	ALR 2013-09-27-198	ND	ND							
93	ELP-1312-02093-1	[REDACTED]	0.2475	0.2367	6.41	0.240	Alpine PD			X	
94	ELP-1312-02093-2	[REDACTED]	0.2463	0.2326							
95	Method Blank	ALR 2013-09-27-198	ND	ND							
96	ELP-1312-02095-1	[REDACTED]	0.2236	0.2127	5.97	0.217	DPS-THP		X		
97	ELP-1312-02095-2	[REDACTED]	0.2233	0.2110							
98	Method Blank	ALR 2013-09-27-198	ND	ND							
99	ELP-1312-02096-1	[REDACTED]	0.1571	0.1514	4.49	0.154	DPS-THP		X		
100	ELP-1312-02096-2	[REDACTED]	0.1582	0.1514							
101	Method Blank	ALR 2013-09-27-198	ND	ND							
102	ELP-1312-02098-1	[REDACTED]	0.1705	0.1638	4.73	0.166	DPS-THP		X		
103	ELP-1312-02098-2	[REDACTED]	0.1697	0.1628							
104	Method Blank	ALR 2013-09-27-198	ND	ND							
105	ELP-1312-02129-1	[REDACTED]	0.1959	0.1882	4.09	0.192	EPPD			X	
106	ELP-1312-02129-2	[REDACTED]	0.1959	0.1886							
107	0.080 Control	Lipomed 14112011-A	0.0791	0.0802			Passed				

ND = no ethanol detected, N/A = Not Applicable, V= victim, D=Deceased, U21=under 21 years of age, <0.010 Diff = <0.01 g/100 ml difference in range

## Texas Department of Public Safety El Paso Regional Crime Laboratory

**Operator:** Ana Lilia Romero  
**Date:** 3/18/2014 11:38:59 AM  
**Instrument:** Thermo Trace GC Ultra/TriPlus HS (S/N: 320080876) (Offline)  
**Sequence:** C:\ChromQuest\Enterprise\Projects\Default\Sequence\BAC  
 Seq\ALRSeq\BAC\_ALR031214\_001.seq

*ALR*

### Blood Alcohol Batch Summary

Vial	Sample ID	Method	Data Filename
1	Method Blank (ALR 2013-09-27-198)	BAC123(ALR).met	C:\ChromQuest\Enterprise\Projects\Default\Data\BAC\ALRData\ALR031214\BAC_ALR031214_001.dat
2	0.080 Control (Cerilliant FN 011712-02)	BAC123(ALR).met	C:\ChromQuest\Enterprise\Projects\Default\Data\BAC\ALRData\ALR031214\BAC_ALR031214_002.dat
3	Volatile Mix (ALR 2013-07-31-177)	BAC123(ALR).met	C:\ChromQuest\Enterprise\Projects\Default\Data\BAC\ALRData\ALR031214\BAC_ALR031214_003.dat
4	Method Blank (ALR 2013-09-27-198)	BAC123(ALR).met	C:\ChromQuest\Enterprise\Projects\Default\Data\BAC\ALRData\ALR031214\BAC_ALR031214_004.dat
5	0.080 Control (Lipomed 14112011-A)	BAC123(ALR).met	C:\ChromQuest\Enterprise\Projects\Default\Data\BAC\ALRData\ALR031214\BAC_ALR031214_005.dat
6	0.500 Control (Cerilliant FN 012813-01)	BAC123(ALR).met	C:\ChromQuest\Enterprise\Projects\Default\Data\BAC\ALRData\ALR031214\BAC_ALR031214_006.dat
7	Method Blank (ALR 2013-09-27-198)	BAC123(ALR).met	C:\ChromQuest\Enterprise\Projects\Default\Data\BAC\ALRData\ALR031214\BAC_ALR031214_007.dat
8	Method Blank (ALR 2013-09-27-198) ELP-1312-02057	BAC123(ALR).met	C:\ChromQuest\Enterprise\Projects\Default\Data\BAC\ALRData\ALR031214\BAC_ALR031214_008.dat
9	ELP-1312-02057-1	BAC123(ALR).met	C:\ChromQuest\Enterprise\Projects\Default\Data\BAC\ALRData\ALR031214\BAC_ALR031214_009.dat
10	ELP-1312-02057-2	BAC123(ALR).met	C:\ChromQuest\Enterprise\Projects\Default\Data\BAC\ALRData\ALR031214\BAC_ALR031214_010.dat
11	Method Blank (ALR 2013-09-27-198) ELP-1312-02058	BAC123(ALR).met	C:\ChromQuest\Enterprise\Projects\Default\Data\BAC\ALRData\ALR031214\BAC_ALR031214_011.dat



NR

12	ELP-1312-02058-1	BAC123(ALR).met	C:\ChromQuest\Enterprise\Projects\Default\Data\BAC\ALRData\ALR031214\BAC_ALR031214_012.dat
13	ELP-1312-02058-2	BAC123(ALR).met	C:\ChromQuest\Enterprise\Projects\Default\Data\BAC\ALRData\ALR031214\BAC_ALR031214_013.dat
14	Method Blank (ALR 2013-09-27-198) ELP-1312-02059	BAC123(ALR).met	C:\ChromQuest\Enterprise\Projects\Default\Data\BAC\ALRData\ALR031214\BAC_ALR031214_014.dat
15	ELP-1312-02059-1	BAC123(ALR).met	C:\ChromQuest\Enterprise\Projects\Default\Data\BAC\ALRData\ALR031214\BAC_ALR031214_015.dat
16	ELP-1312-02059-2	BAC123(ALR).met	C:\ChromQuest\Enterprise\Projects\Default\Data\BAC\ALRData\ALR031214\BAC_ALR031214_016.dat
17	Method Blank (ALR 2013-09-27-198) ELP-1312-02060	BAC123(ALR).met	C:\ChromQuest\Enterprise\Projects\Default\Data\BAC\ALRData\ALR031214\BAC_ALR031214_017.dat
18	ELP-1312-02060-1	BAC123(ALR).met	C:\ChromQuest\Enterprise\Projects\Default\Data\BAC\ALRData\ALR031214\BAC_ALR031214_018.dat
19	ELP-1312-02060-2	BAC123(ALR).met	C:\ChromQuest\Enterprise\Projects\Default\Data\BAC\ALRData\ALR031214\BAC_ALR031214_019.dat
20	Method Blank (ALR 2013-09-27-198) ELP-1312-02063	BAC123(ALR).met	C:\ChromQuest\Enterprise\Projects\Default\Data\BAC\ALRData\ALR031214\BAC_ALR031214_020.dat
21	ELP-1312-02063-1	BAC123(ALR).met	C:\ChromQuest\Enterprise\Projects\Default\Data\BAC\ALRData\ALR031214\BAC_ALR031214_021.dat
22	ELP-1312-02063-2	BAC123(ALR).met	C:\ChromQuest\Enterprise\Projects\Default\Data\BAC\ALRData\ALR031214\BAC_ALR031214_022.dat
23	Method Blank (ALR 2013-09-27-198) ELP-1312-02069	BAC123(ALR).met	C:\ChromQuest\Enterprise\Projects\Default\Data\BAC\ALRData\ALR031214\BAC_ALR031214_023.dat
24	ELP-1312-02069-1	BAC123(ALR).met	C:\ChromQuest\Enterprise\Projects\Default\Data\BAC\ALRData\ALR031214\BAC_ALR031214_024.dat
25	ELP-1312-02069-2	BAC123(ALR).met	C:\ChromQuest\Enterprise\Projects\Default\Data\BAC\ALRData\ALR031214\BAC_ALR031214_025.dat
26	Method Blank (ALR 2013-09-27-198) ELP-1312-02070	BAC123(ALR).met	C:\ChromQuest\Enterprise\Projects\Default\Data\BAC\ALRData\ALR031214\BAC_ALR031214_026.dat
27	ELP-1312-02070-1	BAC123(ALR).met	C:\ChromQuest\Enterprise\Projects\Default\Data\BAC\ALRData\ALR031214\BAC_ALR031214_027.dat

ALR

28	ELP-1312-02070-2	BAC123(ALR).met	C:\ChromQuest\Enterprise\Projects\Default\Data\BAC\ALRData\ALR031214\BAC_ALR031214_028.dat
29	Method Blank (ALR 2013-09-27-198) ELP-1312-02071	BAC123(ALR).met	C:\ChromQuest\Enterprise\Projects\Default\Data\BAC\ALRData\ALR031214\BAC_ALR031214_029.dat
30	ELP-1312-02071-1	BAC123(ALR).met	C:\ChromQuest\Enterprise\Projects\Default\Data\BAC\ALRData\ALR031214\BAC_ALR031214_030.dat
31	ELP-1312-02071-2	BAC123(ALR).met	C:\ChromQuest\Enterprise\Projects\Default\Data\BAC\ALRData\ALR031214\BAC_ALR031214_031.dat
32	Method Blank (ALR 2013-09-27-198) ELP-1312-02072	BAC123(ALR).met	C:\ChromQuest\Enterprise\Projects\Default\Data\BAC\ALRData\ALR031214\BAC_ALR031214_032.dat
33	ELP-1312-02072-1	BAC123(ALR).met	C:\ChromQuest\Enterprise\Projects\Default\Data\BAC\ALRData\ALR031214\BAC_ALR031214_033.dat
34	ELP-1312-02072-2	BAC123(ALR).met	C:\ChromQuest\Enterprise\Projects\Default\Data\BAC\ALRData\ALR031214\BAC_ALR031214_034.dat
35	0.080 Control (Lipomed 14112011-A)	BAC123(ALR).met	C:\ChromQuest\Enterprise\Projects\Default\Data\BAC\ALRData\ALR031214\BAC_ALR031214_035.dat
36	Method Blank (ALR 2013-09-27-198) ELP-1312-02073	BAC123(ALR).met	C:\ChromQuest\Enterprise\Projects\Default\Data\BAC\ALRData\ALR031214\BAC_ALR031214_036.dat
37	ELP-1312-02073-1	BAC123(ALR).met	C:\ChromQuest\Enterprise\Projects\Default\Data\BAC\ALRData\ALR031214\BAC_ALR031214_037.dat
38	ELP-1312-02073-2	BAC123(ALR).met	C:\ChromQuest\Enterprise\Projects\Default\Data\BAC\ALRData\ALR031214\BAC_ALR031214_038.dat
39	Method Blank (ALR 2013-09-27-198) ELP-1312-02074	BAC123(ALR).met	C:\ChromQuest\Enterprise\Projects\Default\Data\BAC\ALRData\ALR031214\BAC_ALR031214_039.dat
40	ELP-1312-02074-1	BAC123(ALR).met	C:\ChromQuest\Enterprise\Projects\Default\Data\BAC\ALRData\ALR031214\BAC_ALR031214_040.dat
41	ELP-1312-02074-2	BAC123(ALR).met	C:\ChromQuest\Enterprise\Projects\Default\Data\BAC\ALRData\ALR031214\BAC_ALR031214_041.dat
42	Method Blank (ALR 2013-09-27-198) ELP-1312-02075	BAC123(ALR).met	C:\ChromQuest\Enterprise\Projects\Default\Data\BAC\ALRData\ALR031214\BAC_ALR031214_042.dat
43	ELP-1312-02075-1	BAC123(ALR).met	C:\ChromQuest\Enterprise\Projects\Default\Data\BAC\ALRData\ALR031214\BAC_ALR031214_043.dat

ALR

44	ELP-1312-02075-2	BAC123(ALR).met	C:\ChromQuest\Enterprise\Projects\Default\Data\BAC\ALRData\ALR031214\BAC_ALR031214_044.dat
45	Method Blank (ALR 2013-09-27-198) ELP-1312-02076	BAC123(ALR).met	C:\ChromQuest\Enterprise\Projects\Default\Data\BAC\ALRData\ALR031214\BAC_ALR031214_045.dat
46	ELP-1312-02076-1	BAC123(ALR).met	C:\ChromQuest\Enterprise\Projects\Default\Data\BAC\ALRData\ALR031214\BAC_ALR031214_046.dat
47	ELP-1312-02076-2	BAC123(ALR).met	C:\ChromQuest\Enterprise\Projects\Default\Data\BAC\ALRData\ALR031214\BAC_ALR031214_047.dat
48	Method Blank (ALR 2013-09-27-198) ELP-1312-02077	BAC123(ALR).met	C:\ChromQuest\Enterprise\Projects\Default\Data\BAC\ALRData\ALR031214\BAC_ALR031214_048.dat
49	ELP-1312-02077-1	BAC123(ALR).met	C:\ChromQuest\Enterprise\Projects\Default\Data\BAC\ALRData\ALR031214\BAC_ALR031214_049.dat
50	ELP-1312-02077-2	BAC123(ALR).met	C:\ChromQuest\Enterprise\Projects\Default\Data\BAC\ALRData\ALR031214\BAC_ALR031214_050.dat
51	Method Blank (ALR 2013-09-27-198) ELP-1312-02078	BAC123(ALR).met	C:\ChromQuest\Enterprise\Projects\Default\Data\BAC\ALRData\ALR031214\BAC_ALR031214_051.dat
52	ELP-1312-02078-1	BAC123(ALR).met	C:\ChromQuest\Enterprise\Projects\Default\Data\BAC\ALRData\ALR031214\BAC_ALR031214_052.dat
53	ELP-1312-02078-2	BAC123(ALR).met	C:\ChromQuest\Enterprise\Projects\Default\Data\BAC\ALRData\ALR031214\BAC_ALR031214_053.dat
54	Method Blank (ALR 2013-09-27-198) ELP-1312-02079	BAC123(ALR).met	C:\ChromQuest\Enterprise\Projects\Default\Data\BAC\ALRData\ALR031214\BAC_ALR031214_054.dat
55	ELP-1312-02079-1	BAC123(ALR).met	C:\ChromQuest\Enterprise\Projects\Default\Data\BAC\ALRData\ALR031214\BAC_ALR031214_055.dat
56	ELP-1312-02079-2	BAC123(ALR).met	C:\ChromQuest\Enterprise\Projects\Default\Data\BAC\ALRData\ALR031214\BAC_ALR031214_056.dat
57	Method Blank (ALR 2013-09-27-198) ELP-1312-02080	BAC123(ALR).met	C:\ChromQuest\Enterprise\Projects\Default\Data\BAC\ALRData\ALR031214\BAC_ALR031214_057.dat
58	ELP-1312-02080-1	BAC123(ALR).met	C:\ChromQuest\Enterprise\Projects\Default\Data\BAC\ALRData\ALR031214\BAC_ALR031214_058.dat
59	ELP-1312-02080-2	BAC123(ALR).met	C:\ChromQuest\Enterprise\Projects\Default\Data\BAC\ALRData\ALR031214\BAC_ALR031214_059.dat

*AR*

60	Method Blank (ALR 2013-09-27-198) ELP-1312-02082	BAC123(ALR).met	C:\ChromQuest\Enterprise\Projects\Default\Data\BAC\ALRData\ALR031214\BAC_ALR031214_060.dat
61	ELP-1312-02082-1	BAC123(ALR).met	C:\ChromQuest\Enterprise\Projects\Default\Data\BAC\ALRData\ALR031214\BAC_ALR031214_061.dat
62	ELP-1312-02082-2	BAC123(ALR).met	C:\ChromQuest\Enterprise\Projects\Default\Data\BAC\ALRData\ALR031214\BAC_ALR031214_062.dat
63	0.080 Control (Lipomed 14112011-A)	BAC123(ALR).met	C:\ChromQuest\Enterprise\Projects\Default\Data\BAC\ALRData\ALR031214\BAC_ALR031214_063.dat
64	Method Blank (ALR 2013-09-27-198) ELP-1312-02083	BAC123(ALR).met	C:\ChromQuest\Enterprise\Projects\Default\Data\BAC\ALRData\ALR031214\BAC_ALR031214_064.dat
65	ELP-1312-02083-1	BAC123(ALR).met	C:\ChromQuest\Enterprise\Projects\Default\Data\BAC\ALRData\ALR031214\BAC_ALR031214_065.dat
66	ELP-1312-02083-2	BAC123(ALR).met	C:\ChromQuest\Enterprise\Projects\Default\Data\BAC\ALRData\ALR031214\BAC_ALR031214_066.dat
67	Method Blank (ALR 2013-09-27-198) ELP-1312-02084	BAC123(ALR).met	C:\ChromQuest\Enterprise\Projects\Default\Data\BAC\ALRData\ALR031214\BAC_ALR031214_067.dat
68	ELP-1312-02084-1	BAC123(ALR).met	C:\ChromQuest\Enterprise\Projects\Default\Data\BAC\ALRData\ALR031214\BAC_ALR031214_068.dat
69	ELP-1312-02084-2	BAC123(ALR).met	C:\ChromQuest\Enterprise\Projects\Default\Data\BAC\ALRData\ALR031214\BAC_ALR031214_069.dat
70	Method Blank (ALR 2013-09-27-198) ELP-1312-02085	BAC123(ALR).met	C:\ChromQuest\Enterprise\Projects\Default\Data\BAC\ALRData\ALR031214\BAC_ALR031214_070.dat
71	ELP-1312-02085-1	BAC123(ALR).met	C:\ChromQuest\Enterprise\Projects\Default\Data\BAC\ALRData\ALR031214\BAC_ALR031214_071.dat
72	ELP-1312-02085-2	BAC123(ALR).met	C:\ChromQuest\Enterprise\Projects\Default\Data\BAC\ALRData\ALR031214\BAC_ALR031214_072.dat
73	Method Blank (ALR 2013-09-27-198) ELP-1312-02086	BAC123(ALR).met	C:\ChromQuest\Enterprise\Projects\Default\Data\BAC\ALRData\ALR031214\BAC_ALR031214_073.dat
74	ELP-1312-02086-1	BAC123(ALR).met	C:\ChromQuest\Enterprise\Projects\Default\Data\BAC\ALRData\ALR031214\BAC_ALR031214_074.dat
75	ELP-1312-02086-2	BAC123(ALR).met	C:\ChromQuest\Enterprise\Projects\Default\Data\BAC\ALRData\ALR031214\BAC_ALR031214_075.dat

*ALR*

76	Method Blank (ALR 2013-09-27-198) ELP-1312-02087	BAC123(ALR).met	C:\ChromQuest\Enterprise\Projects\Default\Data\BAC\ALRData\ALR031214\BAC_ALR031214_076.dat
77	ELP-1312-02087-1	BAC123(ALR).met	C:\ChromQuest\Enterprise\Projects\Default\Data\BAC\ALRData\ALR031214\BAC_ALR031214_077.dat
78	ELP-1312-02087-2	BAC123(ALR).met	C:\ChromQuest\Enterprise\Projects\Default\Data\BAC\ALRData\ALR031214\BAC_ALR031214_078.dat
79	Method Blank (ALR 2013-09-27-198) ELP-1312-02088	BAC123(ALR).met	C:\ChromQuest\Enterprise\Projects\Default\Data\BAC\ALRData\ALR031214\BAC_ALR031214_079.dat
80	ELP-1312-02088-1	BAC123(ALR).met	C:\ChromQuest\Enterprise\Projects\Default\Data\BAC\ALRData\ALR031214\BAC_ALR031214_080.dat
81	ELP-1312-02088-2	BAC123(ALR).met	C:\ChromQuest\Enterprise\Projects\Default\Data\BAC\ALRData\ALR031214\BAC_ALR031214_081.dat
82	Method Blank (ALR 2013-09-27-198) ELP-1312-02089	BAC123(ALR).met	C:\ChromQuest\Enterprise\Projects\Default\Data\BAC\ALRData\ALR031214\BAC_ALR031214_082.dat
83	ELP-1312-02089-1	BAC123(ALR).met	C:\ChromQuest\Enterprise\Projects\Default\Data\BAC\ALRData\ALR031214\BAC_ALR031214_083.dat
84	ELP-1312-02089-2	BAC123(ALR).met	C:\ChromQuest\Enterprise\Projects\Default\Data\BAC\ALRData\ALR031214\BAC_ALR031214_084.dat
85	Method Blank (ALR 2013-09-27-198) ELP-1312-02090	BAC123(ALR).met	C:\ChromQuest\Enterprise\Projects\Default\Data\BAC\ALRData\ALR031214\BAC_ALR031214_085.dat
86	ELP-1312-02090-1	BAC123(ALR).met	C:\ChromQuest\Enterprise\Projects\Default\Data\BAC\ALRData\ALR031214\BAC_ALR031214_086.dat
87	ELP-1312-02090-2	BAC123(ALR).met	C:\ChromQuest\Enterprise\Projects\Default\Data\BAC\ALRData\ALR031214\BAC_ALR031214_087.dat
88	Method Blank (ALR 2013-09-27-198) ELP-1312-02091	BAC123(ALR).met	C:\ChromQuest\Enterprise\Projects\Default\Data\BAC\ALRData\ALR031214\BAC_ALR031214_088.dat
89	ELP-1312-02091-1	BAC123(ALR).met	C:\ChromQuest\Enterprise\Projects\Default\Data\BAC\ALRData\ALR031214\BAC_ALR031214_089.dat
90	ELP-1312-02091-2	BAC123(ALR).met	C:\ChromQuest\Enterprise\Projects\Default\Data\BAC\ALRData\ALR031214\BAC_ALR031214_090.dat
91	0.080 Control (Lipomed 14112011-A)	BAC123(ALR).met	C:\ChromQuest\Enterprise\Projects\Default\Data\BAC\ALRData\ALR031214\BAC_ALR031214_091.dat

AR

92	Method Blank (ALR 2013-09-27-198) ELP-1312-02093	BAC123(ALR).met	C:\ChromQuest\Enterprise\Projects\Default\Data\BAC\ALRData\ALR031214\BAC_ALR031214_092.dat
93	ELP-1312-02093-1	BAC123(ALR).met	C:\ChromQuest\Enterprise\Projects\Default\Data\BAC\ALRData\ALR031214\BAC_ALR031214_093.dat
94	ELP-1312-02093-2	BAC123(ALR).met	C:\ChromQuest\Enterprise\Projects\Default\Data\BAC\ALRData\ALR031214\BAC_ALR031214_094.dat
95	Method Blank (ALR 2013-09-27-198) ELP-1312-02095	BAC123(ALR).met	C:\ChromQuest\Enterprise\Projects\Default\Data\BAC\ALRData\ALR031214\BAC_ALR031214_095.dat
96	ELP-1312-02095-1	BAC123(ALR).met	C:\ChromQuest\Enterprise\Projects\Default\Data\BAC\ALRData\ALR031214\BAC_ALR031214_096.dat
97	ELP-1312-02095-2	BAC123(ALR).met	C:\ChromQuest\Enterprise\Projects\Default\Data\BAC\ALRData\ALR031214\BAC_ALR031214_097.dat
98	Method Blank (ALR 2013-09-27-198) ELP-1312-02096	BAC123(ALR).met	C:\ChromQuest\Enterprise\Projects\Default\Data\BAC\ALRData\ALR031214\BAC_ALR031214_098.dat
99	ELP-1312-02096-1	BAC123(ALR).met	C:\ChromQuest\Enterprise\Projects\Default\Data\BAC\ALRData\ALR031214\BAC_ALR031214_099.dat
100	ELP-1312-02096-2	BAC123(ALR).met	C:\ChromQuest\Enterprise\Projects\Default\Data\BAC\ALRData\ALR031214\BAC_ALR031214_100.dat
101	Method Blank (ALR 2013-09-27-198) ELP-1312-02098	BAC123(ALR).met	C:\ChromQuest\Enterprise\Projects\Default\Data\BAC\ALRData\ALR031214\BAC_ALR031214_101.dat
102	ELP-1312-02098-1	BAC123(ALR).met	C:\ChromQuest\Enterprise\Projects\Default\Data\BAC\ALRData\ALR031214\BAC_ALR031214_102.dat
103	ELP-1312-02098-2	BAC123(ALR).met	C:\ChromQuest\Enterprise\Projects\Default\Data\BAC\ALRData\ALR031214\BAC_ALR031214_103.dat
104	Method Blank (ALR 2013-09-27-198) ELP-1312-02129	BAC123(ALR).met	C:\ChromQuest\Enterprise\Projects\Default\Data\BAC\ALRData\ALR031214\BAC_ALR031214_104.dat
105	ELP-1312-02129-1	BAC123(ALR).met	C:\ChromQuest\Enterprise\Projects\Default\Data\BAC\ALRData\ALR031214\BAC_ALR031214_105.dat
106	ELP-1312-02129-2	BAC123(ALR).met	C:\ChromQuest\Enterprise\Projects\Default\Data\BAC\ALRData\ALR031214\BAC_ALR031214_106.dat
107	0.080 Control (Lipomed 14112011-A)	BAC123(ALR).met	C:\ChromQuest\Enterprise\Projects\Default\Data\BAC\ALRData\ALR031214\BAC_ALR031214_107.dat

3/18/2014 11:38:59 AM

ALR

Page 8 of 8

108 0.080 Control (Cerilliant FN 011712-02)

BAC123(ALR).met

C:\ChromQuest\Enterprise\Projects\Default\Data\BAC\ALRData\ALR031214\BAC\_ALR031214\_108.dat

C:\ChromQuest\Enterprise\Projects\Default\Sequence\BAC Seq\ALRSeq\BAC\_ALR031214\_001.seq

**Texas Department of Public Safety  
El Paso Regional Crime Laboratory**

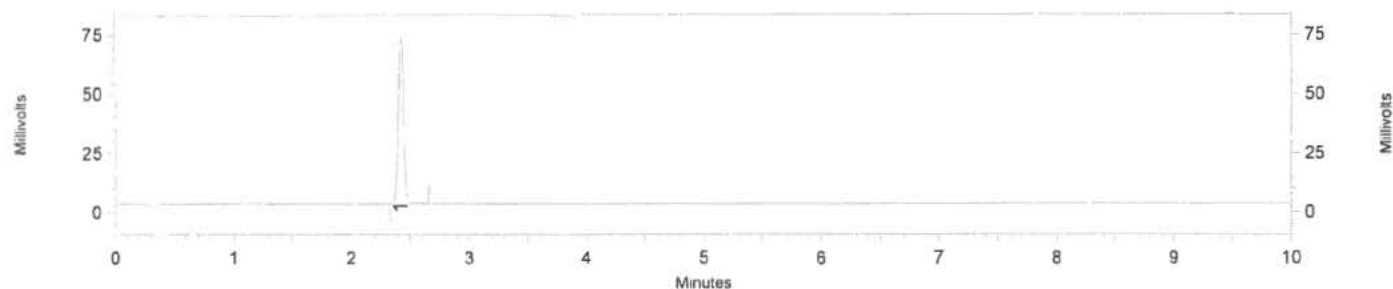
**Blood Alcohol Analysis Report**

Operator: **Ana Lilia Romero**  
 Acquired: 3/12/2014 3:04:50 PM  
 Sample: Method Blank (ALR 2013-09-27-198)  
 Vial: 1  
 Data File: C:\ChromQuest\Enterprise\Projects\Default\Data\BAC\ALRData\ALR031214\BAC\_ALR031214\_001.dat  
 Instrument: Thermo Trace GC Ultra/TriPlus HS (S/N: 320080876)

*AR*

**Channel 1**

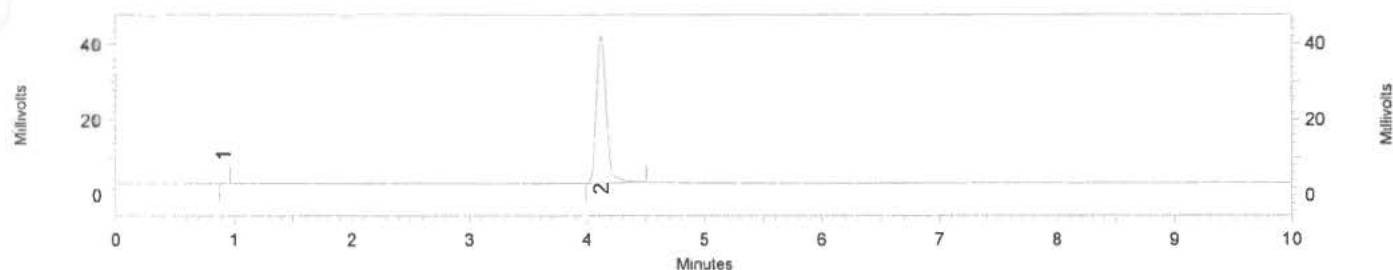
Column: Restek Rtx-BAC1, 30 m x 0.53 mm x 3  $\mu$ m (SN: 1139213)



No.	Compound	Time (min.)	Peak Area (pA*s)	Conc. (g/100 ml)
1	n-Propanol	2.418	2244574	1.0000

**Channel 2**

Column: Restek Rtx-BAC2, 30 m x 0.53 mm x 2  $\mu$ m (SN: 1139862)



No.	Compound	Time (min.)	Peak Area (pA*s)	Conc. (g/100 ml)
1		0.913	5513	0.0000
2	n-Propanol	4.120	2224777	1.0000



**Texas Department of Public Safety**  
**El Paso Regional Crime Laboratory**

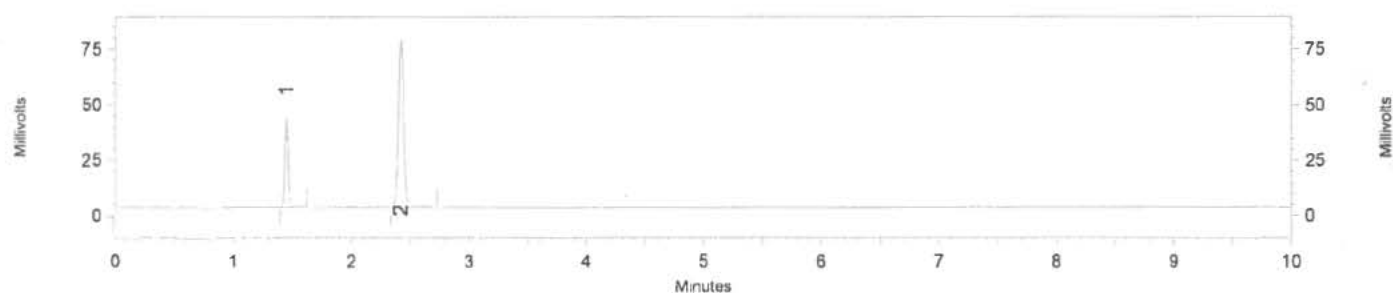
*AR*

**Blood Alcohol Analysis Report**

Operator: **Ana Lilia Romero**  
 Acquired: 3/12/2014 3:17:35 PM  
 Sample: 0.080 Control (Cerilliant FN 011712-02)  
 Vial : 2  
 Data File: C:\ChromQuest\Enterprise\Projects\Default\Data\BAC\ALRData\ALR031214\BAC\_ALR031214\_002.dat  
 Instrument: Thermo Trace GC Ultra/TriPlus HS (S/N: 320080876)

**Channel 1**

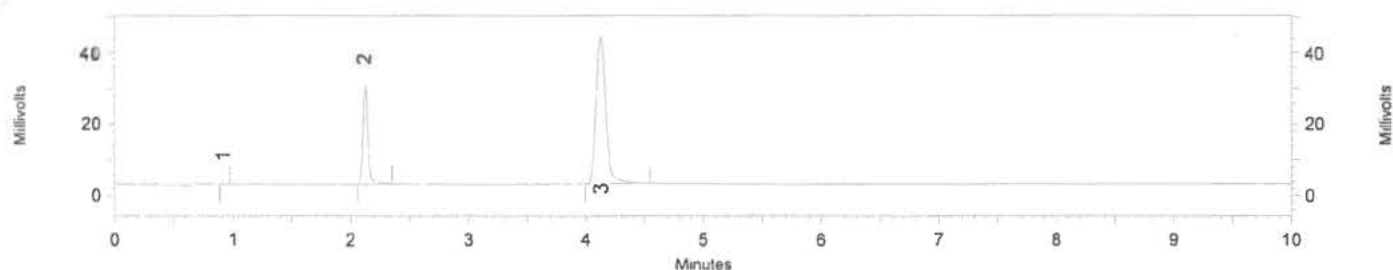
Column: Restek Rtx-BAC1, 30 m x 0.53 mm x 3  $\mu$ m (SN: 1139213)



No.	Compound	Time (min.)	Peak Area (pA*s)	Conc. (g/100 ml)
1	Ethanol	1.452	784355	0.0800 CAL
2	n-Propanol	2.422	2428040	1.0000 CAL

**Channel 2**

Column: Restek Rtx-BAC2, 30 m x 0.53 mm x 2  $\mu$ m (SN: 1139862)



No.	Compound	Time (min.)	Peak Area (pA*s)	Conc. (g/100 ml)
1		0.912	5151	0.0000
2	Ethanol	2.123	814571	0.0800 CAL
3	n-Propanol	4.123	2368673	1.0000 CAL

**Texas Department of Public Safety**  
**El Paso Regional Crime Laboratory**

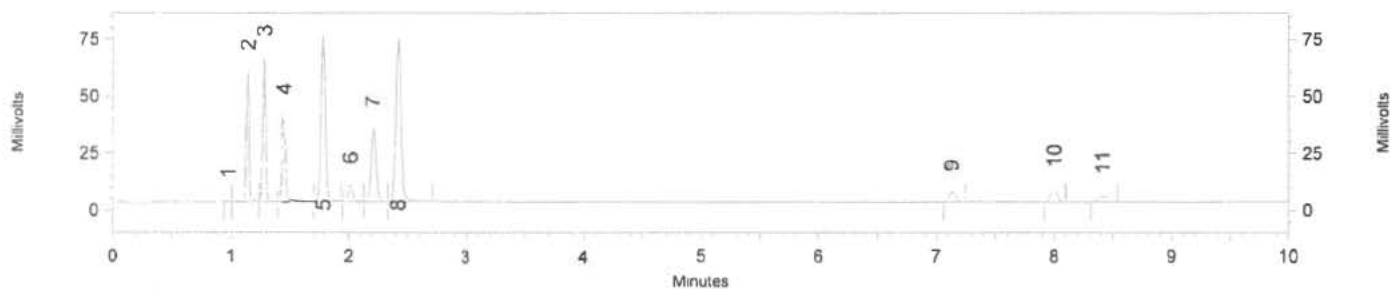
*AR*

**Blood Alcohol Analysis Report**

Operator: **Ana Lilia Romero**  
 Acquired: 3/12/2014 3:30:53 PM  
 Sample: Volatile Mix (ALR 2013-07-31-177)  
 Vial : 3  
 Data File: C:\ChromQuest\Enterprise\Projects\Default\Data\BAC\ALRData\ALR031214\BAC\_ALR031214\_003.dat  
 Instrument: Thermo Trace GC Ultra/TriPlus HS (S/N: 320080876)

**Channel 1**

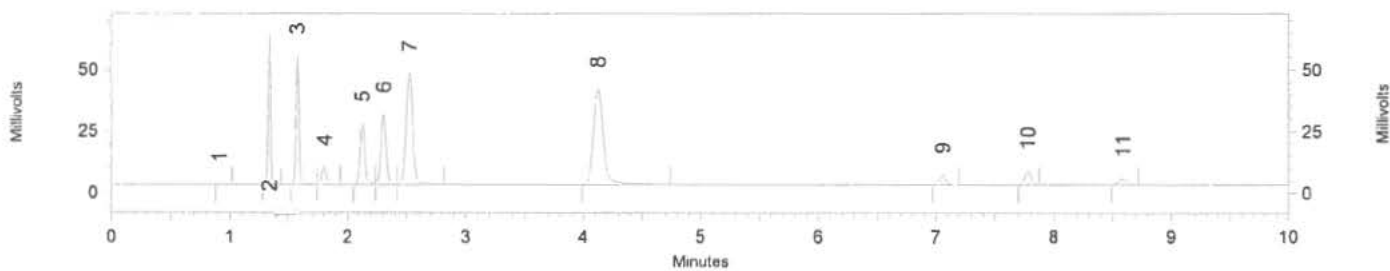
Column: Restek Rtx-BAC1, 30 m x 0.53 mm x 3  $\mu$ m (SN: 1139213)



No.	Compound	Time (min.)	Peak Area (pA*s)	Conc. (g/100 ml)
1		0.977	10096	0.0000
2	Methanol	1.147	958770	0.0000
3	Acetaldehyde	1.287	1056168	0.0000
4	Ethanol	1.450	765553	0.0825
5	i-Propanol	1.785	1897167	0.0000
6	Formaldehyde	2.017	211746	0.0000
7	Acetone	2.215	921238	0.0000
8	n-Propanol	2.422	2297868	1.0000
9		7.135	164657	0.0000
10	Toluene	8.002	220424	0.0000
11		8.413	133981	0.0000

**Channel 2**

Column: Restek Rtx-BAC2, 30 m x 0.53 mm x 2  $\mu$ m (SN: 1139862)



No.	Compound	Time (min.)	Peak Area (pA*s)	Conc. (g/100 ml)
1		0.912	6724	0.0000
2	Acetaldehyde	1.338	973935	0.0000
3	Methanol	1.573	939760	0.0000
4	Formaldehyde	1.802	187929	0.0000
5	Ethanol	2.123	721008	0.0742
6	Acetone	2.303	886613	0.0000
7	i-Propanol	2.523	1804239	0.0000
8	n-Propanol	4.125	2259875	1.0000
9		7.057	160900	0.0000
10	Toluene	7.780	208473	0.0000
11		8.590	126114	0.0000

**Texas Department of Public Safety**  
**El Paso Regional Crime Laboratory**

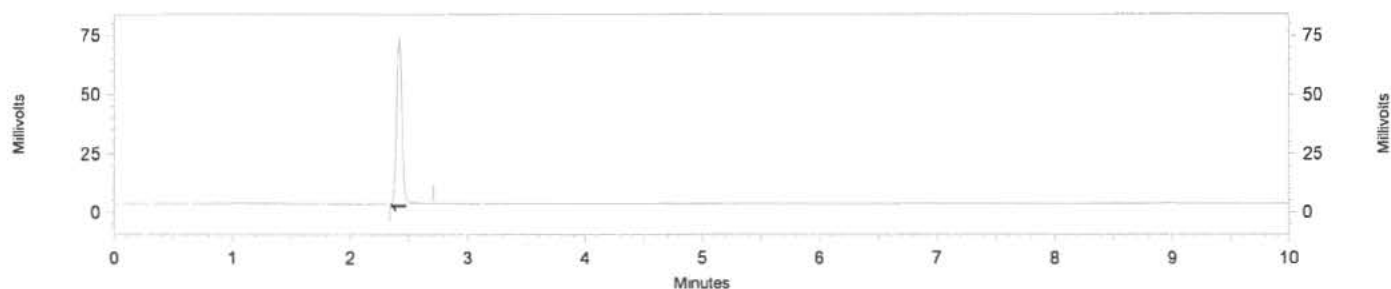
*AR*

**Blood Alcohol Analysis Report**

Operator: **Ana Lilia Romero**  
 Acquired: 3/12/2014 3:44:18 PM  
 Sample: Method Blank (ALR 2013-09-27-198)  
 Vial : 4  
 Data File: C:\ChromQuest\Enterprise\Projects\Default\Data\BAC\ALRData\ALR031214\BAC\_ALR031214\_004.dat  
 Instrument: Thermo Trace GC Ultra/TriPlus HS (S/N: 320080876)

**Channel 1**

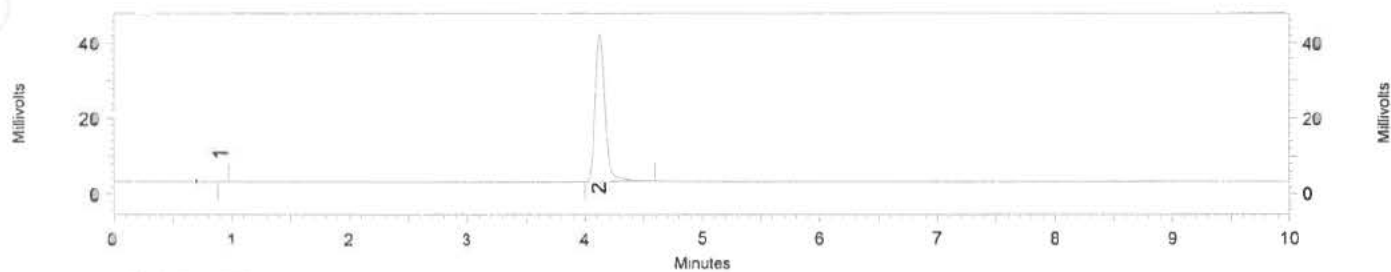
Column: Restek Rtx-BAC1, 30 m x 0.53 mm x 3  $\mu$ m (SN: 1139213)



No.	Compound	Time (min.)	Peak Area (pA*s)	Conc. (g/100 ml)
1	n-Propanol	2.422	2270400	1.0000

**Channel 2**

Column: Restek Rtx-BAC2, 30 m x 0.53 mm x 2  $\mu$ m (SN: 1139862)



No.	Compound	Time (min.)	Peak Area (pA*s)	Conc. (g/100 ml)
1		0.912	5844	0.0000
2	n-Propanol	4.125	2264661	1.0000

**Texas Department of Public Safety**  
**El Paso Regional Crime Laboratory**

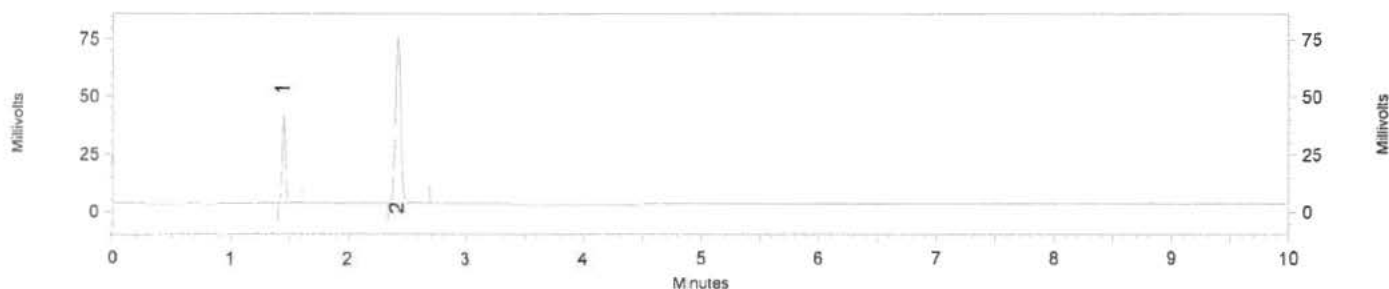
*AR*

**Blood Alcohol Analysis Report**

Operator: **Ana Lilia Romero**  
 Acquired: 3/12/2014 3:57:41 PM  
 Sample: 0.080 Control (Lipomed 14112011-A)  
 Vial : 5  
 Data File: C:\ChromQuest\Enterprise\Projects\Default\Data\BAC\ALRData\ALR031214\BAC\_ALR031214\_005.dat  
 Instrument: Thermo Trace GC Ultra/TriPlus HS (S/N: 320080876)

**Channel 1**

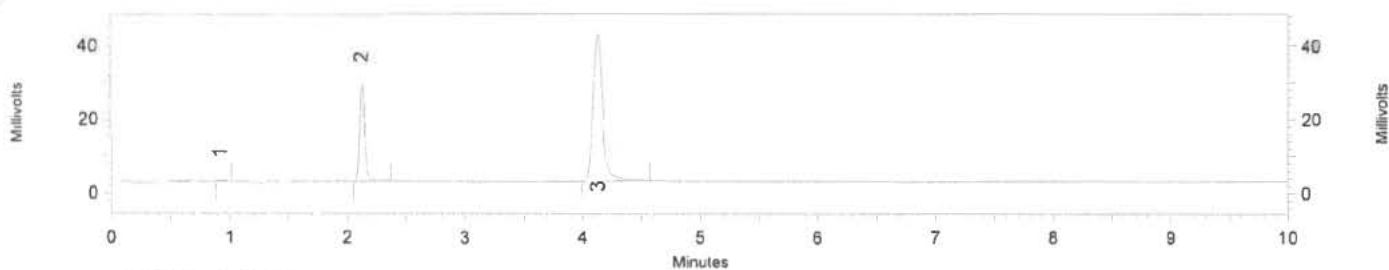
Column: Restek Rtx-BAC1, 30 m x 0.53 mm x 3  $\mu$ m (SN: 1139213)



No.	Compound	Time (min.)	Peak Area (pA*s)	Conc. (g/100 ml)
1	Ethanol	1.450	747487	0.0795
2	n-Propanol	2.422	2329111	1.0000

**Channel 2**

Column: Restek Rtx-BAC2, 30 m x 0.53 mm x 2  $\mu$ m (SN: 1139862)



No.	Compound	Time (min.)	Peak Area (pA*s)	Conc. (g/100 ml)
1		0.912	6664	0.0000
2	Ethanol	2.123	781379	0.0794
3	n-Propanol	4.125	2288825	1.0000

**Texas Department of Public Safety**  
**El Paso Regional Crime Laboratory**

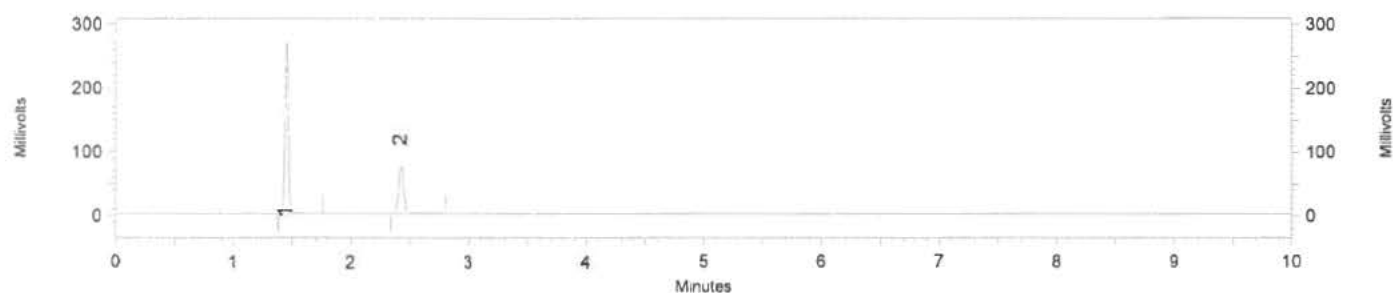
*ALR*

**Blood Alcohol Analysis Report**

Operator: Ana Lilia Romero  
 Acquired: 3/12/2014 4:11:12 PM  
 Sample: 0.500 Control (Cerilliant FN 012813-01)  
 Vial : 6  
 Data File: C:\ChromQuest\Enterprise\Projects\Default\Data\BAC\ALRData\ALR031214\BAC\_ALR031214\_006.dat  
 Instrument: Thermo Trace GC Ultra/TriPlus HS (S/N: 320080876)

**Channel 1**

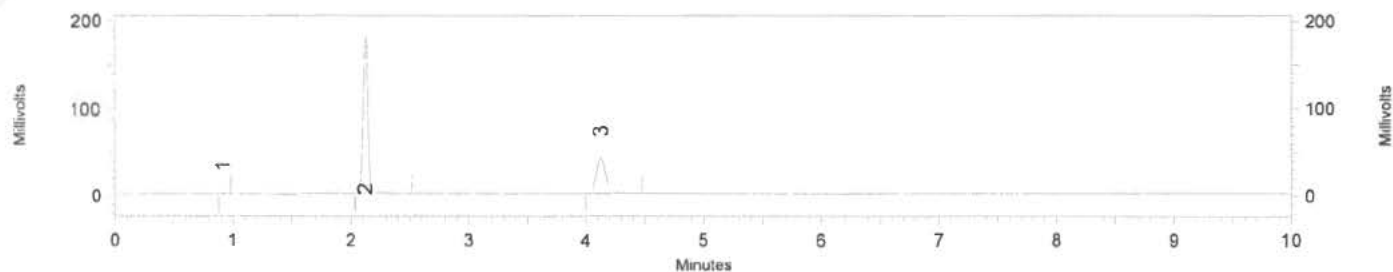
Column: Restek Rtx-BAC1, 30 m x 0.53 mm x 3  $\mu$ m (SN: 1139213)



No.	Compound	Time (min.)	Peak Area (pA*s)	Conc. (g/100 ml)
1	Ethanol	1.450	5156308	0.5319
2	n-Propanol	2.422	2400609	1.0000

**Channel 2**

Column: Restek Rtx-BAC2, 30 m x 0.53 mm x 2  $\mu$ m (SN: 1139862)



No.	Compound	Time (min.)	Peak Area (pA*s)	Conc. (g/100 ml)
1		0.913	6041	0.0000
2	Ethanol	2.122	5043770	0.5163
3	n-Propanol	4.125	2272607	1.0000

**Texas Department of Public Safety  
El Paso Regional Crime Laboratory**

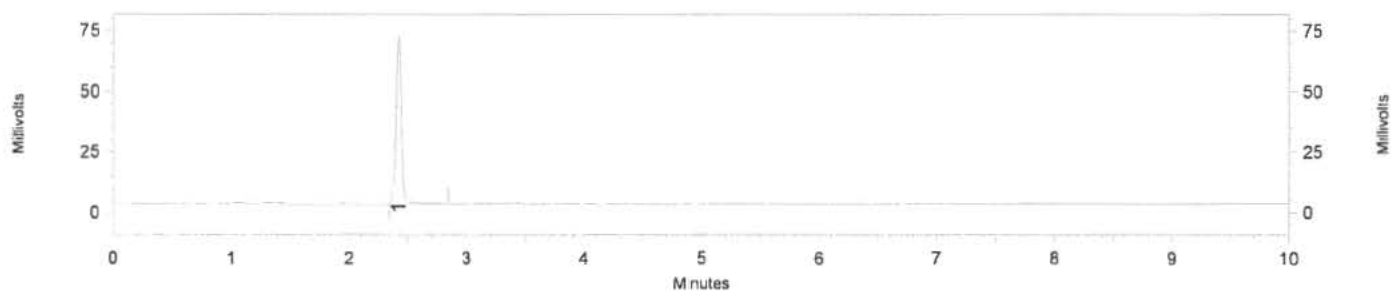
*AR*

### Blood Alcohol Analysis Report

Operator: **Ana Lilia Romero**  
 Acquired: 3/12/2014 4:24:37 PM  
 Sample: Method Blank (ALR 2013-09-27-198)  
 Vial : 7  
 Data File: C:\ChromQuest\Enterprise\Projects\Default\Data\BAC\ALRData\ALR031214\BAC\_ALR031214\_007.dat  
 Instrument: Thermo Trace GC Ultra/TriPlus HS (S/N: 320080876)

#### Channel 1

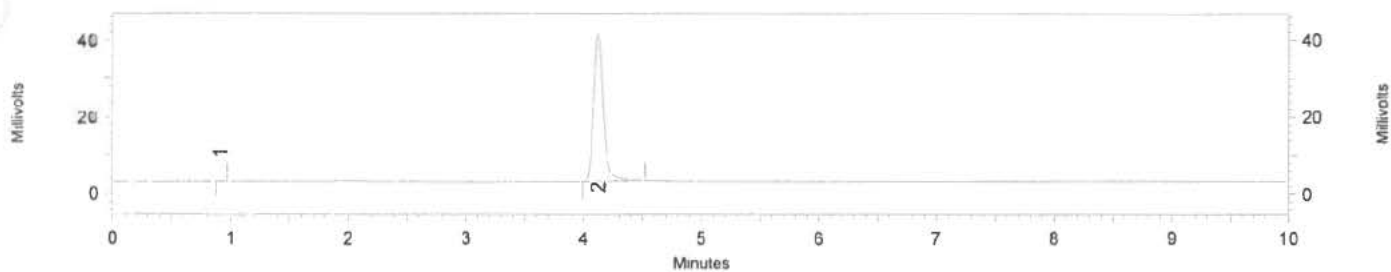
Column: Restek Rtx-BAC1, 30 m x 0.53 mm x 3  $\mu$ m (SN: 1139213)



No.	Compound	Time (min.)	Peak Area (pA*s)	Conc. (g/100 ml)
1	n-Propanol	2.423	2219908	1.0000

#### Channel 2

Column: Restek Rtx-BAC2, 30 m x 0.53 mm x 2  $\mu$ m (SN: 1139862)



No.	Compound	Time (min.)	Peak Area (pA*s)	Conc. (g/100 ml)
1		0.912	5600	0.0000
2	n-Propanol	4.125	2188657	1.0000

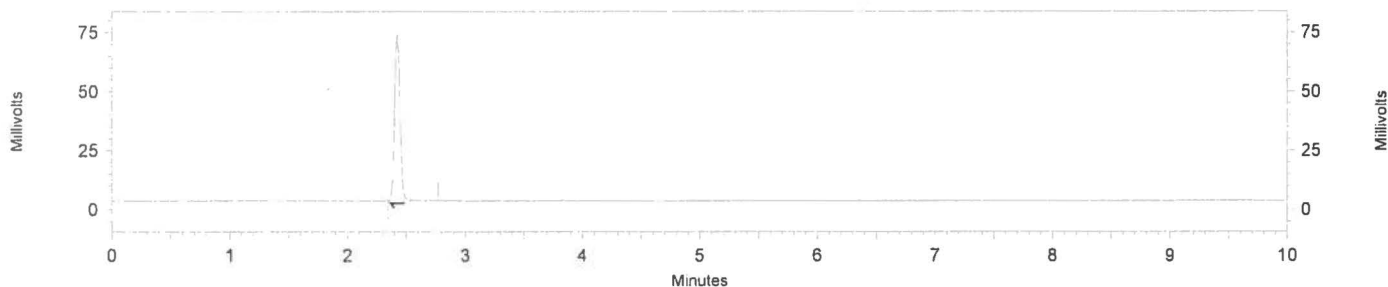
# Texas Department of Public Safety El Paso Regional Crime Laboratory

## Blood Alcohol Analysis Report

**Operator:** Ana Lilia Romero ALR  
**Acquired:** 3/12/2014 4:38:01 PM  
**Sample:** Method Blank (ALR 2013-09-27-198) ELP-1312-02057  
**Vial :** 8  
**Data File:** C:\ChromQuest\Enterprise\Projects\Default\Data\BAC\ALRData\ALR031214\BAC\_ALR031214\_008.dat  
**Instrument:** Thermo Trace GC Ultra/TriPlus HS (S/N: 320080876)

**Channel 1**

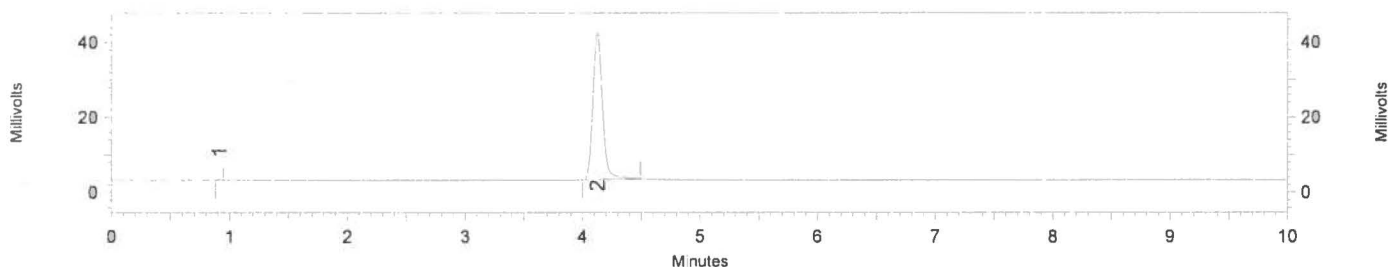
**Column:** Restek Rtx-BAC1, 30 m x 0.53 mm x 3 μm (SN: 1139213)



No.	Compound	Time (min.)	Peak Area (pA*s)	Conc. (g/100 ml)
1	n-Propanol	2.423	2270563	1.0000

**Channel 2**

**Column:** Restek Rtx-BAC2, 30 m x 0.53 mm x 2 μm (SN: 1139862)



No.	Compound	Time (min.)	Peak Area (pA*s)	Conc. (g/100 ml)
1		0.912	5568	0.0000
2	n-Propanol	4.127	2226287	1.0000

**Texas Department of Public Safety  
El Paso Regional Crime Laboratory**

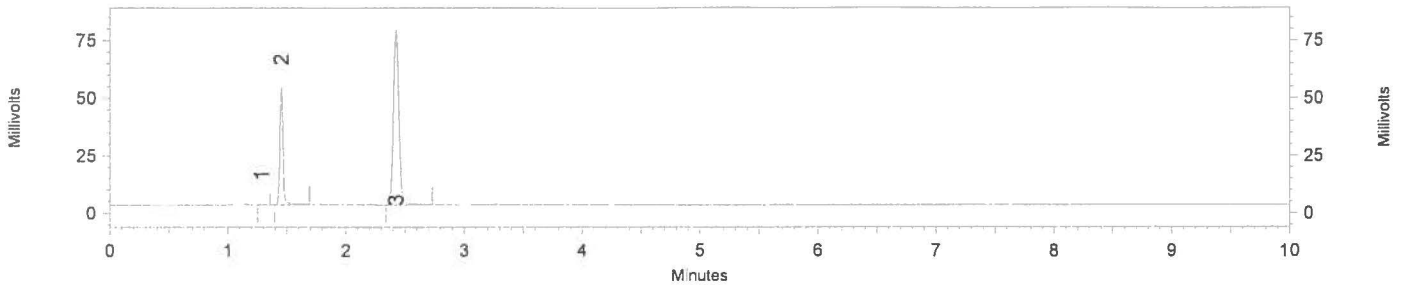
**Blood Alcohol Analysis Report**

Operator: **Ana Lilia Romero**  
 Acquired: 3/12/2014 4:51:32 PM  
 Sample: ELP-1312-02057-1  
 Vial : 9  
 Data File: C:\ChromQuest\Enterprise\Projects\Default\Data\BAC\ALRData\ALR031214\BAC\_ALR031214\_009.dat  
 Instrument: Thermo Trace GC Ultra/TriPlus HS (S/N: 320080876)

*ALR*

**Channel 1**

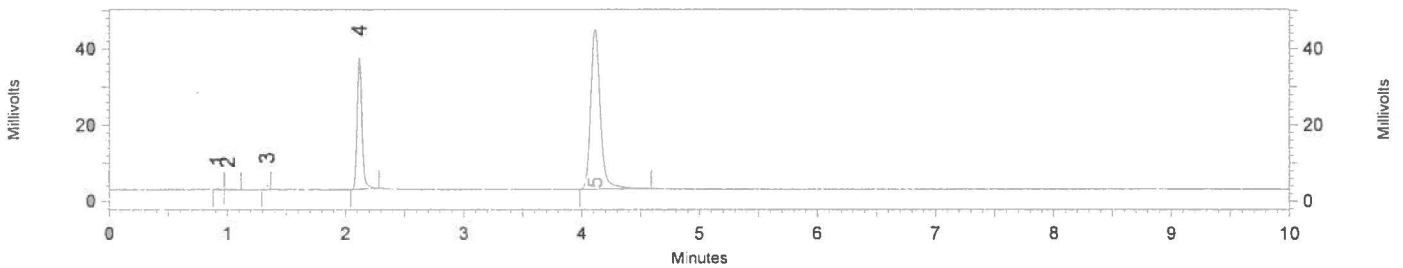
Column: Restek Rtx-BAC1, 30 m x 0.53 mm x 3  $\mu$ m (SN: 1139213)



No.	Compound	Time (min.)	Peak Area (pA*s)	Conc. (g/100 ml)
1	Acetaldehyde	1.288	19675	0.0000
2	Ethanol	1.453	976846	0.1002
3	n-Propanol	2.423	2413344	1.0000

**Channel 2**

Column: Restek Rtx-BAC2, 30 m x 0.53 mm x 2  $\mu$ m (SN: 1139862)



No.	Compound	Time (min.)	Peak Area (pA*s)	Conc. (g/100 ml)
1		0.912	6117	0.0000
2		1.000	6179	0.0000
3	Acetaldehyde	1.335	18035	0.0000
4	Ethanol	2.118	978132	0.0949
5	n-Propanol	4.113	2396674	1.0000



# Texas Department of Public Safety El Paso Regional Crime Laboratory

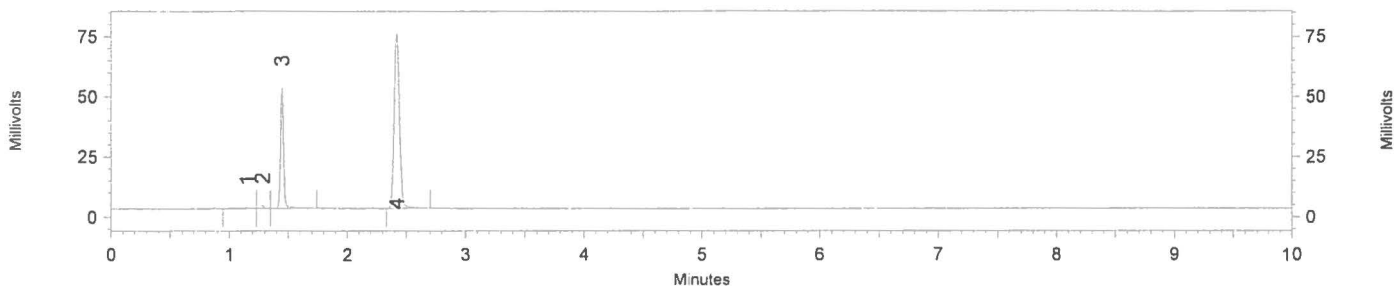
## Blood Alcohol Analysis Report

ALR

**Operator:** Ana Lilia Romero  
**Acquired:** 3/12/2014 5:05:01 PM  
**Sample:** ELP-1312-02057-2  
**Vial :** 10  
**Data File:** C:\ChromQuest\Enterprise\Projects\Default\Data\BAC\ALRData\ALR031214\BAC\_ALR031214\_010.dat  
**Instrument:** Thermo Trace GC Ultra/TriPlus HS (S/N: 320080876)

### Channel 1

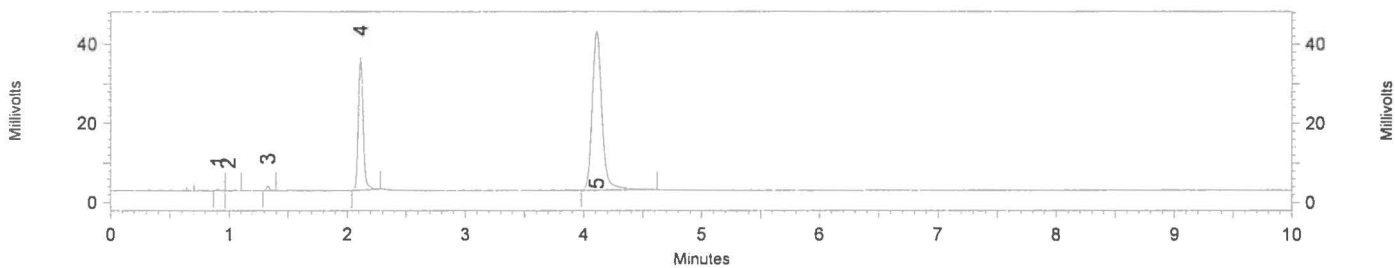
**Column:** Restek Rtx-BAC1, 30 m x 0.53 mm x 3  $\mu$ m (SN: 1139213)



No.	Compound	Time (min.)	Peak Area (pA*s)	Conc. (g/100 ml)
1	Methanol	1.150	35773	0.0000
2	Acetaldehyde	1.283	25048	0.0000
3	Ethanol	1.448	951604	0.1018
4	n-Propanol	2.418	2314575	1.0000

### Channel 2

**Column:** Restek Rtx-BAC2, 30 m x 0.53 mm x 2  $\mu$ m (SN: 1139862)



No.	Compound	Time (min.)	Peak Area (pA*s)	Conc. (g/100 ml)
1		0.907	6227	0.0000
2		0.988	6223	0.0000
3	Acetaldehyde	1.330	18060	0.0000
4	Ethanol	2.113	945769	0.0953
5	n-Propanol	4.108	2308006	1.0000

**Texas Department of Public Safety  
El Paso Regional Crime Laboratory**

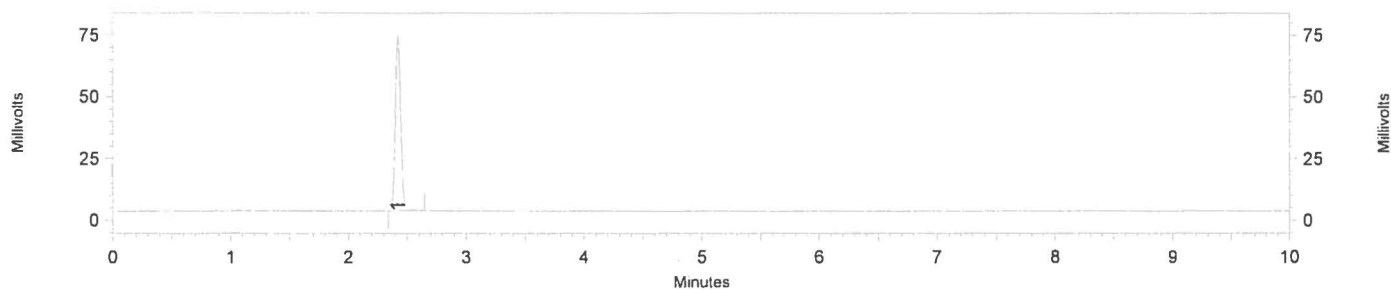
**Blood Alcohol Analysis Report**

Operator: **Ana Lilia Romero**  
 Acquired: 3/12/2014 5:18:27 PM  
 Sample: Method Blank (ALR 2013-09-27-198) ELP-1312-02058  
 Vial : 11  
 Data File: C:\ChromQuest\Enterprise\Projects\Default\Data\BAC\ALRData\ALR031214\BAC\_ALR031214\_011.dat  
 Instrument: Thermo Trace GC Ultra/TriPlus HS (S/N: 320080876)

*ALR*

**Channel 1**

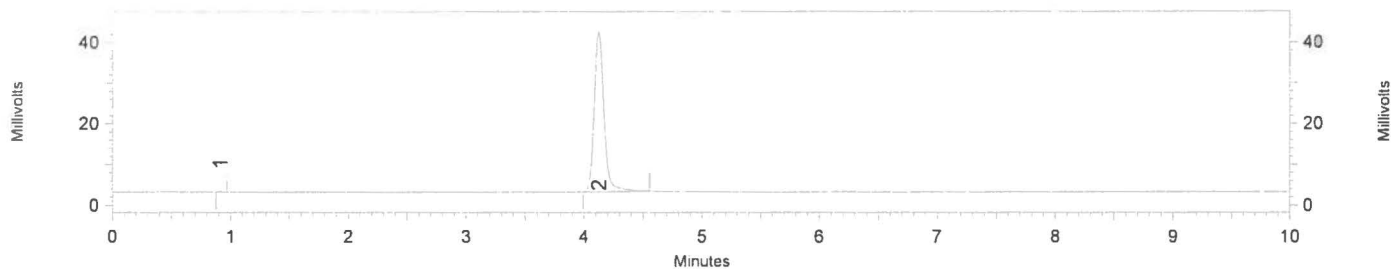
Column: Restek Rtx-BAC1, 30 m x 0.53 mm x 3  $\mu$ m (SN: 1139213)



No.	Compound	Time (min.)	Peak Area (pA*s)	Conc. (g/100 ml)
1	n-Propanol	2.422	2263587	1.0000

**Channel 2**

Column: Restek Rtx-BAC2, 30 m x 0.53 mm x 2  $\mu$ m (SN: 1139862)



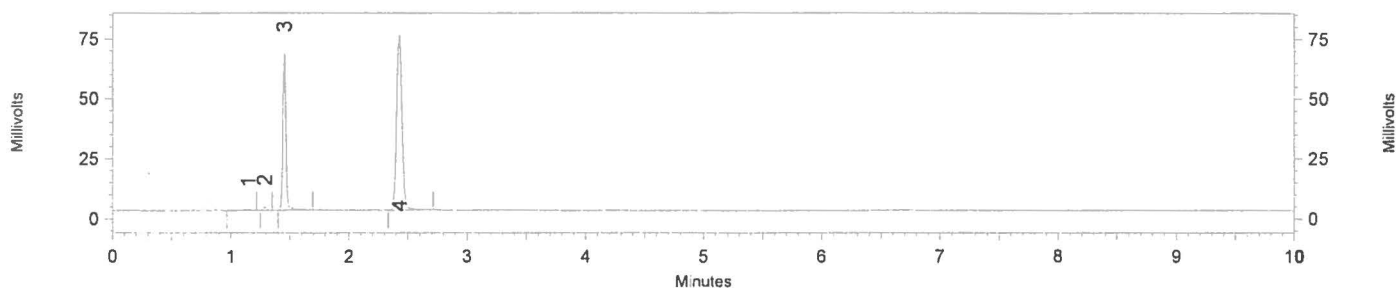
No.	Compound	Time (min.)	Peak Area (pA*s)	Conc. (g/100 ml)
1		0.913	5586	0.0000
2	n-Propanol	4.127	2262281	1.0000

**Texas Department of Public Safety**  
**El Paso Regional Crime Laboratory**

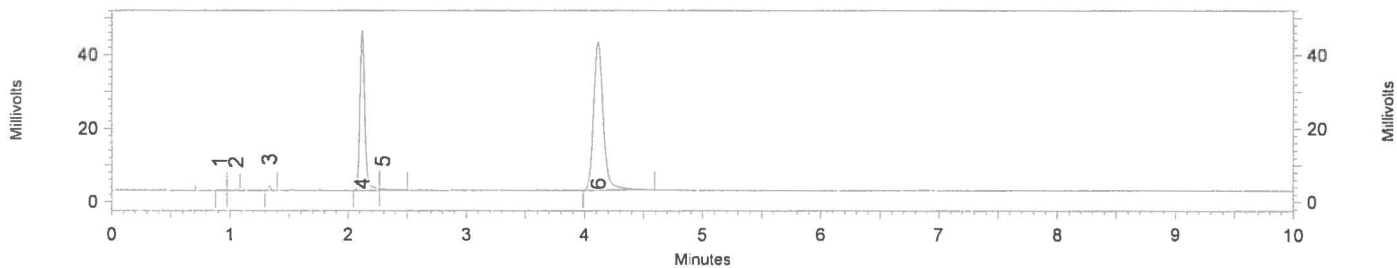
**Blood Alcohol Analysis Report**

ALR

Operator: Ana Lilia Romero  
 Acquired: 3/12/2014 5:31:53 PM  
 Sample: ELP-1312-02058-1  
 Vial : 12  
 Data File: C:\ChromQuest\Enterprise\Projects\Default\Data\BAC\ALRData\ALR031214\BAC\_ALR031214\_012.dat  
 Instrument: Thermo Trace GC Ultra/TriPlus HS (S/N: 320080876)

**Channel 1**Column: Restek Rtx-BAC1, 30 m x 0.53 mm x 3  $\mu$ m (SN: 1139213)

No.	Compound	Time (min.)	Peak Area (pA*s)	Conc. (g/100 ml)
1	Methanol	1.152	21088	0.0000
2	Acetaldehyde	1.290	19940	0.0000
3	Ethanol	1.453	1225344	0.1303
4	n-Propanol	2.423	2328843	1.0000

**Channel 2**Column: Restek Rtx-BAC2, 30 m x 0.53 mm x 2  $\mu$ m (SN: 1139862)

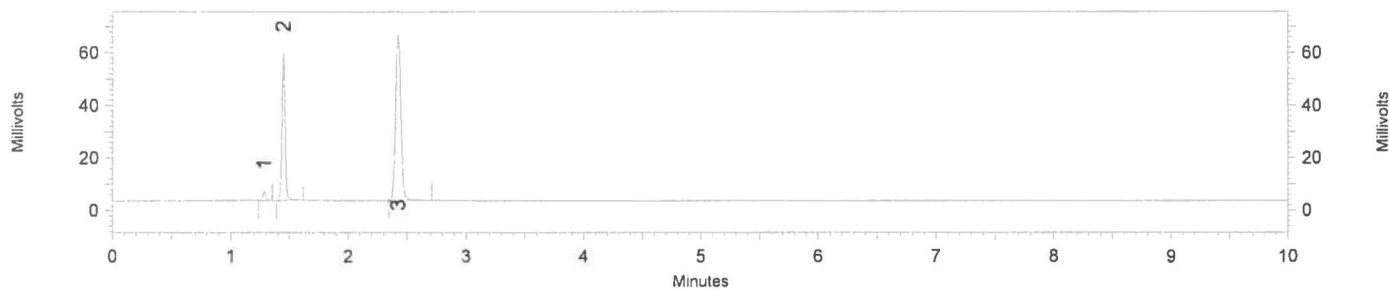
No.	Compound	Time (min.)	Peak Area (pA*s)	Conc. (g/100 ml)
1		0.913	6226	0.0000
2		1.053	5934	0.0000
3	Acetaldehyde	1.335	18938	0.0000
4	Ethanol	2.118	1247850	0.1256
5	Acetone	2.288	27253	0.0000
6	n-Propanol	4.115	2311894	1.0000

**Texas Department of Public Safety**  
**El Paso Regional Crime Laboratory**

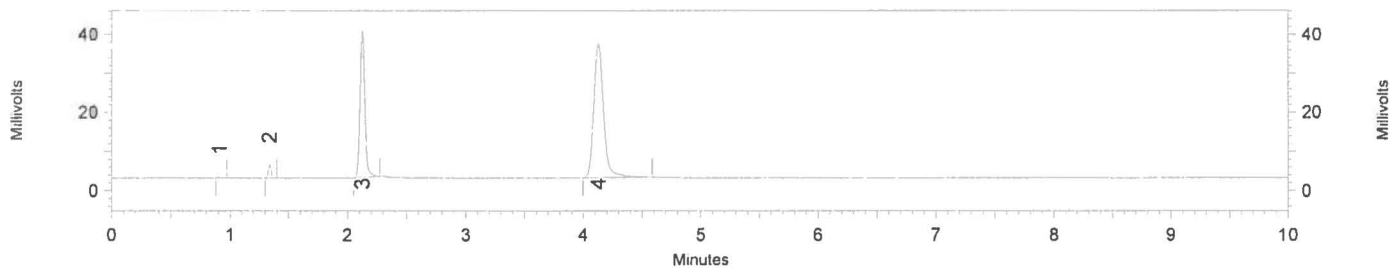
**Blood Alcohol Analysis Report**

ALP

Operator: Ana Lilia Romero  
 Acquired: 3/12/2014 5:45:18 PM  
 Sample: ELP-1312-02058-2  
 Vial : 13  
 Data File: C:\ChromQuest\Enterprise\Projects\Default\Data\BAC\ALRData\ALR031214\BAC\_ALR031214\_013.dat  
 Instrument: Thermo Trace GC Ultra/TriPlus HS (S/N: 320080876)

**Channel 1**Column: Restek Rtx-BAC1, 30 m x 0.53 mm x 3  $\mu$ m (SN: 1139213)

No.	Compound	Time (min.)	Peak Area (pA*s)	Conc. (g/100 ml)
1	Acetaldehyde	1.288	57825	0.0000
2	Ethanol	1.452	1065432	0.1299
3	n-Propanol	2.423	2031415	1.0000

**Channel 2**Column: Restek Rtx-BAC2, 30 m x 0.53 mm x 2  $\mu$ m (SN: 1139862)

No.	Compound	Time (min.)	Peak Area (pA*s)	Conc. (g/100 ml)
1	Acetaldehyde	0.913	5430	0.0000
2	Ethanol	1.338	54582	0.0000
3	Ethanol	2.125	1071321	0.1250
4	n-Propanol	4.127	1994018	1.0000

# Texas Department of Public Safety El Paso Regional Crime Laboratory

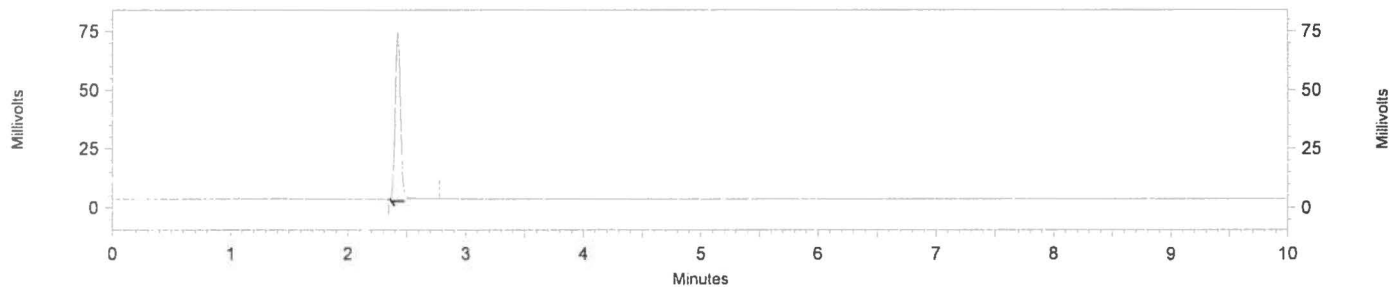
## Blood Alcohol Analysis Report

*ALR*

**Operator:** Ana Lilia Romero  
**Acquired:** 3/12/2014 5:58:39 PM  
**Sample:** Method Blank (ALR 2013-09-27-198) ELP-1312-02059  
**Vial :** 14  
**Data File:** C:\ChromQuest\Enterprise\Projects\Default\Data\BAC\ALRData\ALR031214\BAC\_ALR031214\_014.dat  
**Instrument:** Thermo Trace GC Ultra/TriPlus HS (S/N: 320080876)

**Channel 1**

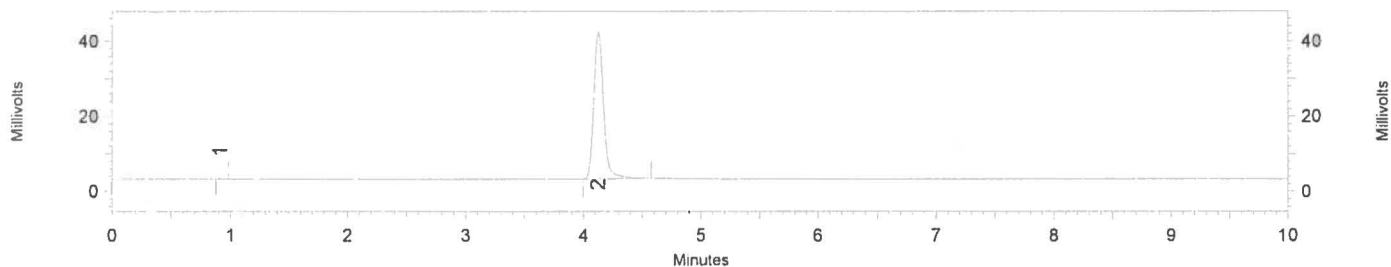
**Column:** Restek Rtx-BAC1, 30 m x 0.53 mm x 3 μm (SN: 1139213)



No.	Compound	Time (min.)	Peak Area (pA*s)	Conc. (g/100 ml)
1	n-Propanol	2.423	2275148	1.0000

**Channel 2**

**Column:** Restek Rtx-BAC2, 30 m x 0.53 mm x 2 μm (SN: 1139862)



No.	Compound	Time (min.)	Peak Area (pA*s)	Conc. (g/100 ml)
1		0.913	5356	0.0000
2	n-Propanol	4.125	2258368	1.0000

**Texas Department of Public Safety**  
**El Paso Regional Crime Laboratory**

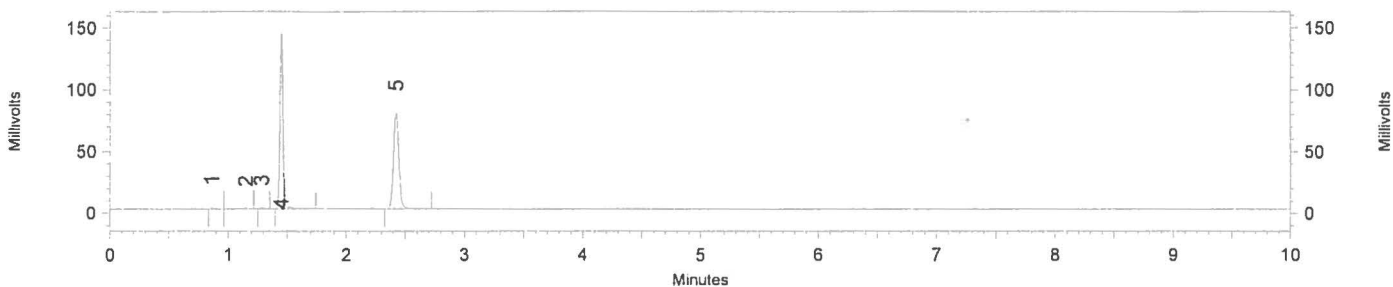
**Blood Alcohol Analysis Report**

*ALR*

Operator: **Ana Lilia Romero**  
 Acquired: 3/12/2014 6:12:06 PM  
 Sample: ELP-1312-02059-1  
 Vial : 15  
 Data File: C:\ChromQuest\Enterprise\Projects\Default\Data\BAC\ALRData\ALR031214\BAC\_ALR031214\_015.dat  
 Instrument: Thermo Trace GC Ultra/TriPlus HS (S/N: 320080876)

**Channel 1**

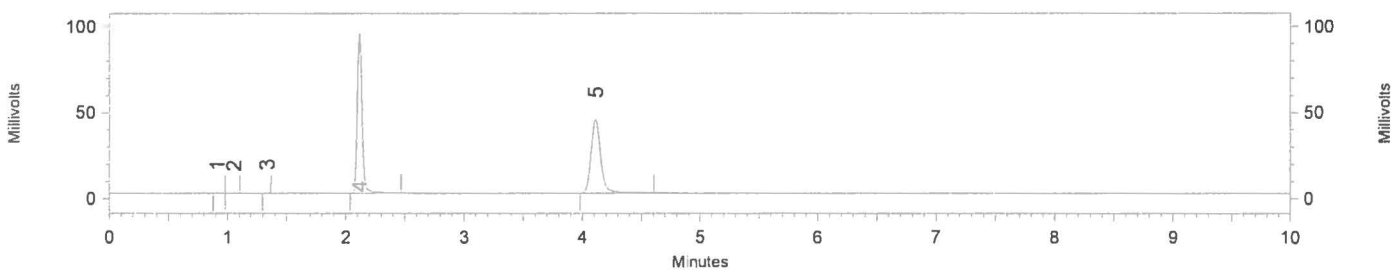
Column: Restek Rtx-BAC1, 30 m x 0.53 mm x 3  $\mu$ m (SN: 1139213)



No.	Compound	Time (min.)	Peak Area (pA*s)	Conc. (g/100 ml)
1		0.862	9250	0.0000
2	Methanol	1.152	22125	0.0000
3	Acetaldehyde	1.288	18464	0.0000
4	Ethanol	1.452	2617275	0.2617
5	n-Propanol	2.422	2476913	1.0000

**Channel 2**

Column: Restek Rtx-BAC2, 30 m x 0.53 mm x 2  $\mu$ m (SN: 1139862)



No.	Compound	Time (min.)	Peak Area (pA*s)	Conc. (g/100 ml)
1		0.913	6045	0.0000
2		1.052	6083	0.0000
3	Acetaldehyde	1.335	16884	0.0000
4	Ethanol	2.117	2612288	0.2492
5	n-Propanol	4.113	2438953	1.0000

**Texas Department of Public Safety**  
**EI Paso Regional Crime Laboratory**

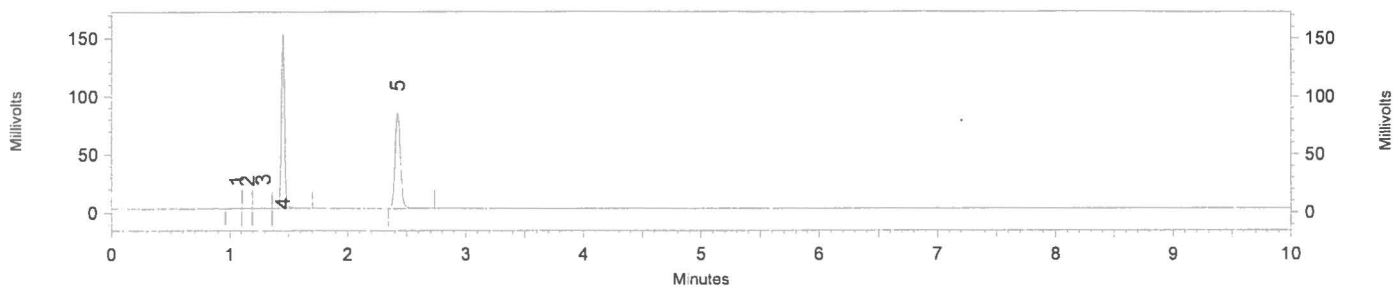
ALR

**Blood Alcohol Analysis Report**

**Operator:** Ana Lilia Romero  
**Acquired:** 3/12/2014 6:25:32 PM  
**Sample:** ELP-1312-02059-2  
**Vial :** 16  
**Data File:** C:\ChromQuest\Enterprise\Projects\Default\Data\BAC\ALRData\ALR031214\BAC\_ALR031214\_016.dat  
**Instrument:** Thermo Trace GC Ultra/TriPlus HS (S/N: 320080876)

**Channel 1**

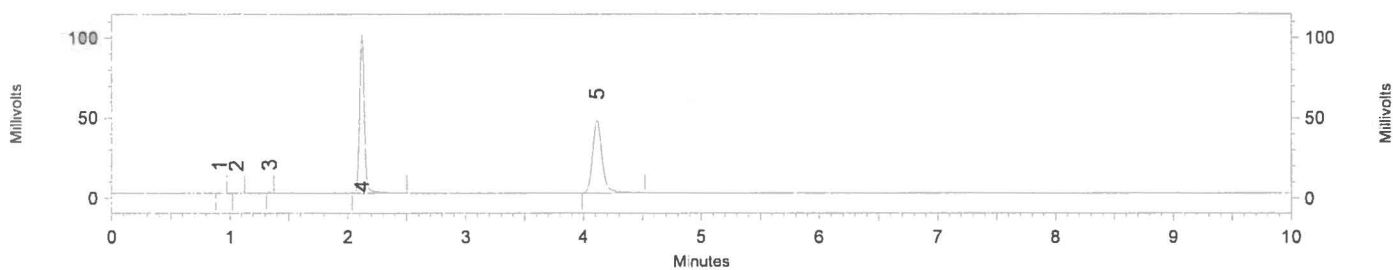
**Column:** Restek Rtx-BAC1, 30 m x 0.53 mm x 3  $\mu$ m (SN: 1139213)



No.	Compound	Time (min.)	Peak Area (pA*s)	Conc. (g/100 ml)
1		1.058	26151	0.0000
2	Methanol	1.150	17718	0.0000
3	Acetaldehyde	1.288	31476	0.0000
4	Ethanol	1.452	2787792	0.2630
5	n-Propanol	2.423	2625332	1.0000

**Channel 2**

**Column:** Restek Rtx-BAC2, 30 m x 0.53 mm x 2  $\mu$ m (SN: 1139862)



No.	Compound	Time (min.)	Peak Area (pA*s)	Conc. (g/100 ml)
1		0.910	5767	0.0000
2		1.055	5513	0.0000
3	Acetaldehyde	1.335	16466	0.0000
4	Ethanol	2.118	2786610	0.2535
5	n-Propanol	4.113	2556831	1.0000

**Texas Department of Public Safety  
El Paso Regional Crime Laboratory**

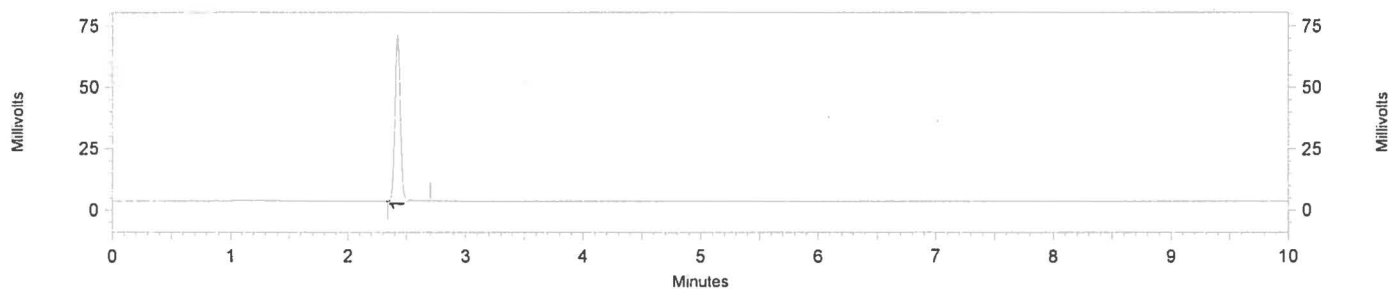
**Blood Alcohol Analysis Report**

*ALR*

Operator: Ana Lilia Romero  
 Acquired: 3/12/2014 6:39:01 PM  
 Sample: Method Blank (ALR 2013-09-27-198) ELP-1312-02060  
 Vial : 17  
 Data File: C:\ChromQuest\Enterprise\Projects\Default\Data\BAC\ALRData\ALR031214\BAC\_ALR031214\_017.dat  
 Instrument: Thermo Trace GC Ultra/TriPlus HS (S/N: 320080876)

**Channel 1**

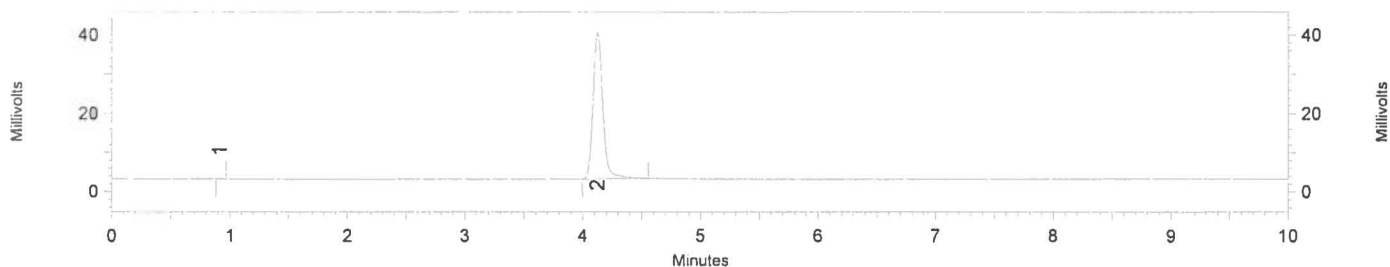
Column: Restek Rtx-BAC1, 30 m x 0.53 mm x 3  $\mu$ m (SN: 1139213)



No.	Compound	Time (min.)	Peak Area (pA*s)	Conc. (g/100 ml)
1	n-Propanol	2.422	2162681	1.0000

**Channel 2**

Column: Restek Rtx-BAC2, 30 m x 0.53 mm x 2  $\mu$ m (SN: 1139862)



No.	Compound	Time (min.)	Peak Area (pA*s)	Conc. (g/100 ml)
1		0.912	5608	0.0000
2	n-Propanol	4.123	2149358	1.0000



# Texas Department of Public Safety El Paso Regional Crime Laboratory

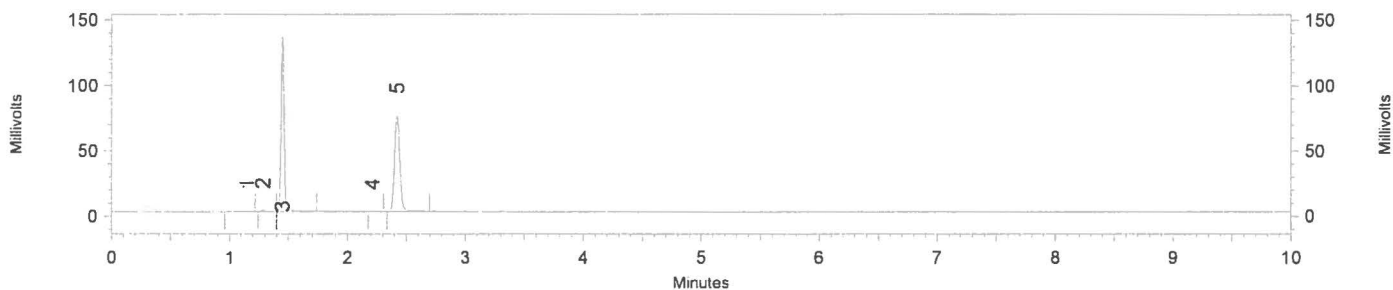
## Blood Alcohol Analysis Report



**Operator:** Ana Lilia Romero  
**Acquired:** 3/12/2014 6:52:26 PM  
**Sample:** ELP-1312-02060-1  
**Vial :** 18  
**Data File:** C:\ChromQuest\Enterprise\Projects\Default\Data\BAC\ALRData\ALR031214\BAC\_ALR031214\_018.dat  
**Instrument:** Thermo Trace GC Ultra/TriPlus HS (S/N: 320080876)

### Channel 1

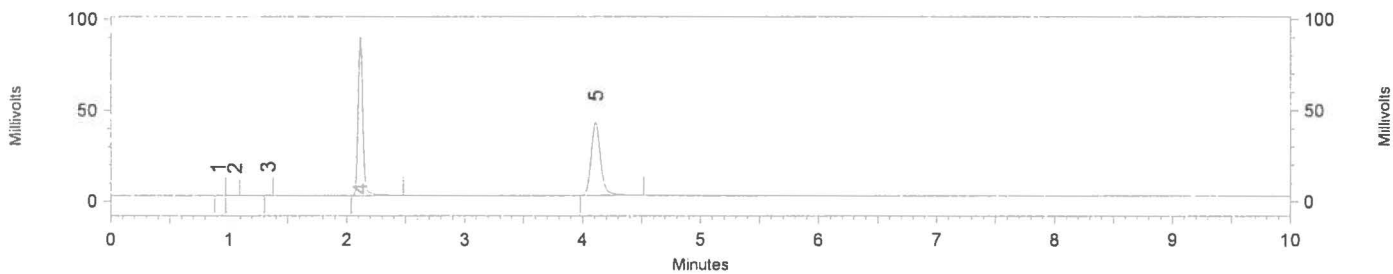
Column: Restek Rtx-BAC1, 30 m x 0.53 mm x 3  $\mu$ m (SN: 1139213)



No.	Compound	Time (min.)	Peak Area (pA*s)	Conc. (g/100 ml)
1	Methanol	1.150	22685	0.0000
2	Acetaldehyde	1.287	18072	0.0000
3	Ethanol	1.452	2466753	0.2620
4	Acetone	2.212	7650	0.0000
5	n-Propanol	2.422	2331736	1.0000

### Channel 2

Column: Restek Rtx-BAC2, 30 m x 0.53 mm x 2  $\mu$ m (SN: 1139862)



No.	Compound	Time (min.)	Peak Area (pA*s)	Conc. (g/100 ml)
1		0.910	5858	0.0000
2		1.052	5080	0.0000
3	Acetaldehyde	1.335	15394	0.0000
4	Ethanol	2.115	2468305	0.2518
5	n-Propanol	4.110	2280665	1.0000

**Texas Department of Public Safety**  
**El Paso Regional Crime Laboratory**

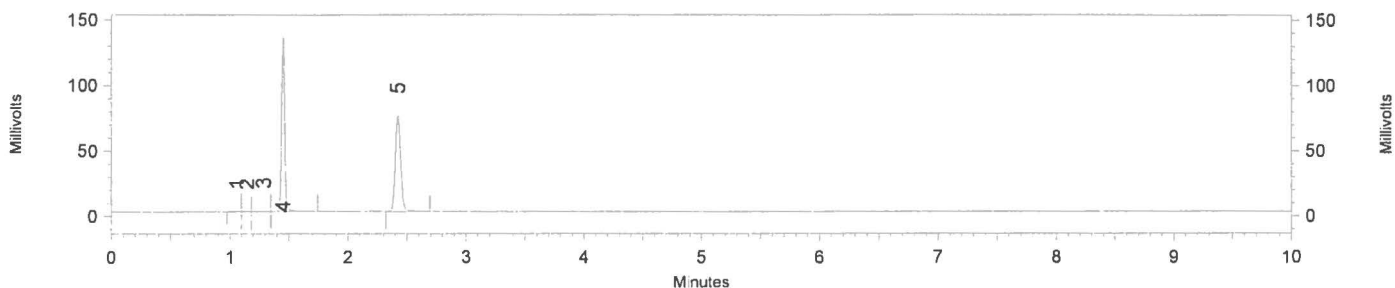
AR

**Blood Alcohol Analysis Report**

**Operator:** Ana Lilia Romero  
**Acquired:** 3/12/2014 7:05:57 PM  
**Sample:** ELP-1312-02060-2  
**Vial :** 19  
**Data File:** C:\ChromQuest\Enterprise\Projects\Default\Data\BAC\ALRData\ALR031214\BAC\_ALR031214\_019.dat  
**Instrument:** Thermo Trace GC Ultra/TriPlus HS (S/N: 320080876)

**Channel 1**

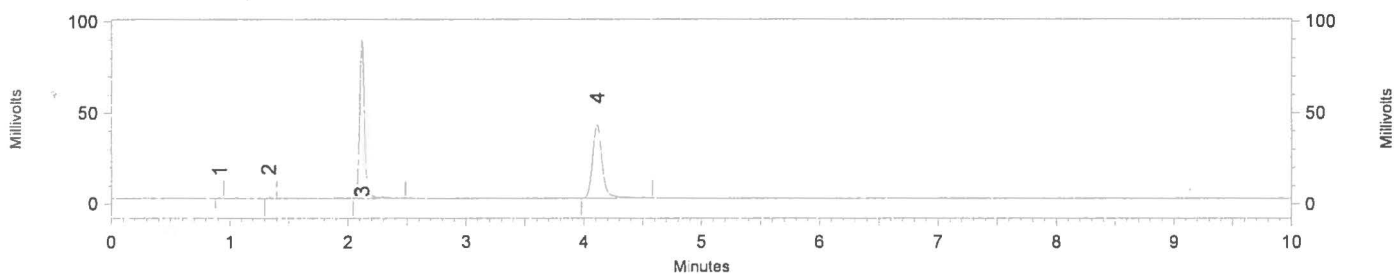
**Column:** Restek Rtx-BAC1, 30 m x 0.53 mm x 3  $\mu$ m (SN: 1139213)



No.	Compound	Time (min.)	Peak Area (pA*s)	Conc. (g/100 ml)
1		1.058	21563	0.0000
2	Methanol	1.148	15404	0.0000
3	Acetaldehyde	1.290	29814	0.0000
4	Ethanol	1.452	2453886	0.2599
5	n-Propanol	2.422	2338208	1.0000

**Channel 2**

**Column:** Restek Rtx-BAC2, 30 m x 0.53 mm x 2  $\mu$ m (SN: 1139862)



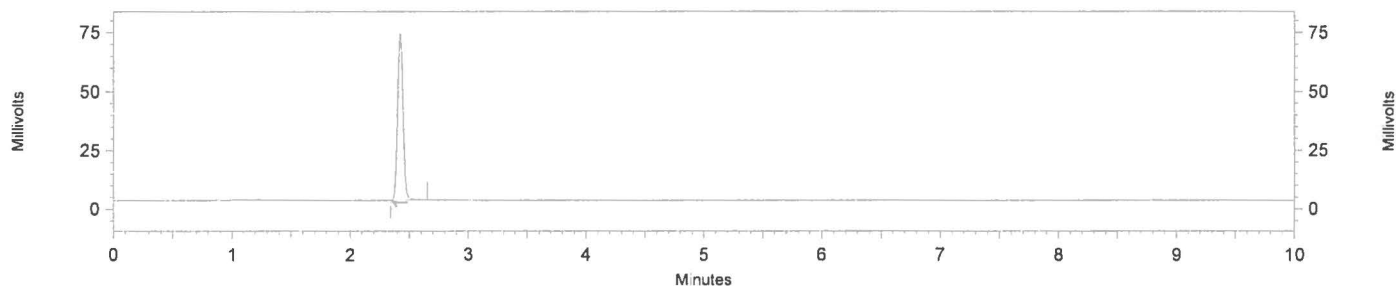
No.	Compound	Time (min.)	Peak Area (pA*s)	Conc. (g/100 ml)
1		0.912	5475	0.0000
2	Acetaldehyde	1.337	15936	0.0000
3	Ethanol	2.117	2446647	0.2470
4	n-Propanol	4.110	2304069	1.0000

**Texas Department of Public Safety  
El Paso Regional Crime Laboratory**

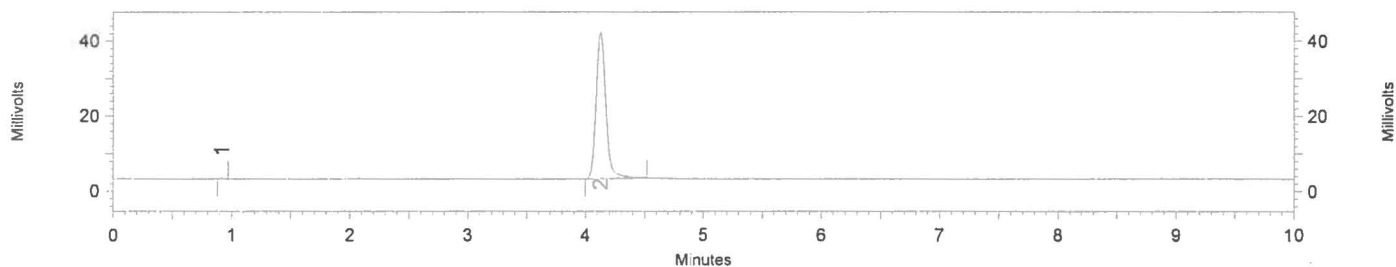
**Blood Alcohol Analysis Report**

Operator: **Ana Lilia Romero**  
 Acquired: 3/12/2014 7:19:24 PM  
 Sample: Method Blank (ALR 2013-09-27-198) ELP-1312-02063  
 Vial: 20  
 Data File: C:\ChromQuest\Enterprise\Projects\Default\Data\BAC\ALRData\ALR031214\BAC\_ALR031214\_020.dat  
 Instrument: Thermo Trace GC Ultra/TriPlus HS (S/N: 320080876)

ALR

**Channel 1**Column: Restek Rtx-BAC1, 30 m x 0.53 mm x 3  $\mu$ m (SN: 1139213)

No.	Compound	Time (min.)	Peak Area (pA*s)	Conc. (g/100 ml)
1	n-Propanol	2.423	2252741	1.0000

**Channel 2**Column: Restek Rtx-BAC2, 30 m x 0.53 mm x 2  $\mu$ m (SN: 1139862)

No.	Compound	Time (min.)	Peak Area (pA*s)	Conc. (g/100 ml)
1		0.913	5678	0.0000
2	n-Propanol	4.127	2231843	1.0000

**Texas Department of Public Safety**  
**El Paso Regional Crime Laboratory**

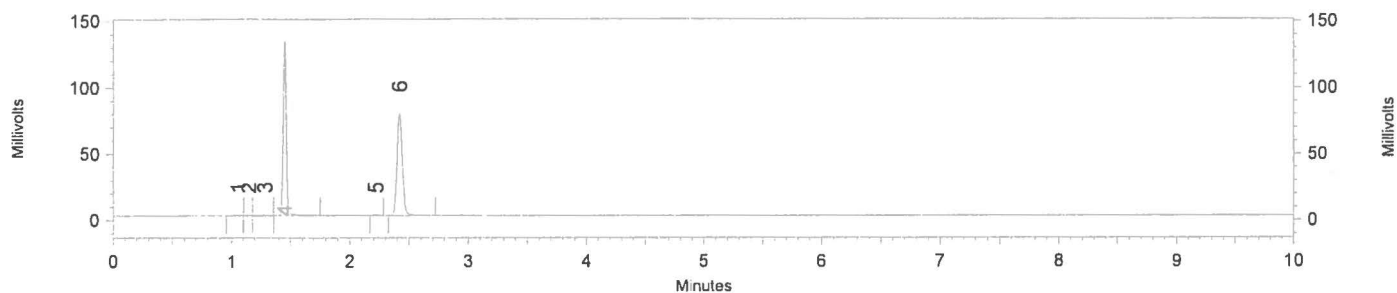
*ALR*

**Blood Alcohol Analysis Report**

**Operator:** Ana Lilia Romero  
**Acquired:** 3/12/2014 7:32:49 PM  
**Sample:** ELP-1312-02063-1  
**Vial :** 21  
**Data File:** C:\ChromQuest\Enterprise\Projects\Default\Data\BAC\ALRData\ALR031214\BAC\_ALR031214\_021.dat  
**Instrument:** Thermo Trace GC Ultra/TriPlus HS (S/N: 320080876)

**Channel 1**

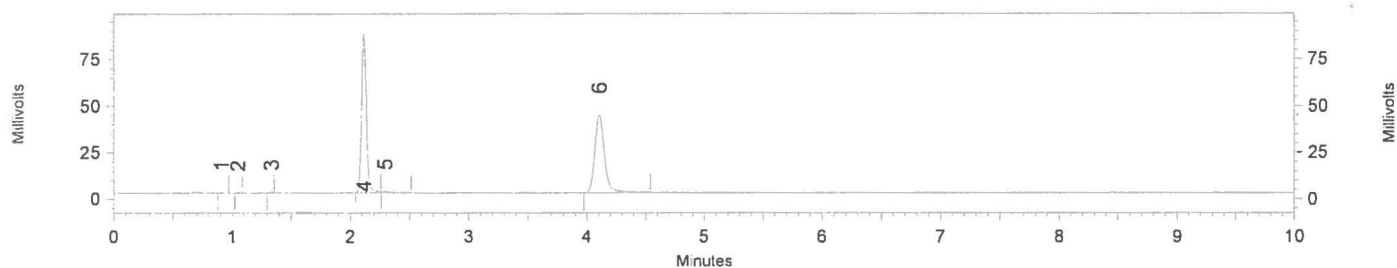
**Column:** Restek Rtx-BAC1, 30 m x 0.53 mm x 3  $\mu$ m (SN: 1139213)



No.	Compound	Time (min.)	Peak Area (pA*s)	Conc. (g/100 ml)
1		1.055	28847	0.0000
2	Methanol	1.150	18264	0.0000
3	Acetaldehyde	1.287	30583	0.0000
4	Ethanol	1.450	2407895	0.2444
5	Acetone	2.218	11879	0.0000
6	n-Propanol	2.420	2439929	1.0000

**Channel 2**

**Column:** Restek Rtx-BAC2, 30 m x 0.53 mm x 2  $\mu$ m (SN: 1139862)



No.	Compound	Time (min.)	Peak Area (pA*s)	Conc. (g/100 ml)
1		0.910	7005	0.0000
2		1.052	5143	0.0000
3	Acetaldehyde	1.335	8496	0.0000
4	Ethanol	2.115	2367537	0.2309
5	Acetone	2.292	35868	0.0000
6	n-Propanol	4.105	2385563	1.0000

**Texas Department of Public Safety  
El Paso Regional Crime Laboratory**

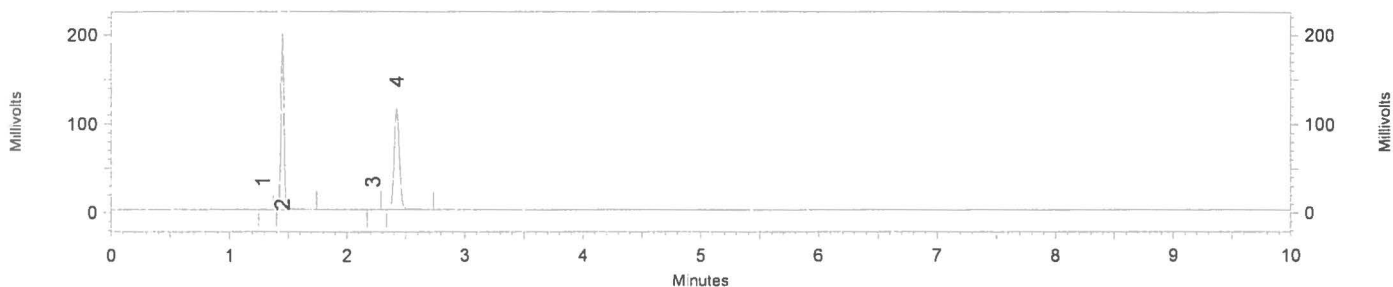
**Blood Alcohol Analysis Report**

Operator: **Ana Lilia Romero**  
 Acquired: 3/12/2014 7:46:21 PM  
 Sample: ELP-1312-02063-2  
 Vial : 22  
 Data File: C:\ChromQuest\Enterprise\Projects\Default\Data\BAC\ALRData\ALR031214\BAC\_ALR031214\_022.dat  
 Instrument: Thermo Trace GC Ultra/TriPlus HS (S/N: 320080876)

*ALR*

**Channel 1**

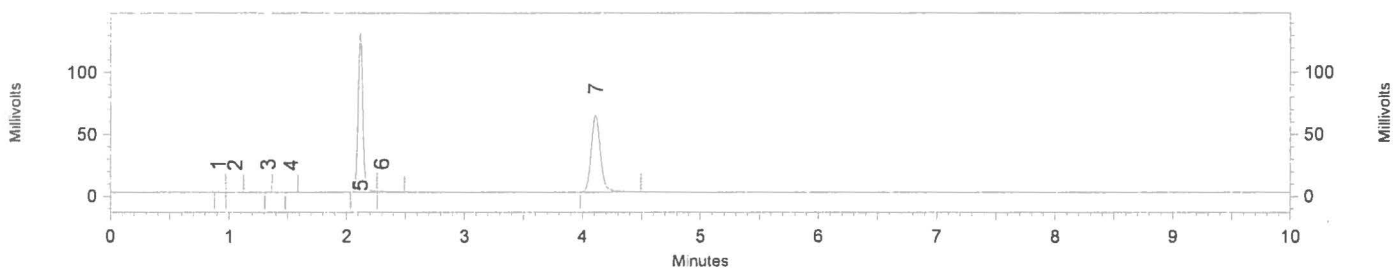
Column: Restek Rtx-BAC1, 30 m x 0.53 mm x 3  $\mu$ m (SN: 1139213)



No.	Compound	Time (min.)	Peak Area (pA*s)	Conc. (g/100 ml)
1	Acetaldehyde	1.287	14283	0.0000
2	Ethanol	1.452	3576841	0.2481
3	Acetone	2.220	16751	0.0000
4	n-Propanol	2.422	3569915	1.0000

**Channel 2**

Column: Restek Rtx-BAC2, 30 m x 0.53 mm x 2  $\mu$ m (SN: 1139862)



No.	Compound	Time (min.)	Peak Area (pA*s)	Conc. (g/100 ml)
1		0.910	6498	0.0000
2		1.052	6414	0.0000
3	Acetaldehyde	1.335	11339	0.0000
4		1.527	5821	0.0000
5	Ethanol	2.117	3510918	0.2368
6	Acetone	2.297	48705	0.0000
7	n-Propanol	4.110	3448698	1.0000

**Texas Department of Public Safety  
El Paso Regional Crime Laboratory**

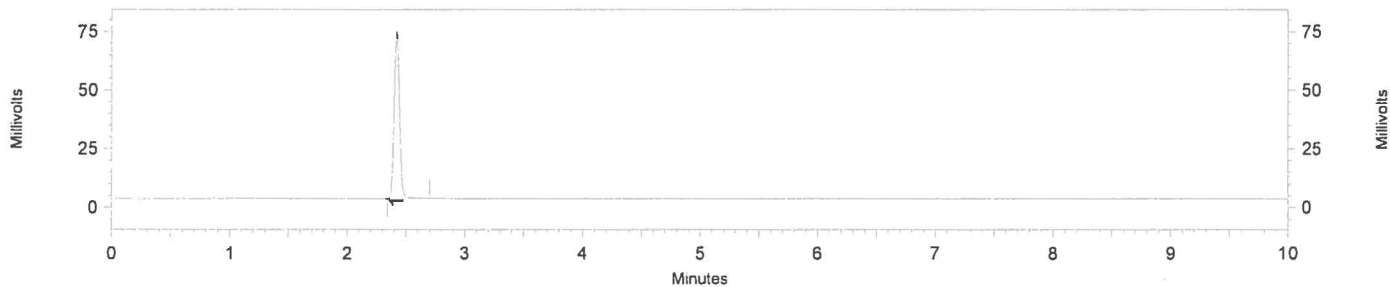
**Blood Alcohol Analysis Report**

Operator: **Ana Lilia Romero**  
 Acquired: 3/12/2014 7:59:47 PM  
 Sample: Method Blank (ALR 2013-09-27-198) ELP-1312-02069  
 Vial : 23  
 Data File: C:\ChromQuest\Enterprise\Projects\Default\Data\BAC\ALRData\ALR031214\BAC\_ALR031214\_023.dat  
 Instrument: Thermo Trace GC Ultra/TriPlus HS (S/N: 320080876)

*ALR*

**Channel 1**

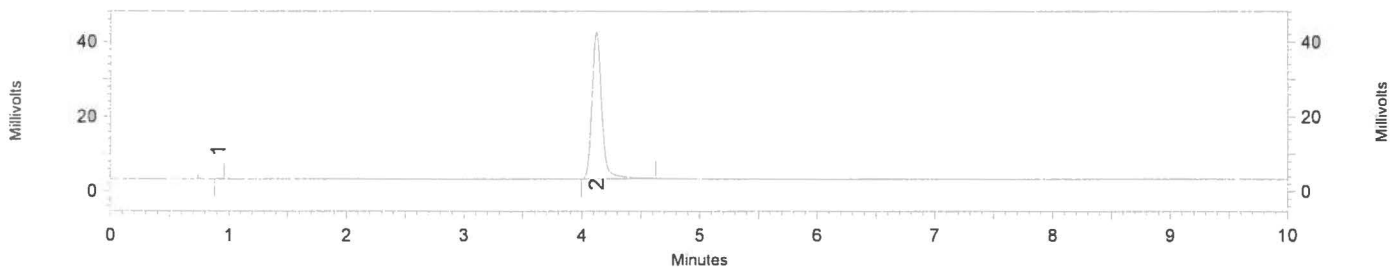
Column: Restek Rtx-BAC1, 30 m x 0.53 mm x 3 µm (SN: 1139213)



No.	Compound	Time (min.)	Peak Area (pA*s)	Conc. (g/100 ml)
1	n-Propanol	2.422	2277337	1.0000

**Channel 2**

Column: Restek Rtx-BAC2, 30 m x 0.53 mm x 2 µm (SN: 1139862)



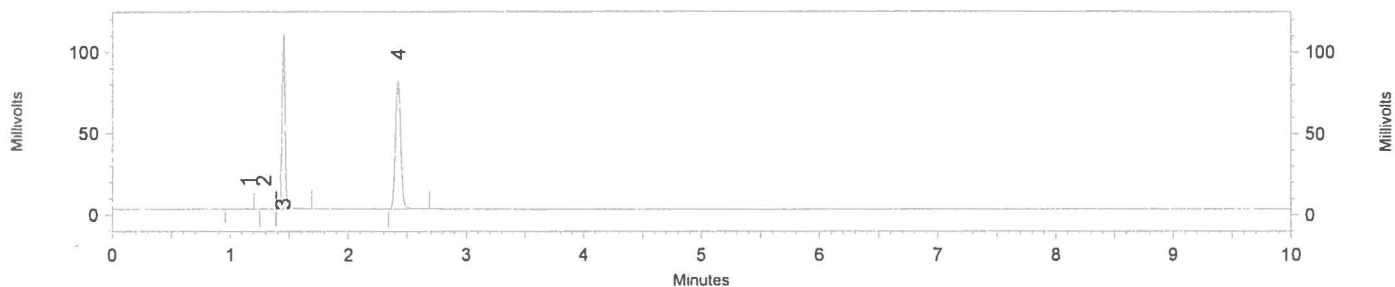
No.	Compound	Time (min.)	Peak Area (pA*s)	Conc. (g/100 ml)
1		0.910	5504	0.0000
2	n-Propanol	4.123	2278983	1.0000

**Texas Department of Public Safety**  
**El Paso Regional Crime Laboratory**

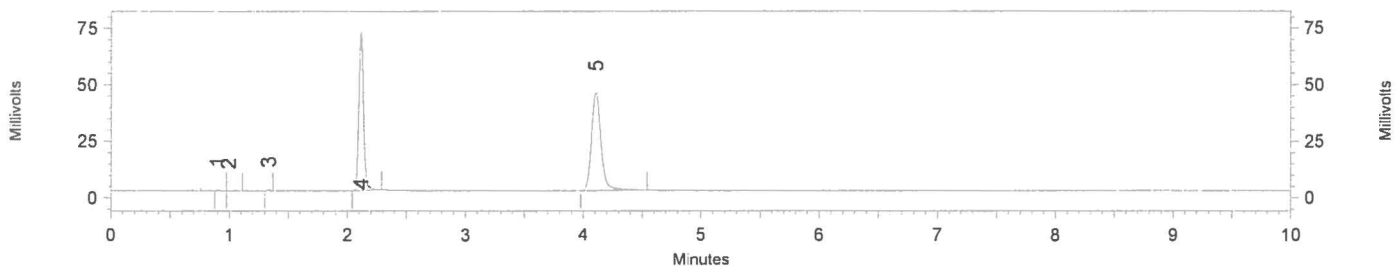
**Blood Alcohol Analysis Report**

Operator: **Ana Lilia Romero**  
 Acquired: 3/12/2014 8:13:16 PM  
 Sample: ELP-1312-02069-1  
 Vial : 24  
 Data File: C:\ChromQuest\Enterprise\Projects\Default\Data\BAC\ALRData\ALR031214\BAC\_ALR031214\_024.dat  
 Instrument: Thermo Trace GC Ultra/TriPlus HS (S/N: 320080876)

ALP

**Channel 1**Column: Restek Rtx-BAC1, 30 m x 0.53 mm x 3  $\mu$ m (SN: 1139213)

No.	Compound	Time (min.)	Peak Area (pA*s)	Conc. (g/100 ml)
1	Methanol	1.153	20317	0.0000
2	Acetaldehyde	1.288	13943	0.0000
3	Ethanol	1.452	1973219	0.1965
4	n-Propanol	2.422	2487446	1.0000

**Channel 2**Column: Restek Rtx-BAC2, 30 m x 0.53 mm x 2  $\mu$ m (SN: 1139862)

No.	Compound	Time (min.)	Peak Area (pA*s)	Conc. (g/100 ml)
1		0.898	7542	0.0000
2		0.995	7069	0.0000
3	Acetaldehyde	1.335	11457	0.0000
4	Ethanol	2.115	1940618	0.1849
5	n-Propanol	4.108	2440943	1.0000

**Texas Department of Public Safety**  
**El Paso Regional Crime Laboratory**

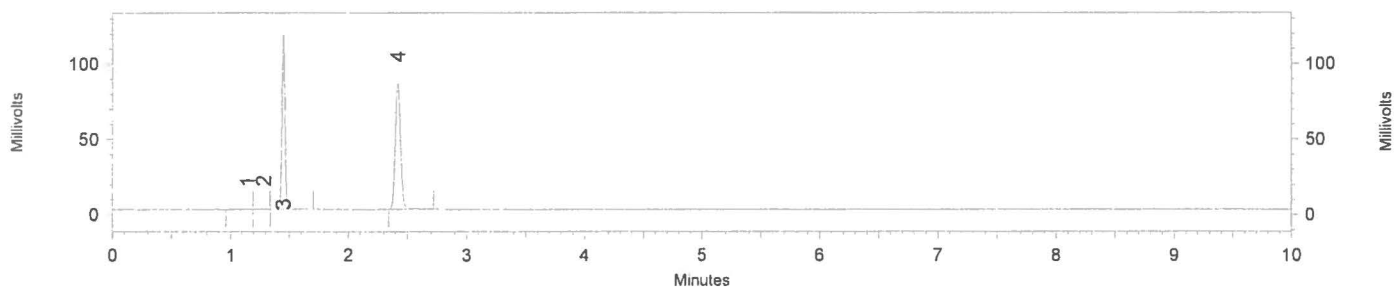
*ALR*

**Blood Alcohol Analysis Report**

Operator: Ana Lilia Romero  
 Acquired: 3/12/2014 8:26:47 PM  
 Sample: ELP-1312-02069-2  
 Vial: 25  
 Data File: C:\ChromQuest\Enterprise\Projects\Default\Data\BAC\ALRData\ALR031214\BAC\_ALR031214\_025.dat  
 Instrument: Thermo Trace GC Ultra/TriPlus HS (S/N: 320080876)

**Channel 1**

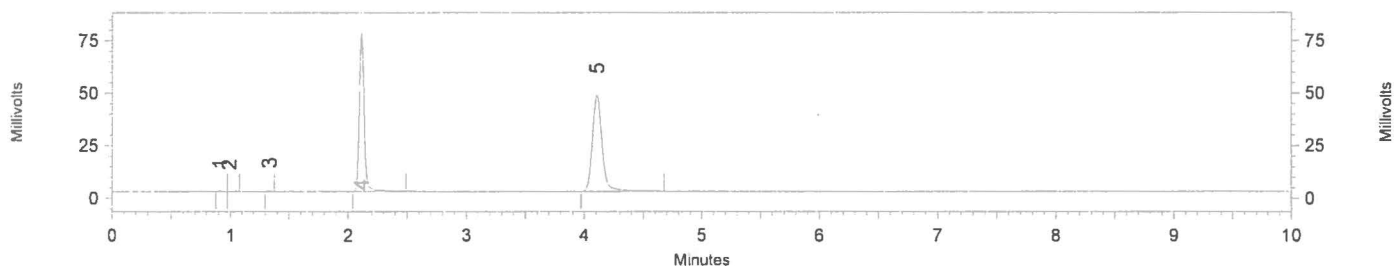
Column: Restek Rtx-BAC1, 30 m x 0.53 mm x 3  $\mu$ m (SN: 1139213)



No.	Compound	Time (min.)	Peak Area (pA*s)	Conc. (g/100 ml)
1	Methanol	1.152	37263	0.0000
2	Acetaldehyde	1.287	23704	0.0000
3	Ethanol	1.452	2111367	0.1974
4	n-Propanol	2.420	2648943	1.0000

**Channel 2**

Column: Restek Rtx-BAC2, 30 m x 0.53 mm x 2  $\mu$ m (SN: 1139862)



No.	Compound	Time (min.)	Peak Area (pA*s)	Conc. (g/100 ml)
1		0.910	6640	0.0000
2		0.992	5471	0.0000
3	Acetaldehyde	1.335	12335	0.0000
4	Ethanol	2.115	2131448	0.1889
5	n-Propanol	4.105	2624896	1.0000

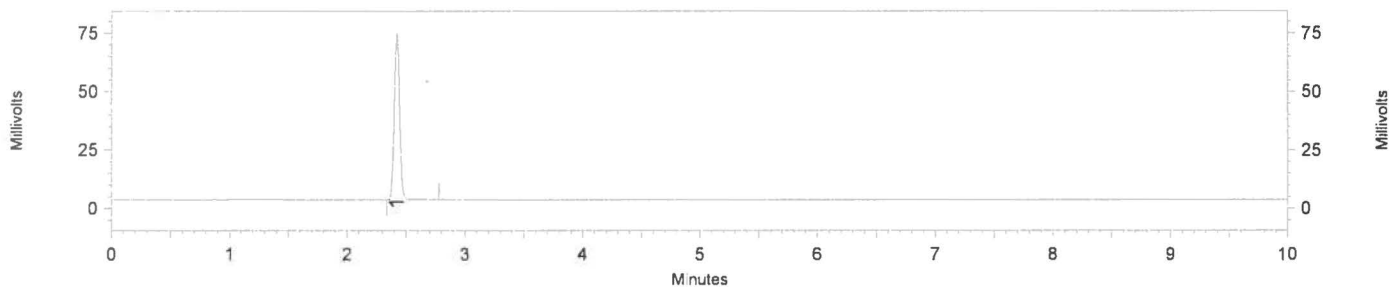


**Texas Department of Public Safety  
El Paso Regional Crime Laboratory**

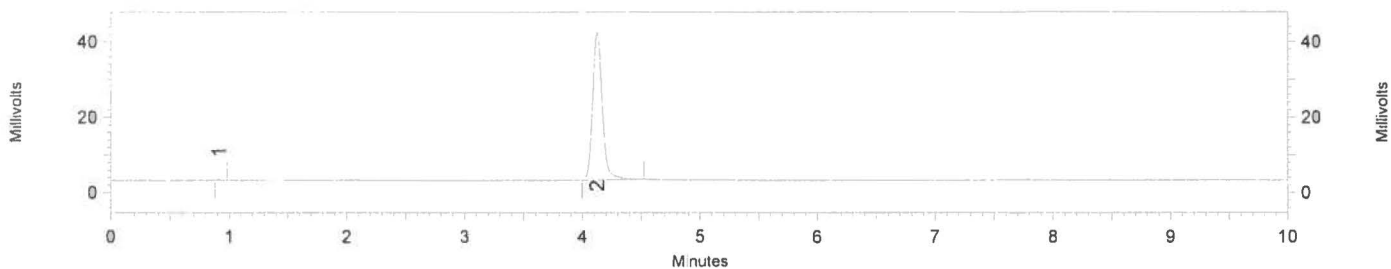
**Blood Alcohol Analysis Report**

Operator: **Ana Lilia Romero**  
 Acquired: 3/12/2014 8:40:24 PM  
 Sample: Method Blank (ALR 2013-09-27-198) ELP-1312-02070  
 Vial : 26  
 Data File: C:\ChromQuest\Enterprise\Projects\Default\Data\BAC\ALRData\ALR031214\BAC\_ALR031214\_026.dat  
 Instrument: Thermo Trace GC Ultra/TriPlus HS (S/N: 320080876)

ALR

**Channel 1**Column: Restek Rtx-BAC1, 30 m x 0.53 mm x 3  $\mu$ m (SN: 1139213)

No.	Compound	Time (min.)	Peak Area (pA*s)	Conc. (g/100 ml)
1	n-Propanol	2.422	2278507	1.0000

**Channel 2**Column: Restek Rtx-BAC2, 30 m x 0.53 mm x 2  $\mu$ m (SN: 1139862)

No.	Compound	Time (min.)	Peak Area (pA*s)	Conc. (g/100 ml)
1		0.912	6057	0.0000
2	n-Propanol	4.123	2241572	1.0000

**Texas Department of Public Safety**  
**EI Paso Regional Crime Laboratory**

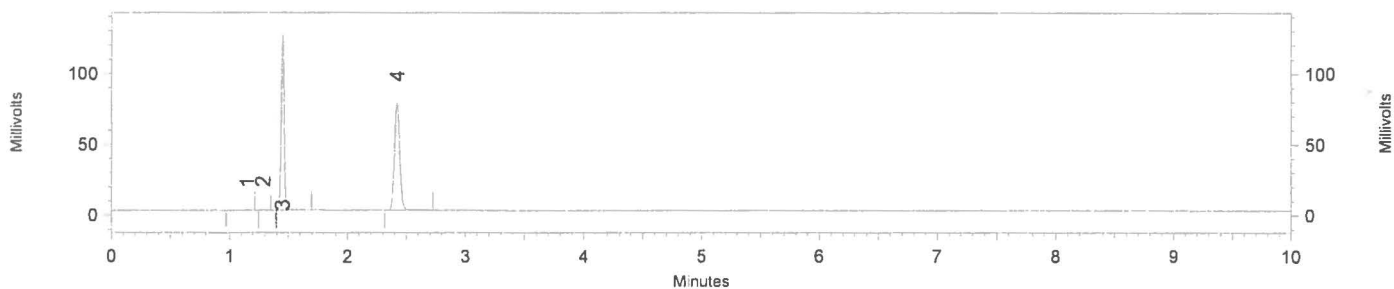
**Blood Alcohol Analysis Report**

ALR

**Operator:** Ana Lilia Romero  
**Acquired:** 3/12/2014 8:54:00 PM  
**Sample:** ELP-1312-02070-1  
**Vial :** 27  
**Data File:** C:\ChromQuest\Enterprise\Projects\Default\Data\BAC\ALRData\ALR031214\BAC\_ALR031214\_027.dat  
**Instrument:** Thermo Trace GC Ultra/TriPlus HS (S/N: 320080876)

**Channel 1**

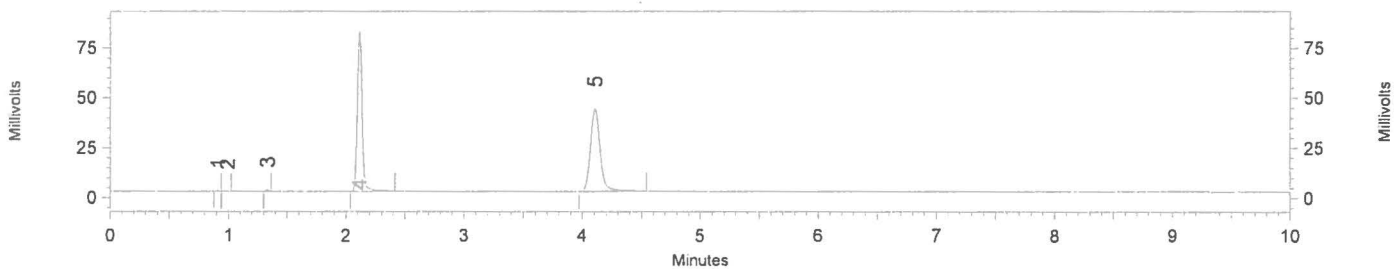
**Column:** Restek Rtx-BAC1, 30 m x 0.53 mm x 3  $\mu$ m (SN: 1139213)



No.	Compound	Time (min.)	Peak Area (pA*s)	Conc. (g/100 ml)
1	Methanol	1.150	20728	0.0000
2	Acetaldehyde	1.287	17916	0.0000
3	Ethanol	1.450	2256253	0.2338
4	n-Propanol	2.420	2390026	1.0000

**Channel 2**

**Column:** Restek Rtx-BAC2, 30 m x 0.53 mm x 2  $\mu$ m (SN: 1139862)



No.	Compound	Time (min.)	Peak Area (pA*s)	Conc. (g/100 ml)
1		0.912	5430	0.0000
2		0.992	2089	0.0000
3	Acetaldehyde	1.335	16284	0.0000
4	Ethanol	2.115	2262242	0.2252
5	n-Propanol	4.105	2337248	1.0000

**Texas Department of Public Safety**  
**El Paso Regional Crime Laboratory**

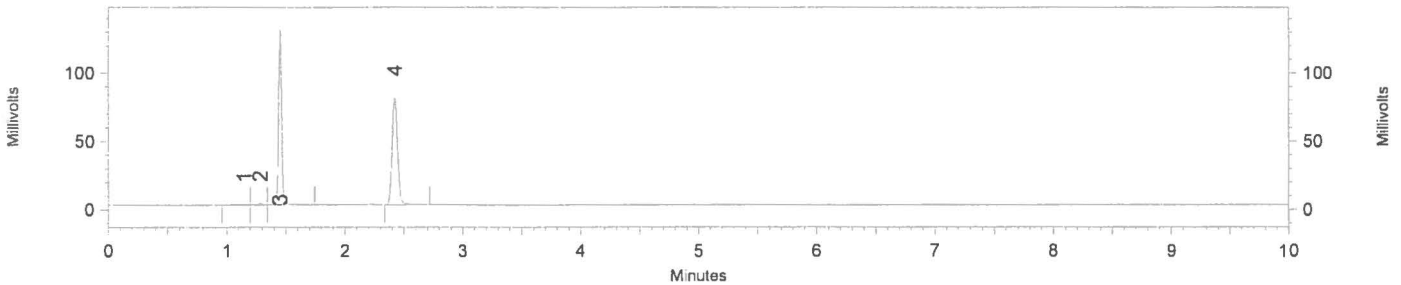
**Blood Alcohol Analysis Report**

Operator: **Ana Lilia Romero**  
 Acquired: 3/12/2014 9:07:40 PM  
 Sample: ELP-1312-02070-2  
 Vial : 28  
 Data File: C:\ChromQuest\Enterprise\Projects\Default\Data\BAC\ALRData\ALR031214\BAC\_ALR031214\_028.dat  
 Instrument: Thermo Trace GC Ultra/TriPlus HS (S/N: 320080876)

*AR*

**Channel 1**

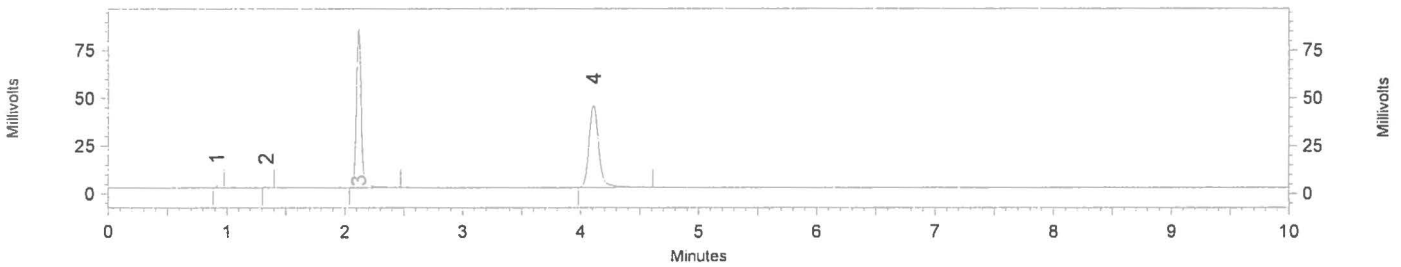
Column: Restek Rtx-BAC1, 30 m x 0.53 mm x 3  $\mu$ m (SN: 1139213)



No.	Compound	Time (min.)	Peak Area (pA*s)	Conc. (g/100 ml)
1	Methanol	1.150	39422	0.0000
2	Acetaldehyde	1.288	30087	0.0000
3	Ethanol	1.452	2352424	0.2341
4	n-Propanol	2.422	2488314	1.0000

**Channel 2**

Column: Restek Rtx-BAC2, 30 m x 0.53 mm x 2  $\mu$ m (SN: 1139862)



No.	Compound	Time (min.)	Peak Area (pA*s)	Conc. (g/100 ml)
1	Methanol	0.913	7029	0.0000
2	Acetaldehyde	1.335	17347	0.0000
3	Ethanol	2.117	2346948	0.2231
4	n-Propanol	4.107	2447483	1.0000

**Texas Department of Public Safety  
El Paso Regional Crime Laboratory**

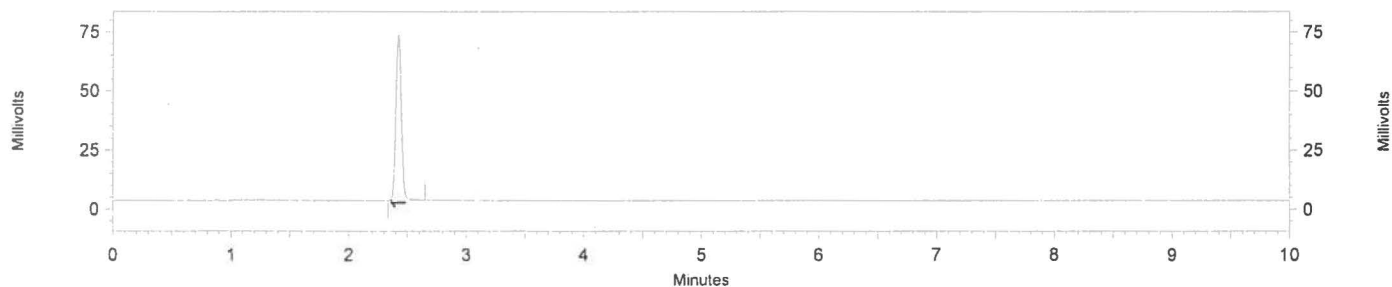
**Blood Alcohol Analysis Report**

ALR

**Operator:** Ana Lilia Romero  
**Acquired:** 3/12/2014 9:21:07 PM  
**Sample:** Method Blank (ALR 2013-09-27-198) ELP-1312-02071  
**Vial :** 29  
**Data File:** C:\ChromQuest\Enterprise\Projects\Default\Data\BAC\ALRData\ALR031214\BAC\_ALR031214\_029.dat  
**Instrument:** Thermo Trace GC Ultra/TriPlus HS (S/N: 320080876)

**Channel 1**

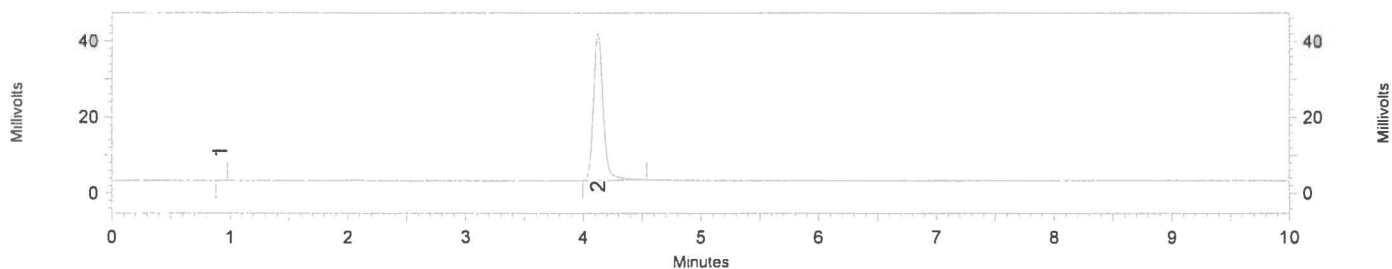
**Column:** Restek Rtx-BAC1, 30 m x 0.53 mm x 3  $\mu$ m (SN: 1139213)



No.	Compound	Time (min.)	Peak Area (pA*s)	Conc. (g/100 ml)
1	n-Propanol	2.423	2236968	1.0000

**Channel 2**

**Column:** Restek Rtx-BAC2, 30 m x 0.53 mm x 2  $\mu$ m (SN: 1139862)



No.	Compound	Time (min.)	Peak Area (pA*s)	Conc. (g/100 ml)
1		0.912	5621	0.0000
2	n-Propanol	4.125	2225110	1.0000

**Texas Department of Public Safety**  
**El Paso Regional Crime Laboratory**

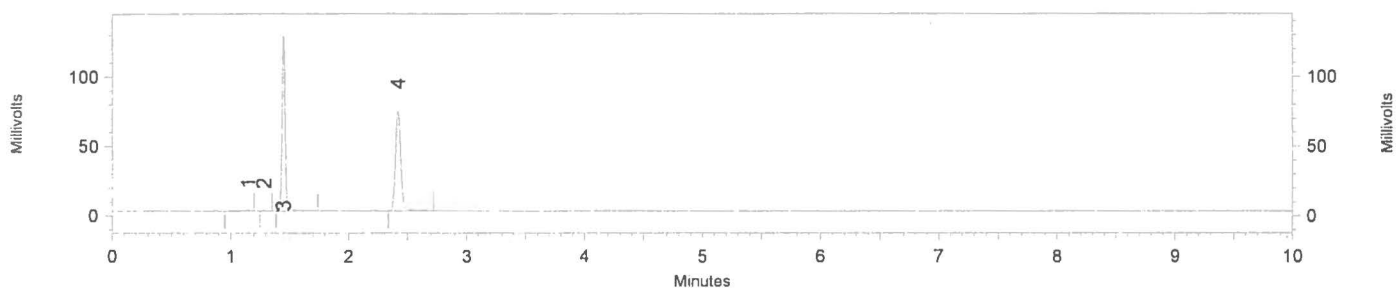
**Blood Alcohol Analysis Report**

Operator: **Ana Lilia Romero**  
 Acquired: 3/12/2014 9:34:48 PM  
 Sample: ELP-1312-02071-1  
 Vial : 30  
 Data File: C:\ChromQuest\Enterprise\Projects\Default\Data\BAC\ALRData\ALR031214\BAC\_ALR031214\_030.dat  
 Instrument: Thermo Trace GC Ultra/TriPlus HS (S/N: 320080876)

*ALR*

**Channel 1**

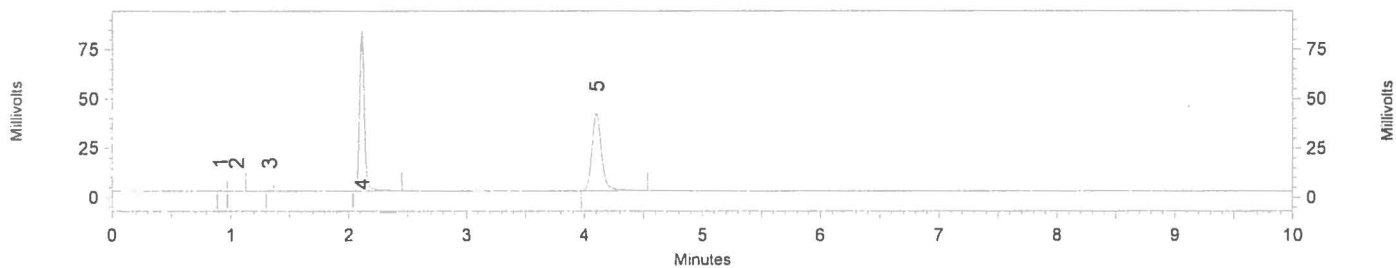
Column: Restek Rtx-BAC1, 30 m x 0.53 mm x 3  $\mu$ m (SN: 1139213)



No.	Compound	Time (min.)	Peak Area (pA*s)	Conc. (g/100 ml)
1	Methanol	1.152	19151	0.0000
2	Acetaldehyde	1.288	8380	0.0000
3	Ethanol	1.450	2284297	0.2480
4	n-Propanol	2.418	2281439	1.0000

**Channel 2**

Column: Restek Rtx-BAC2, 30 m x 0.53 mm x 2  $\mu$ m (SN: 1139862)



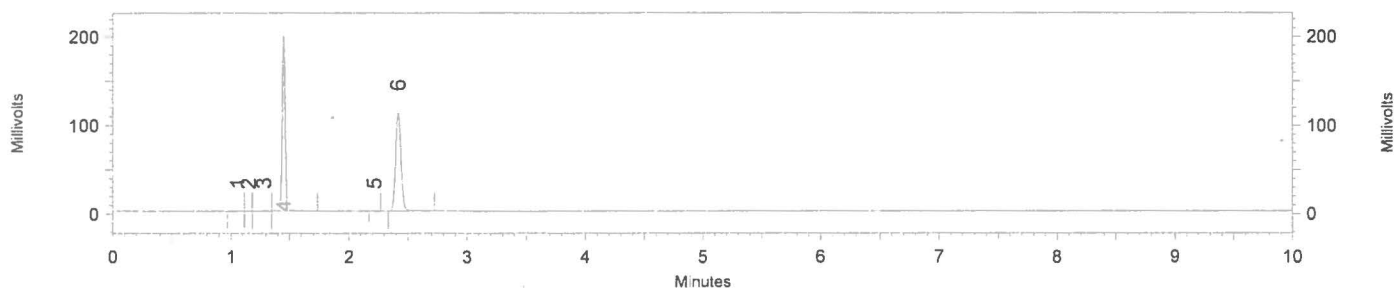
No.	Compound	Time (min.)	Peak Area (pA*s)	Conc. (g/100 ml)
1		0.912	5753	0.0000
2		1.052	7220	0.0000
3	Acetaldehyde	1.333	6311	0.0000
4	Ethanol	2.113	2285804	0.2381
5	n-Propanol	4.105	2233098	1.0000

**Texas Department of Public Safety  
El Paso Regional Crime Laboratory**

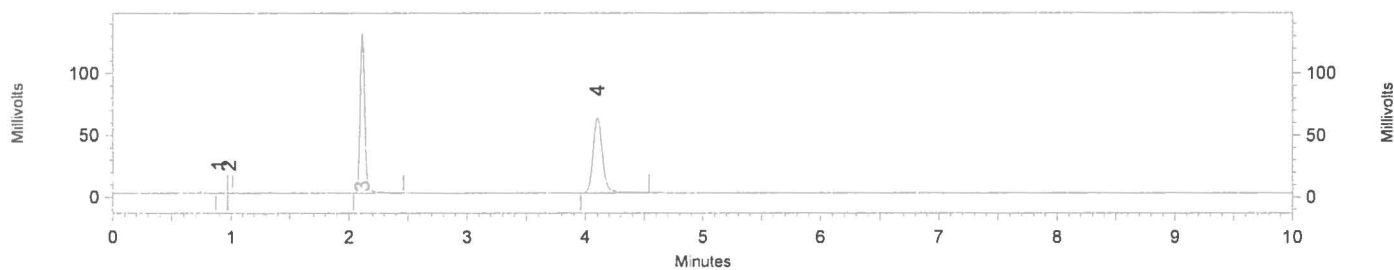
**Blood Alcohol Analysis Report**

Operator: **Ana Lilia Romero**  
 Acquired: 3/12/2014 9:48:28 PM  
 Sample: ELP-1312-02071-2  
 Vial : 31  
 Data File: C:\ChromQuest\Enterprise\Projects\Default\Data\BAC\ALRData\ALR031214\BAC\_ALR031214\_031.dat  
 Instrument: Thermo Trace GC Ultra/TriPlus HS (S/N: 320080876)

*ALR*

**Channel 1**Column: Restek Rtx-BAC1, 30 m x 0.53 mm x 3  $\mu$ m (SN: 1139213)

No.	Compound	Time (min.)	Peak Area (pA*s)	Conc. (g/100 ml)
1		1.057	22758	0.0000
2	Methanol	1.153	11865	0.0000
3	Acetaldehyde	1.285	19621	0.0000
4	Ethanol	1.450	3566727	0.2531
5	Acetone	2.217	10333	0.0000
6	n-Propanol	2.418	3490258	1.0000

**Channel 2**Column: Restek Rtx-BAC2, 30 m x 0.53 mm x 2  $\mu$ m (SN: 1139862)

No.	Compound	Time (min.)	Peak Area (pA*s)	Conc. (g/100 ml)
1		0.898	7050	0.0000
2		0.982	1856	0.0000
3	Ethanol	2.113	3541966	0.2427
4	n-Propanol	4.102	3394981	1.0000

**Texas Department of Public Safety  
El Paso Regional Crime Laboratory**

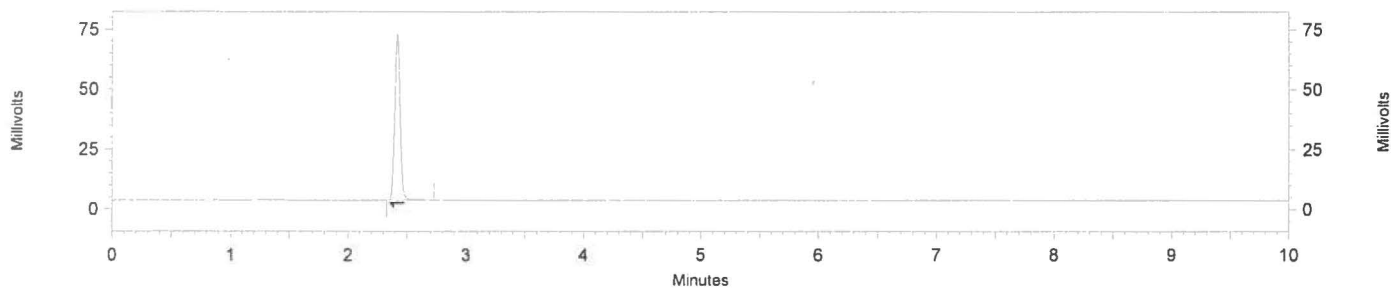
**Blood Alcohol Analysis Report**

Operator: **Ana Lilia Romero**  
 Acquired: 3/12/2014 10:02:04 PM  
 Sample: Method Blank (ALR 2013-09-27-198) ELP-1312-02072  
 Vial : 32  
 Data File: C:\ChromQuest\Enterprise\Projects\Default\Data\BAC\ALRData\ALR031214\BAC\_ALR031214\_032.dat  
 Instrument: Thermo Trace GC Ultra/TriPlus HS (S/N: 320080876)

*ALR*

**Channel 1**

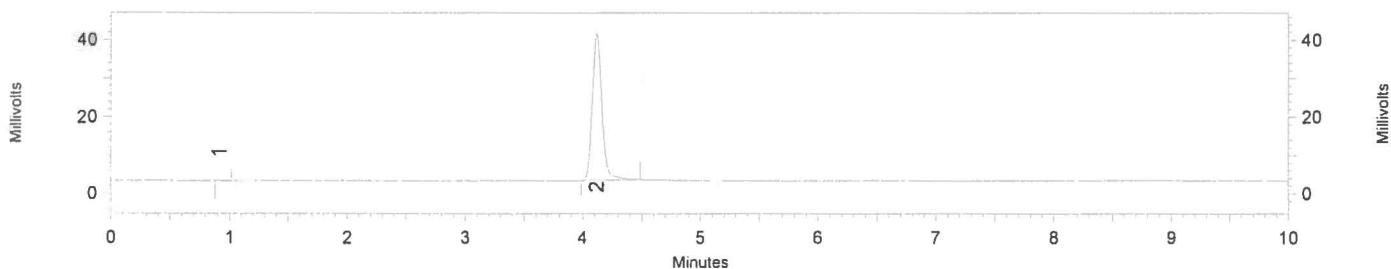
Column: Restek Rtx-BAC1, 30 m x 0.53 mm x 3  $\mu$ m (SN: 1139213)



No.	Compound	Time (min.)	Peak Area (pA*s)	Conc. (g/100 ml)
1	n-Propanol	2.420	2213877	1.0000

**Channel 2**

Column: Restek Rtx-BAC2, 30 m x 0.53 mm x 2  $\mu$ m (SN: 1139862)



No.	Compound	Time (min.)	Peak Area (pA*s)	Conc. (g/100 ml)
1		0.912	6395	0.0000
2	n-Propanol	4.117	2177300	1.0000

**Texas Department of Public Safety**  
**El Paso Regional Crime Laboratory**

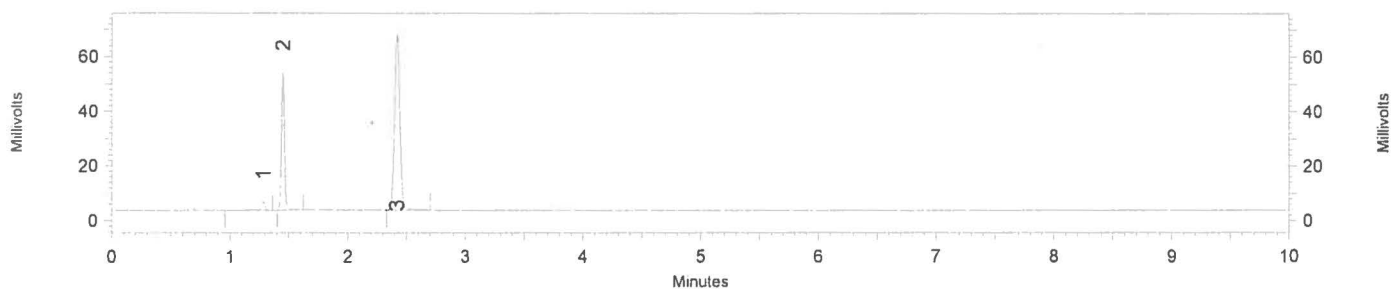
**Blood Alcohol Analysis Report**

*ALR*

Operator: **Ana Lilia Romero**  
 Acquired: 3/12/2014 10:15:46 PM  
 Sample: ELP-1312-02072-1  
 Vial : 33  
 Data File: C:\ChromQuest\Enterprise\Projects\Default\Data\BAC\ALRData\VALR031214\BAC\_ALR031214\_033.dat  
 Instrument: Thermo Trace GC Ultra/TriPlus HS (S/N: 320080876)

**Channel 1**

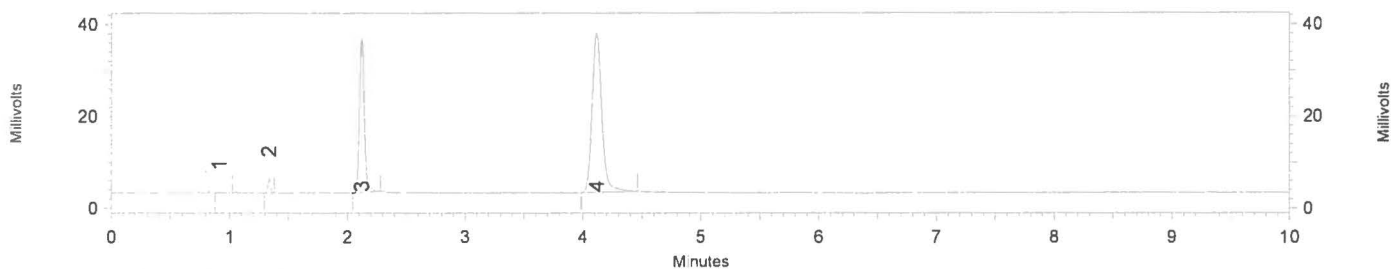
Column: Restek Rtx-BAC1, 30 m x 0.53 mm x 3  $\mu$ m (SN: 1139213)



No.	Compound	Time (min.)	Peak Area (pA*s)	Conc. (g/100 ml)
1	Acetaldehyde	1.287	75836	0.0000
2	Ethanol	1.450	940730	0.1144
3	n-Propanol	2.418	2037099	1.0000

**Channel 2**

Column: Restek Rtx-BAC2, 30 m x 0.53 mm x 2  $\mu$ m (SN: 1139862)



No.	Compound	Time (min.)	Peak Area (pA*s)	Conc. (g/100 ml)
1		0.912	6336	0.0000
2	Acetaldehyde	1.337	50424	0.0000
3	Ethanol	2.120	946120	0.1119
4	n-Propanol	4.117	1967545	1.0000



**Texas Department of Public Safety  
El Paso Regional Crime Laboratory**

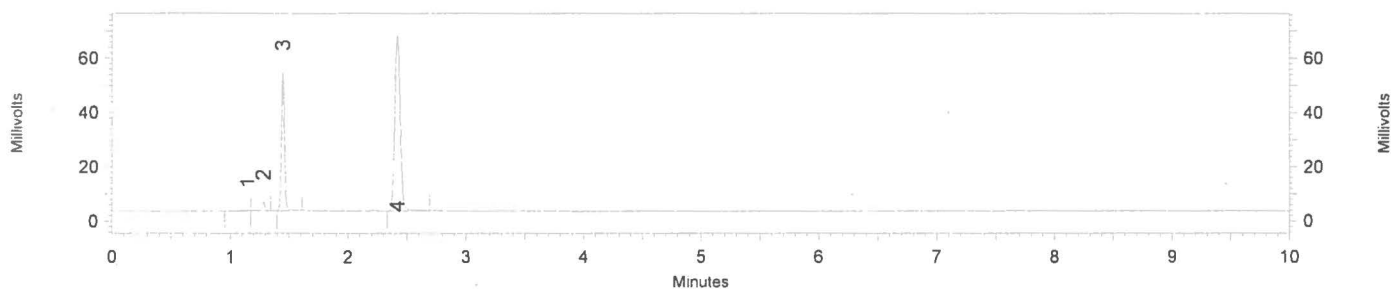
**Blood Alcohol Analysis Report**

Operator: Ana Lilia Romero  
 Acquired: 3/12/2014 10:29:36 PM  
 Sample: ELP-1312-02072-2  
 Vial : 34  
 Data File: C:\ChromQuest\Enterprise\Projects\Default\Data\BAC\ALRData\ALR031214\BAC\_ALR031214\_034.dat  
 Instrument: Thermo Trace GC Ultra/TriPlus HS (S/N: 320080876)

ALR

**Channel 1**

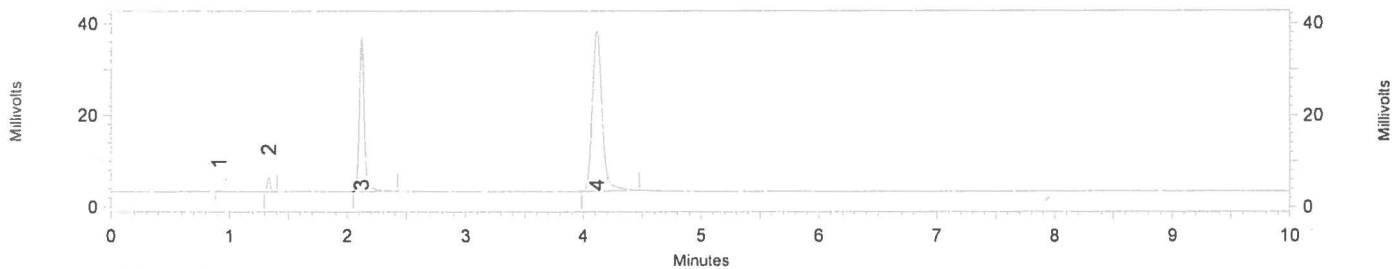
Column: Restek Rtx-BAC1, 30 m x 0.53 mm x 3  $\mu$ m (SN: 1139213)



No.	Compound	Time (min.)	Peak Area (pA*s)	Conc. (g/100 ml)
1	Methanol	1.148	22113	0.0000
2	Acetaldehyde	1.285	61897	0.0000
3	Ethanol	1.448	942440	0.1140
4	n-Propanol	2.417	2047977	1.0000

**Channel 2**

Column: Restek Rtx-BAC2, 30 m x 0.53 mm x 2  $\mu$ m (SN: 1139862)



No.	Compound	Time (min.)	Peak Area (pA*s)	Conc. (g/100 ml)
1		0.910	5999	0.0000
2	Acetaldehyde	1.335	51941	0.0000
3	Ethanol	2.118	985481	0.1154
4	n-Propanol	4.113	1987002	1.0000

**Texas Department of Public Safety  
El Paso Regional Crime Laboratory**

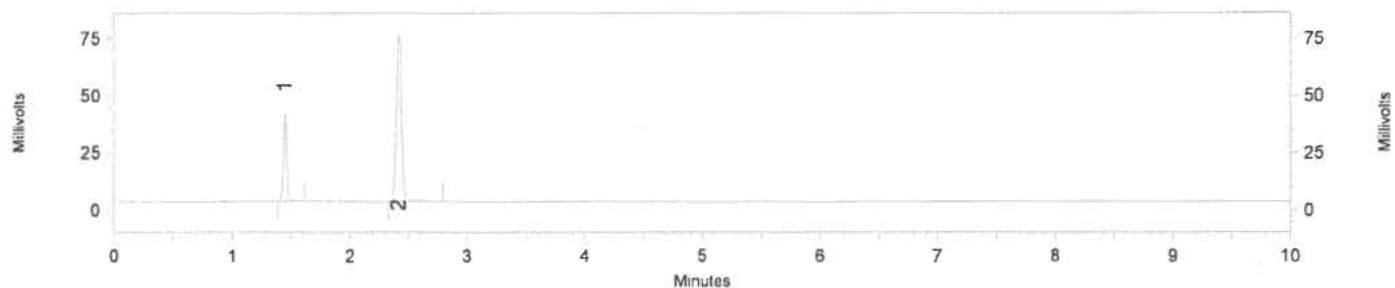
**Blood Alcohol Analysis Report**

Operator: **Ana Lilia Romero**  
 Acquired: 3/12/2014 10:43:26 PM  
 Sample: 0.080 Control (Lipomed 14112011-A)  
 Vial : 35  
 Data File: C:\ChromQuest\Enterprise\Projects\Default\Data\BAC\ALRData\ALR031214\BAC\_ALR031214\_035.dat  
 Instrument: Thermo Trace GC Ultra/TriPlus HS (S/N: 320080876)

*ALR*

**Channel 1**

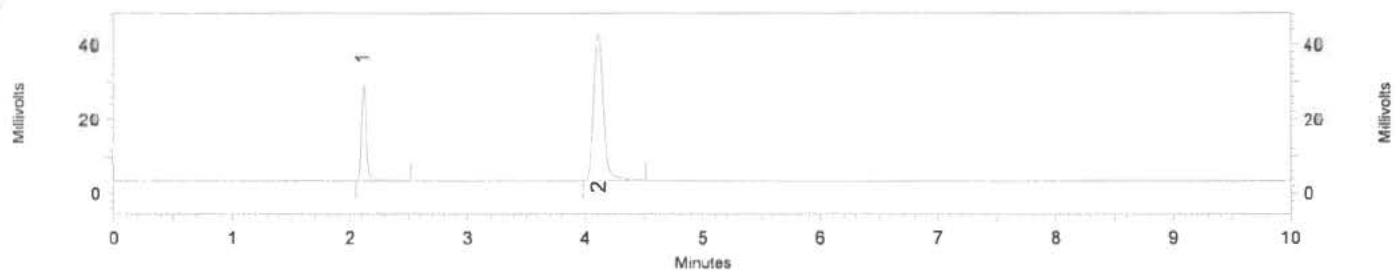
Column: Restek Rtx-BAC1, 30 m x 0.53 mm x 3  $\mu$ m (SN: 1139213)



No.	Compound	Time (min.)	Peak Area (pA*s)	Conc. (g/100 ml)
1	Ethanol	1.448	724530	0.0774
2	n-Propanol	2.417	2317832	1.0000

**Channel 2**

Column: Restek Rtx-BAC2, 30 m x 0.53 mm x 2  $\mu$ m (SN: 1139862)



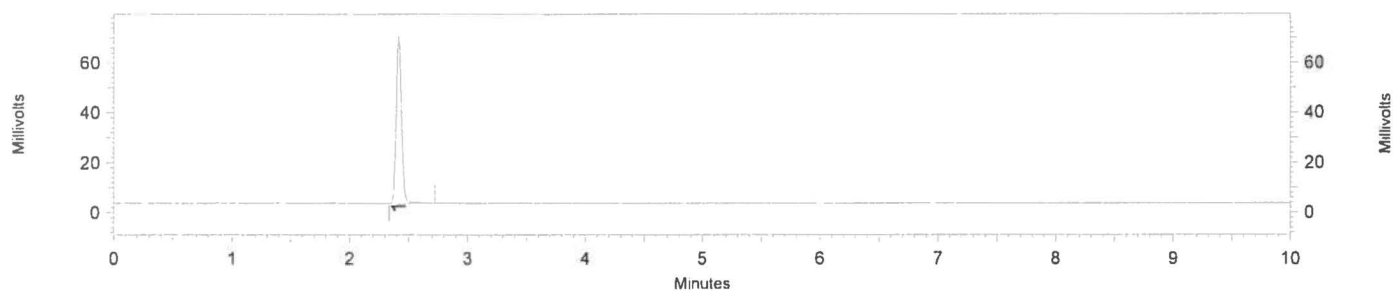
No.	Compound	Time (min.)	Peak Area (pA*s)	Conc. (g/100 ml)
1	Ethanol	2.118	766126	0.0793
2	n-Propanol	4.113	2247884	1.0000

**Texas Department of Public Safety  
El Paso Regional Crime Laboratory**

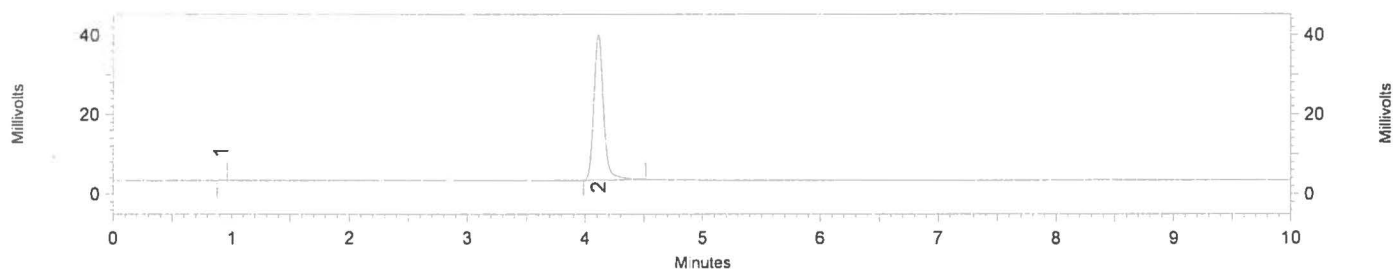
**Blood Alcohol Analysis Report**

Operator: **Ana Lilia Romero**  
 Acquired: 3/12/2014 10:57:18 PM  
 Sample: Method Blank (ALR 2013-09-27-198) ELP-1312-02073  
 Vial : 36  
 Data File: C:\ChromQuest\Enterprise\Projects\Default\Data\BAC\ALRData\ALR031214\BAC\_ALR031214\_036.dat  
 Instrument: Thermo Trace GC Ultra/TriPlus HS (S/N: 320080876)

ALR

**Channel 1**Column: Restek Rtx-BAC1, 30 m x 0.53 mm x 3  $\mu$ m (SN: 1139213)

No.	Compound	Time (min.)	Peak Area (pA*s)	Conc. (g/100 ml)
1	n-Propanol	2.417	2123603	1.0000

**Channel 2**Column: Restek Rtx-BAC2, 30 m x 0.53 mm x 2  $\mu$ m (SN: 1139862)

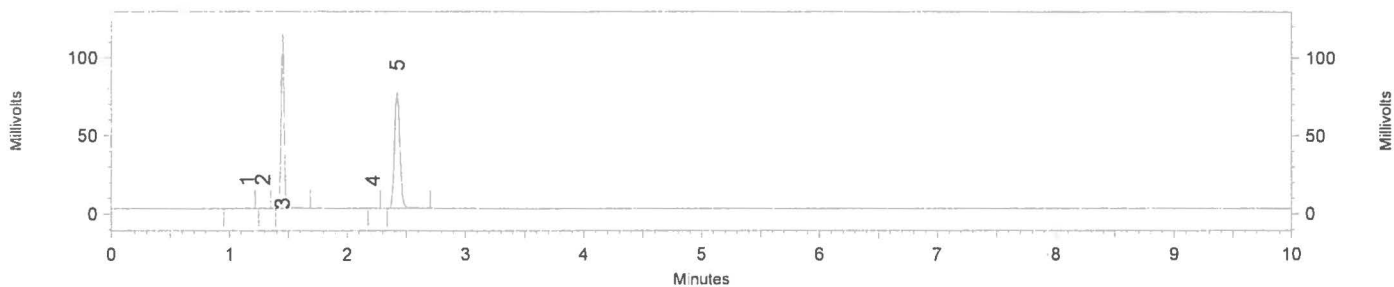
No.	Compound	Time (min.)	Peak Area (pA*s)	Conc. (g/100 ml)
1		0.910	5313	0.0000
2	n-Propanol	4.110	2097116	1.0000

**Texas Department of Public Safety  
El Paso Regional Crime Laboratory**

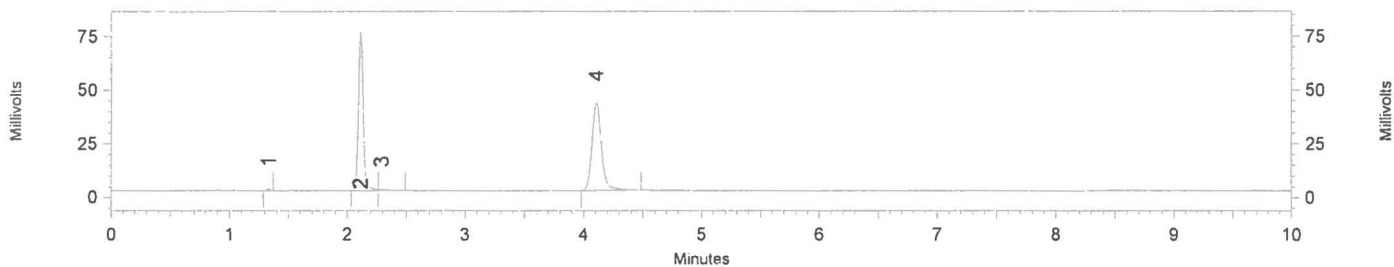
**Blood Alcohol Analysis Report**

Operator: **Ana Lilia Romero**  
 Acquired: 3/12/2014 11:11:09 PM  
 Sample: ELP-1312-02073-1  
 Vial : 37  
 Data File: C:\ChromQuest\Enterprise\Projects\Default\Data\BAC\ALRData\ALR031214\BAC\_ALR031214\_037.dat  
 Instrument: Thermo Trace GC Ultra/TriPlus HS (S/N: 320080876)

ALR

**Channel 1**Column: Restek Rtx-BAC1, 30 m x 0.53 mm x 3  $\mu$ m (SN: 1139213)

No.	Compound	Time (min.)	Peak Area (pA*s)	Conc. (g/100 ml)
1	Methanol	1.150	20596	0.0000
2	Acetaldehyde	1.288	19763	0.0000
3	Ethanol	1.450	2082229	0.2181
4	Acetone	2.217	11067	0.0000
5	n-Propanol	2.422	2364064	1.0000

**Channel 2**Column: Restek Rtx-BAC2, 30 m x 0.53 mm x 2  $\mu$ m (SN: 1139862)

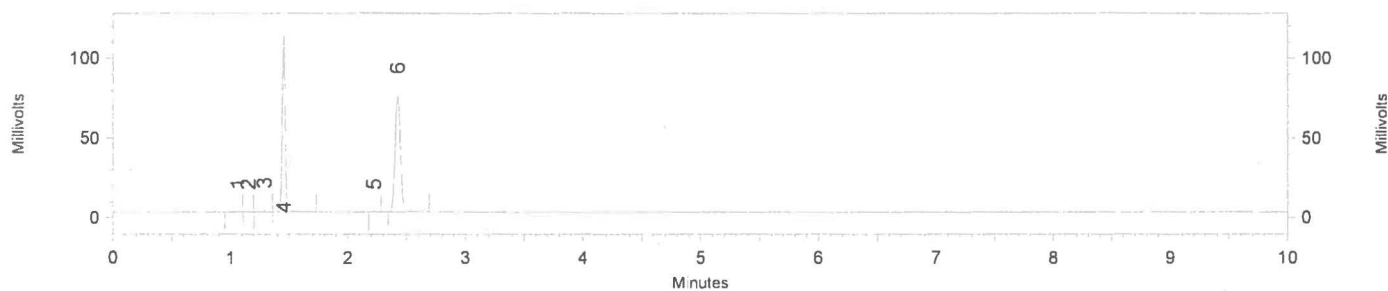
No.	Compound	Time (min.)	Peak Area (pA*s)	Conc. (g/100 ml)
1	Acetaldehyde	1.333	17655	0.0000
2	Ethanol	2.113	2078408	0.2096
3	Acetone	2.288	34442	0.0000
4	n-Propanol	4.105	2306428	1.0000

**Texas Department of Public Safety  
El Paso Regional Crime Laboratory**

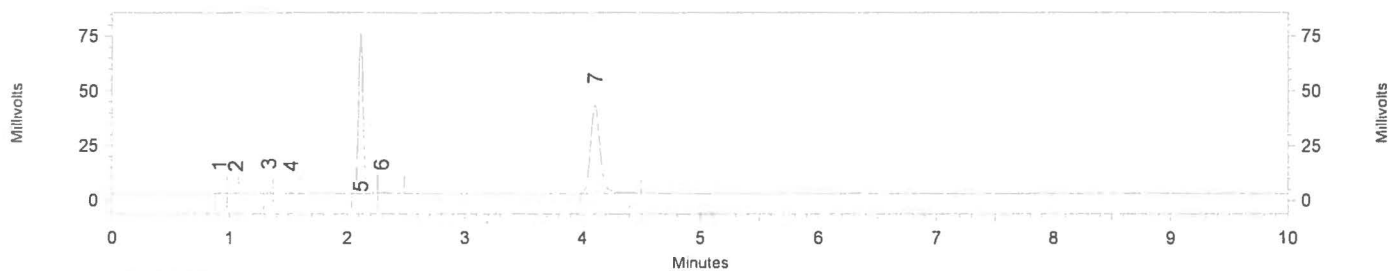
**Blood Alcohol Analysis Report**

NR

Operator: Ana Lilia Romero  
 Acquired: 3/12/2014 11:24:59 PM  
 Sample: ELP-1312-02073-2  
 Vial : 38  
 Data File: C:\ChromQuest\Enterprise\Projects\Default\Data\BAC\ALRData\ALR031214\BAC\_ALR031214\_038.dat  
 Instrument: Thermo Trace GC Ultra/TriPlus HS (S/N: 320080876)

**Channel 1**Column: Restek Rtx-BAC1, 30 m x 0.53 mm x 3  $\mu$ m (SN: 1139213)

No.	Compound	Time (min.)	Peak Area (pA*s)	Conc. (g/100 ml)
1		1.060	22786	0.0000
2	Methanol	1.153	14776	0.0000
3	Acetaldehyde	1.290	29738	0.0000
4	Ethanol	1.453	2067178	0.2192
5	Acetone	2.222	10837	0.0000
6	n-Propanol	2.423	2335446	1.0000

**Channel 2**Column: Restek Rtx-BAC2, 30 m x 0.53 mm x 2  $\mu$ m (SN: 1139862)

No.	Compound	Time (min.)	Peak Area (pA*s)	Conc. (g/100 ml)
1		0.910	6215	0.0000
2		1.052	5399	0.0000
3	Acetaldehyde	1.335	17616	0.0000
4		1.523	8620	0.0000
5	Ethanol	2.115	2049594	0.2084
6	Acetone	2.293	32774	0.0000
7	n-Propanol	4.107	2287493	1.0000

**Texas Department of Public Safety  
El Paso Regional Crime Laboratory**

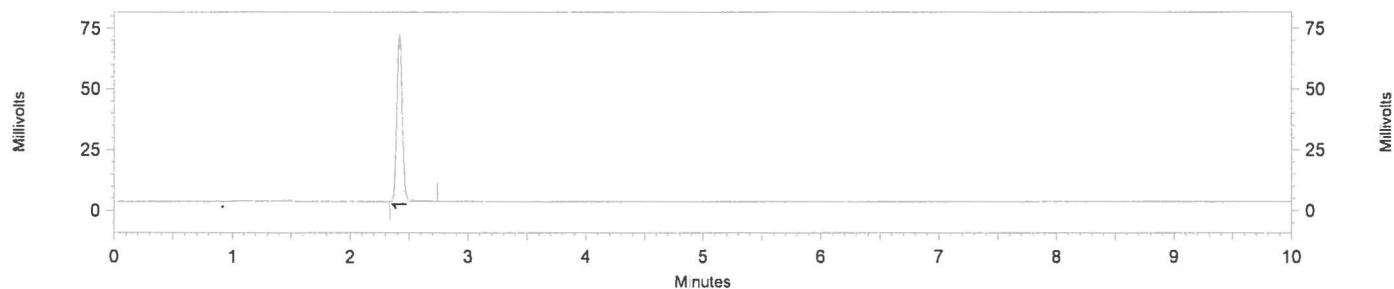
**Blood Alcohol Analysis Report**

*ALR*

Operator: **Ana Lilia Romero**  
 Acquired: 3/12/2014 11:38:50 PM  
 Sample: Method Blank (ALR 2013-09-27-198) ELP-1312-02074  
 Vial : 39  
 Data File: C:\ChromQuest\Enterprise\Projects\Default\Data\BAC\ALRData\ALR031214\BAC\_ALR031214\_039.dat  
 Instrument: Thermo Trace GC Ultra/TriPlus HS (S/N: 320080876)

**Channel 1**

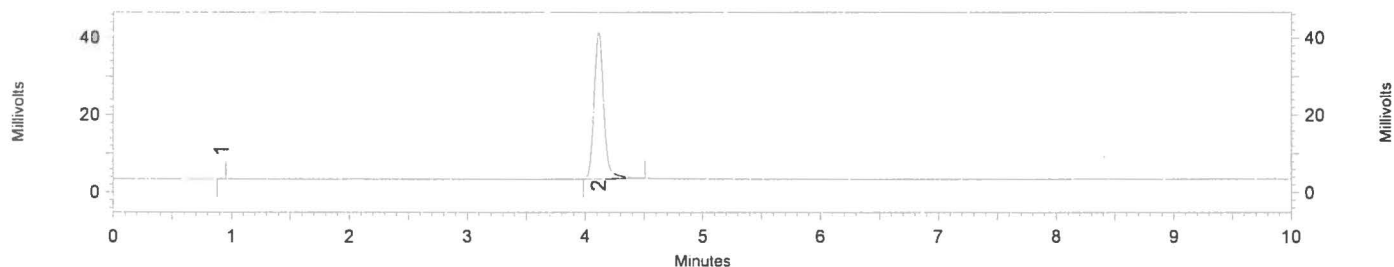
Column: Restek Rtx-BAC1, 30 m x 0.53 mm x 3  $\mu$ m (SN: 1139213)



No.	Compound	Time (min.)	Peak Area (pA*s)	Conc. (g/100 ml)
1	n-Propanol	2.418	2183950	1.0000

**Channel 2**

Column: Restek Rtx-BAC2, 30 m x 0.53 mm x 2  $\mu$ m (SN: 1139862)



No.	Compound	Time (min.)	Peak Area (pA*s)	Conc. (g/100 ml)
1		0.912	5316	0.0000
2	n-Propanol	4.112	2155571	1.0000

**Texas Department of Public Safety  
El Paso Regional Crime Laboratory**

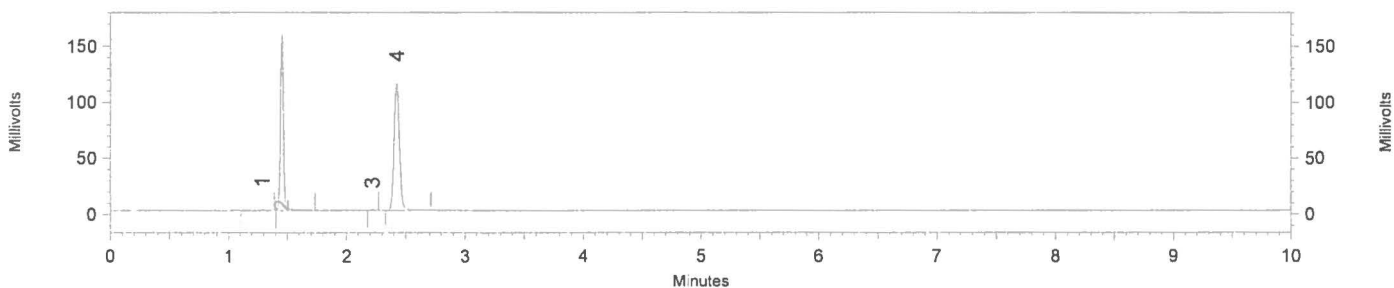
**Blood Alcohol Analysis Report**

Operator: **Ana Lilia Romero**  
 Acquired: 3/12/2014 11:52:43 PM  
 Sample: ELP-1312-02074-1  
 Vial : 40  
 Data File: C:\ChromQuest\Enterprise\Projects\Default\Data\BAC\ALRData\ALR031214\BAC\_ALR031214\_040.dat  
 Instrument: Thermo Trace GC Ultra/TriPlus HS (S/N: 320080876)

ALR

**Channel 1**

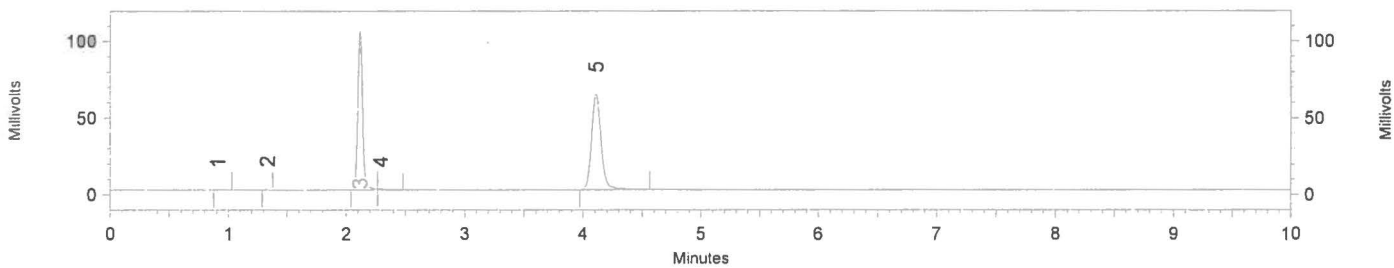
Column: Restek Rtx-BAC1, 30 m x 0.53 mm x 3 µm (SN: 1139213)



No.	Compound	Time (min.)	Peak Area (pA*s)	Conc. (g/100 ml)
1	Acetaldehyde	1.290	24078	0.0000
2	Ethanol	1.453	2887894	0.1999
3	Acetone	2.220	9001	0.0000
4	n-Propanol	2.423	3577065	1.0000

**Channel 2**

Column: Restek Rtx-BAC2, 30 m x 0.53 mm x 2 µm (SN: 1139862)



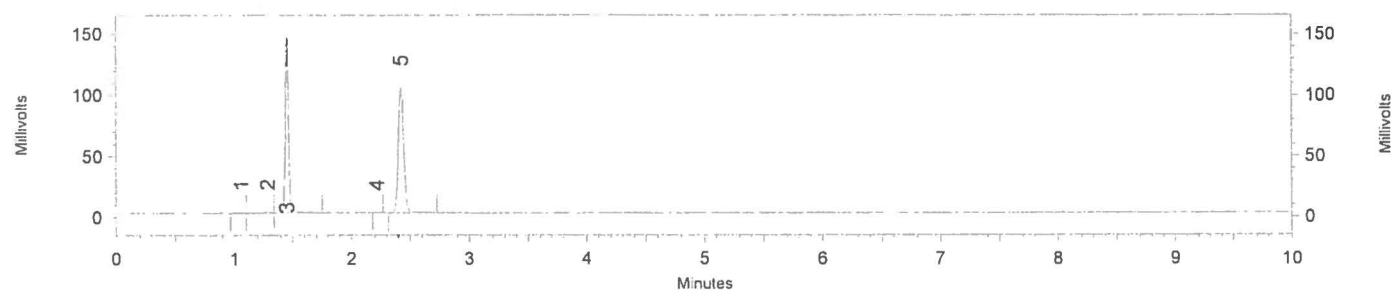
No.	Compound	Time (min.)	Peak Area (pA*s)	Conc. (g/100 ml)
1		0.910	6871	0.0000
2	Acetaldehyde	1.333	17228	0.0000
3	Ethanol	2.117	2849593	0.1901
4	Acetone	2.288	36342	0.0000
5	n-Propanol	4.108	3486928	1.0000

**Texas Department of Public Safety  
El Paso Regional Crime Laboratory**

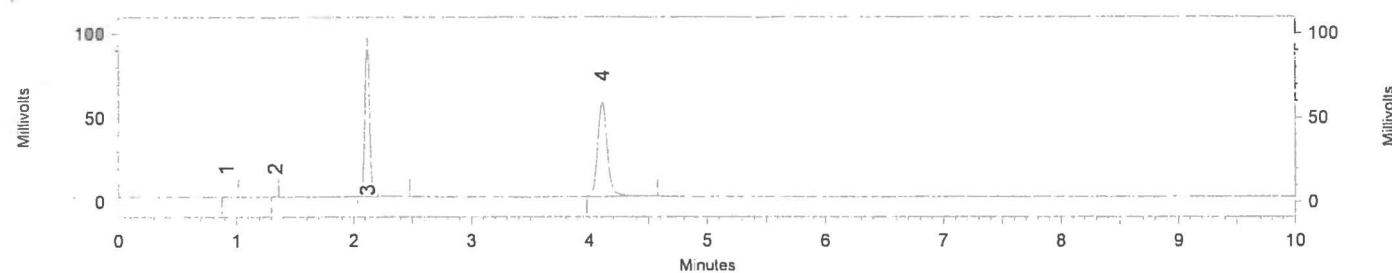
**Blood Alcohol Analysis Report**

Operator: Ana Lilia Romero  
 Acquired: 3/13/2014 12:06:35 AM  
 Sample: ELP-1312-02074-2  
 Vial : 41  
 Data File: C:\ChromQuest\Enterprise\Projects\Default\Data\BAC\ALRData\ALR031214\BAC\_ALR031214\_041.dat  
 Instrument: Thermo Trace GC Ultra/TriPlus HS (S/N: 320080876)

*AR*

**Channel 1**Column Restek Rtx-BAC1, 30 m x 0.53 mm x 3  $\mu$ m (SN: 1139213)

No.	Compound	Time (min.)	Peak Area (pA*s)	Conc. (g/100 ml)
1		1.062	25780	0.0000
2	Acetaldehyde	1.290	45691	0.0000
3	Ethanol	1.453	2646383	0.2023
4	Acetone	2.220	7794	0.0000
5	n-Propanol	2.423	3239029	1.0000

**Channel 2**Column Restek Rtx-BAC2, 30 m x 0.53 mm x 2  $\mu$ m (SN: 1139862)

No.	Compound	Time (min.)	Peak Area (pA*s)	Conc. (g/100 ml)
1		0.912	6536	0.0000
2	Acetaldehyde	1.335	14986	0.0000
3	Ethanol	2.117	2633158	0.1937
4	n-Propanol	4.108	3162547	1.0000



**Texas Department of Public Safety**  
**El Paso Regional Crime Laboratory**

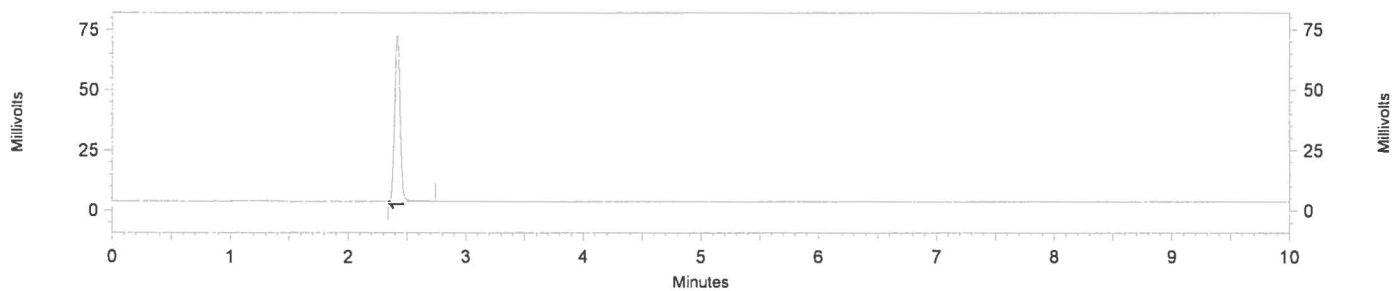
**Blood Alcohol Analysis Report**

ALR

Operator: Ana Lilia Romero  
 Acquired: 3/13/2014 12:20:28 AM  
 Sample: Method Blank (ALR 2013-09-27-198) ELP-1312-02075  
 Vial : 42  
 Data File: C:\ChromQuest\Enterprise\Projects\Default\Data\BAC\ALRData\ALR031214\BAC\_ALR031214\_042.dat  
 Instrument: Thermo Trace GC Ultra/TriPlus HS (S/N: 320080876)

**Channel 1**

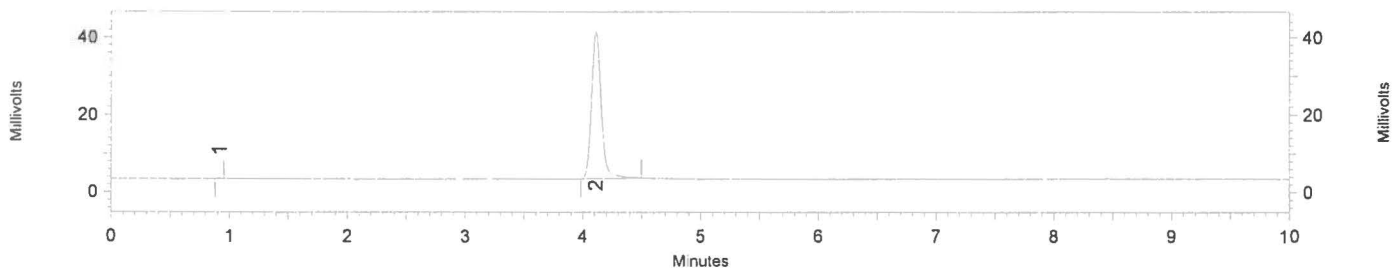
Column: Restek Rtx-BAC1, 30 m x 0.53 mm x 3  $\mu$ m (SN: 1139213)



No.	Compound	Time (min.)	Peak Area (pA*s)	Conc. (g/100 ml)
1	n-Propanol	2.417	2195643	1.0000

**Channel 2**

Column: Restek Rtx-BAC2, 30 m x 0.53 mm x 2  $\mu$ m (SN: 1139862)



No.	Compound	Time (min.)	Peak Area (pA*s)	Conc. (g/100 ml)
1		0.913	5092	0.0000
2	n-Propanol	4.110	2160210	1.0000

## Texas Department of Public Safety El Paso Regional Crime Laboratory

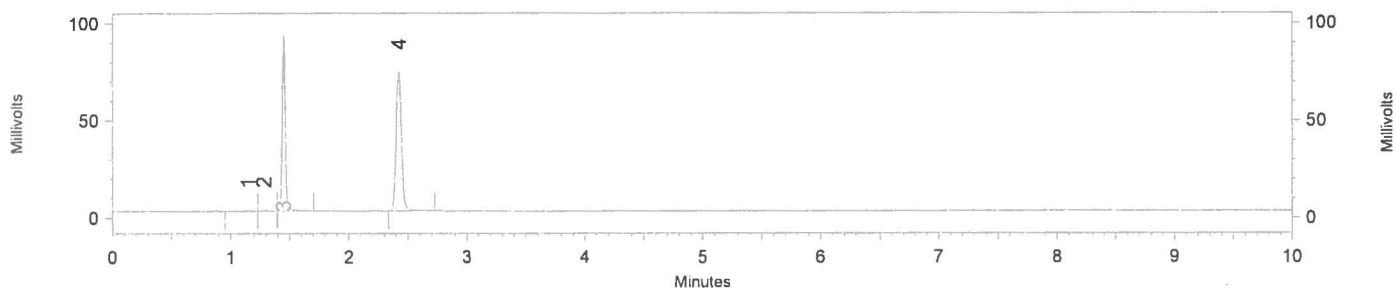
### Blood Alcohol Analysis Report

Operator: **Ana Lilia Romero**  
 Acquired: 3/13/2014 12:34:21 AM  
 Sample: ELP-1312-02075-1  
 Vial : 43  
 Data File: C:\ChromQuest\Enterprise\Projects\Default\Data\BAC\ALRData\ALR031214\BAC\_ALR031214\_043.dat  
 Instrument: Thermo Trace GC Ultra/TriPlus HS (S/N: 320080876)

*ALR*

#### Channel 1

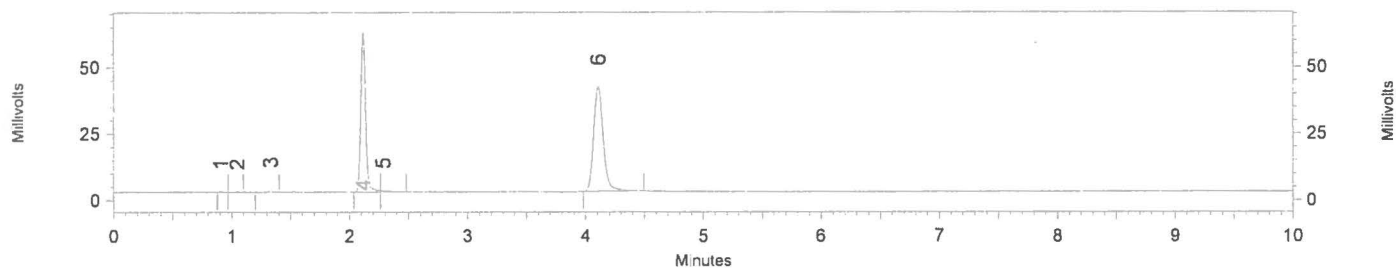
Column: Restek Rtx-BAC1, 30 m x 0.53 mm x 3  $\mu$ m (SN: 1139213)



No.	Compound	Time (min.)	Peak Area (pA*s)	Conc. (g/100 ml)
1	Methanol	1.150	27065	0.0000
2	Acetaldehyde	1.288	21367	0.0000
3	Ethanol	1.452	1688373	0.1830
4	n-Propanol	2.423	2285269	1.0000

#### Channel 2

Column: Restek Rtx-BAC2, 30 m x 0.53 mm x 2  $\mu$ m (SN: 1139862)



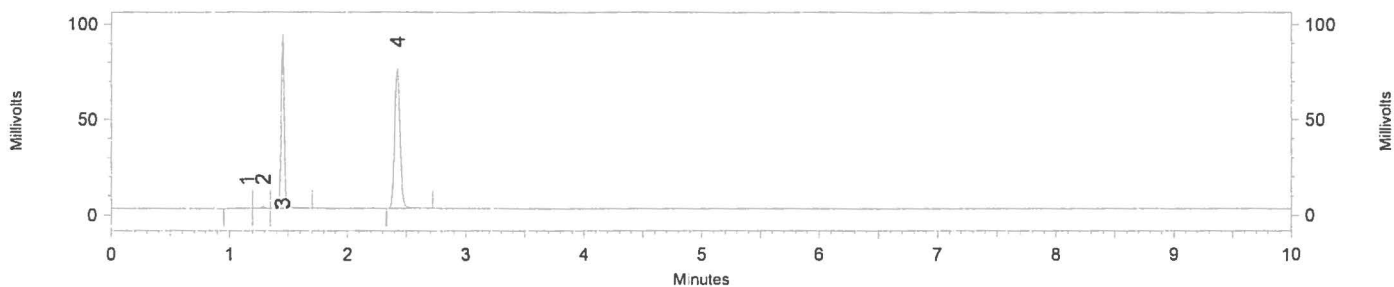
No.	Compound	Time (min.)	Peak Area (pA*s)	Conc. (g/100 ml)
1		0.910	6394	0.0000
2		1.050	7459	0.0000
3	Acetaldehyde	1.332	16976	0.0000
4	Ethanol	2.115	1694703	0.1765
5	Acetone	2.283	27517	0.0000
6	n-Propanol	4.108	2233040	1.0000

**Texas Department of Public Safety  
El Paso Regional Crime Laboratory**

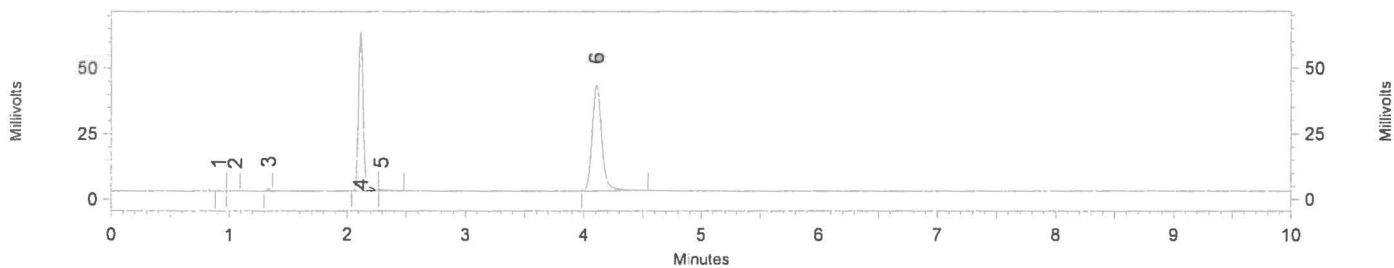
**Blood Alcohol Analysis Report**

Operator: **Ana Lilia Romero**  
 Acquired: 3/13/2014 12:47:57 AM  
 Sample: ELP-1312-02075-2  
 Vial: 44  
 Data File: C:\ChromQuest\Enterprise\Projects\Default\Data\BAC\ALRData\ALR031214\BAC\_ALR031214\_044.dat  
 Instrument: Thermo Trace GC Ultra/TriPlus HS (S/N: 320080876)

ALR

Channel 1Column: Restek Rtx-BAC1, 30 m x 0.53 mm x 3  $\mu$ m (SN: 1139213)

No.	Compound	Time (min.)	Peak Area (pA*s)	Conc. (g/100 ml)
1	Methanol	1.150	35125	0.0000
2	Acetaldehyde	1.290	25518	0.0000
3	Ethanol	1.453	1709499	0.1814
4	n-Propanol	2.423	2334294	1.0000

Channel 2Column: Restek Rtx-BAC2, 30 m x 0.53 mm x 2  $\mu$ m (SN: 1139862)

No.	Compound	Time (min.)	Peak Area (pA*s)	Conc. (g/100 ml)
1		0.910	6926	0.0000
2		1.053	7331	0.0000
3	Acetaldehyde	1.335	14881	0.0000
4	Ethanol	2.115	1713614	0.1737
5	Acetone	2.288	23982	0.0000
6	n-Propanol	4.107	2295072	1.0000

**Texas Department of Public Safety  
El Paso Regional Crime Laboratory**

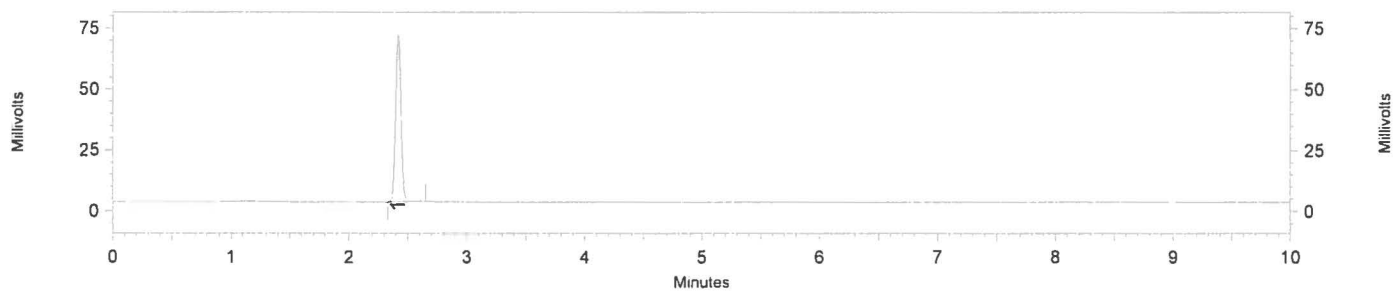
ALR

**Blood Alcohol Analysis Report**

**Operator:** Ana Lilia Romero  
**Acquired:** 3/13/2014 1:01:53 AM  
**Sample:** Method Blank (ALR 2013-09-27-198) ELP-1312-02076  
**Vial :** 45  
**Data File:** C:\ChromQuest\Enterprise\Projects\Default\Data\BAC\ALRData\ALR031214\BAC\_ALR031214\_045.dat  
**Instrument:** Thermo Trace GC Ultra/TriPlus HS (S/N: 320080876)

**Channel 1**

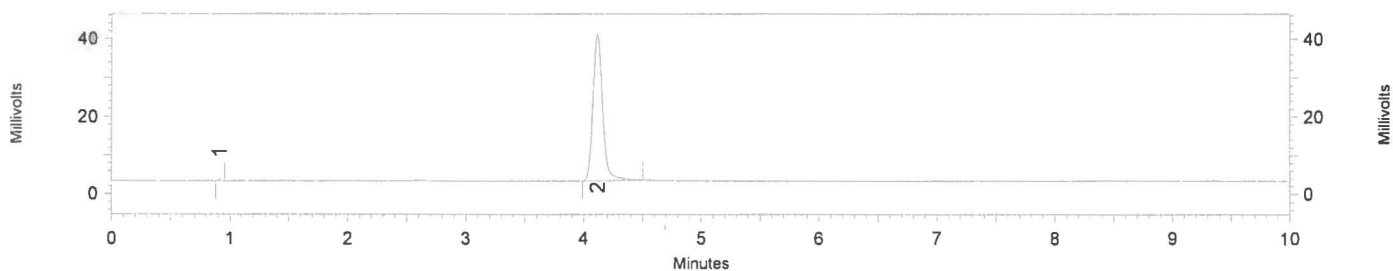
**Column:** Restek Rtx-BAC1, 30 m x 0.53 mm x 3  $\mu$ m (SN: 1139213)



No.	Compound	Time (min.)	Peak Area (pA*s)	Conc. (g/100 ml)
1	n-Propanol	2.418	2177889	1.0000

**Channel 2**

**Column:** Restek Rtx-BAC2, 30 m x 0.53 mm x 2  $\mu$ m (SN: 1139862)



No.	Compound	Time (min.)	Peak Area (pA*s)	Conc. (g/100 ml)
1		0.912	5680	0.0000
2	n-Propanol	4.117	2158519	1.0000

# Texas Department of Public Safety El Paso Regional Crime Laboratory

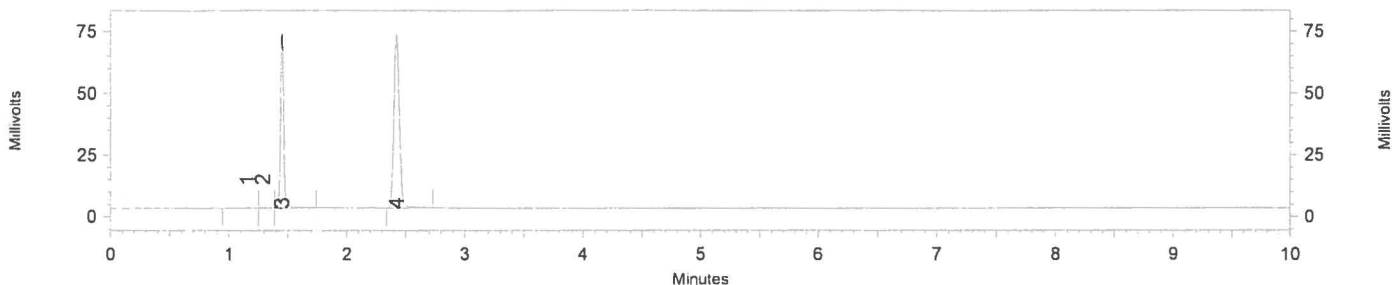
## Blood Alcohol Analysis Report

*AR*

Operator: **Ana Lilia Romero**  
 Acquired: 3/13/2014 1:15:46 AM  
 Sample: ELP-1312-02076-1  
 Vial : 46  
 Data File: C:\ChromQuest\Enterprise\Projects\Default\Data\BAC\ALRData\ALR031214\BAC\_ALR031214\_046.dat  
 Instrument: Thermo Trace GC Ultra/TriPlus HS (S/N: 320080876)

### Channel 1

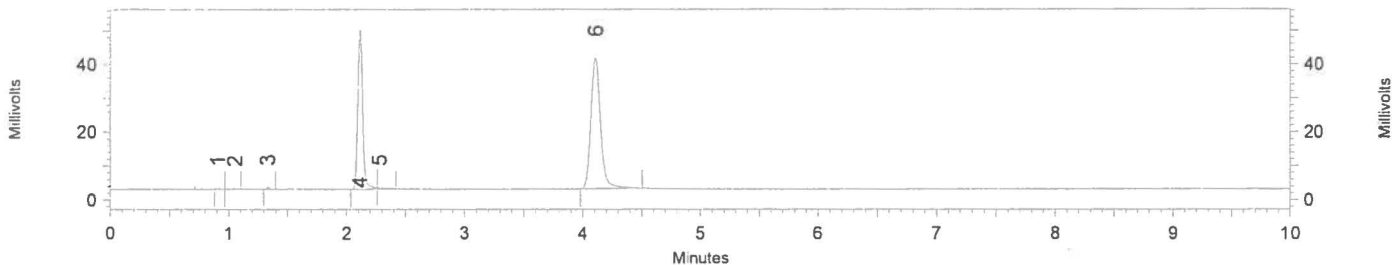
Column: Restek Rtx-BAC1, 30 m x 0.53 mm x 3 µm (SN: 1139213)



No.	Compound	Time (min.)	Peak Area (pA*s)	Conc. (g/100 ml)
1	Methanol	1.155	26898	0.0000
2	Acetaldehyde	1.290	14945	0.0000
3	Ethanol	1.452	1338199	0.1482
4	n-Propanol	2.422	2236806	1.0000

### Channel 2

Column: Restek Rtx-BAC2, 30 m x 0.53 mm x 2 µm (SN: 1139862)



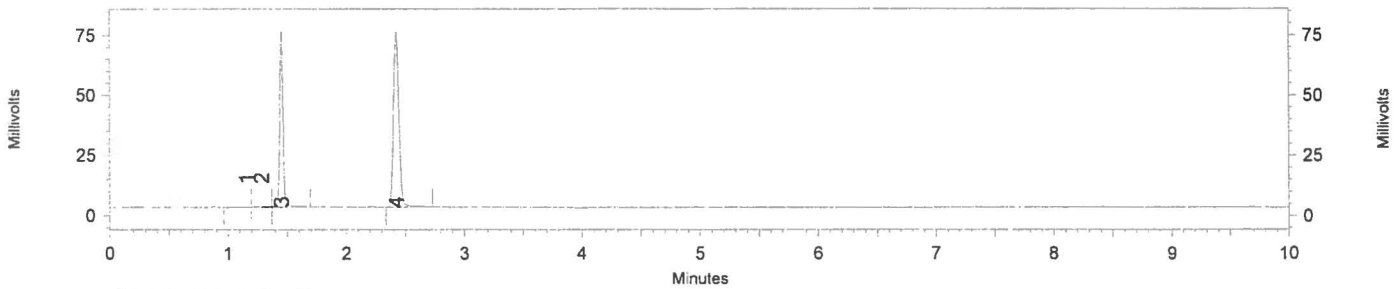
No.	Compound	Time (min.)	Peak Area (pA*s)	Conc. (g/100 ml)
1	Methanol	0.910	6898	0.0000
2	Acetaldehyde	1.052	6812	0.0000
3	Acetaldehyde	1.333	10263	0.0000
4	Ethanol	2.113	1344748	0.1427
5	Acetone	2.282	19947	0.0000
6	n-Propanol	4.107	2192528	1.0000

**Texas Department of Public Safety  
El Paso Regional Crime Laboratory**

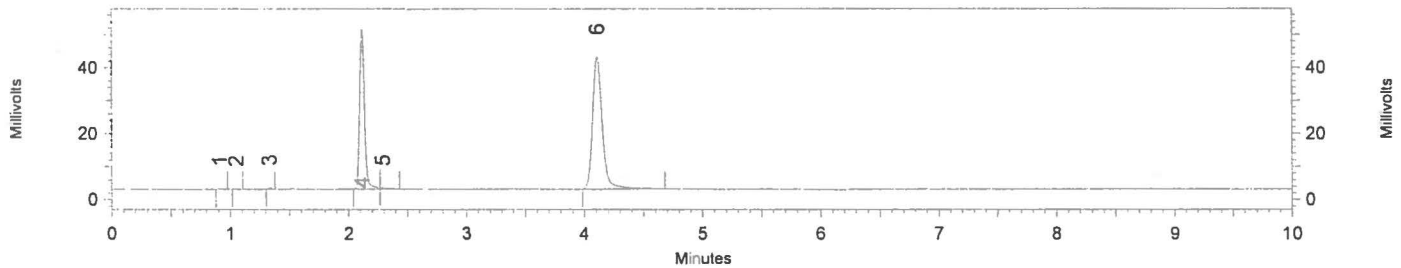
**Blood Alcohol Analysis Report**

NR

Operator: **Ana Lilia Romero**  
 Acquired: 3/13/2014 1:29:36 AM  
 Sample: ELP-1312-02076-2  
 Vial : 47  
 Data File: C:\ChromQuest\Enterprise\Projects\Default\Data\BAC\ALRData\ALR031214\BAC\_ALR031214\_047.dat  
 Instrument: Thermo Trace GC Ultra/TriPlus HS (S/N: 320080876)

**Channel 1**Column: Restek Rtx-BAC1, 30 m x 0.53 mm x 3  $\mu$ m (SN: 1139213)

No.	Compound	Time (min.)	Peak Area (pA*s)	Conc. (g/100 ml)
1	Methanol	1.155	32350	0.0000
2	Acetaldehyde	1.288	18958	0.0000
3	Ethanol	1.453	1365118	0.1461
4	n-Propanol	2.423	2314165	1.0000

**Channel 2**Column: Restek Rtx-BAC2, 30 m x 0.53 mm x 2  $\mu$ m (SN: 1139862)

No.	Compound	Time (min.)	Peak Area (pA*s)	Conc. (g/100 ml)
1		0.910	6018	0.0000
2		1.052	4971	0.0000
3	Acetaldehyde	1.333	10121	0.0000
4	Ethanol	2.115	1380483	0.1394
5	Acetone	2.290	19214	0.0000
6	n-Propanol	4.108	2304148	1.0000

**Texas Department of Public Safety  
El Paso Regional Crime Laboratory**

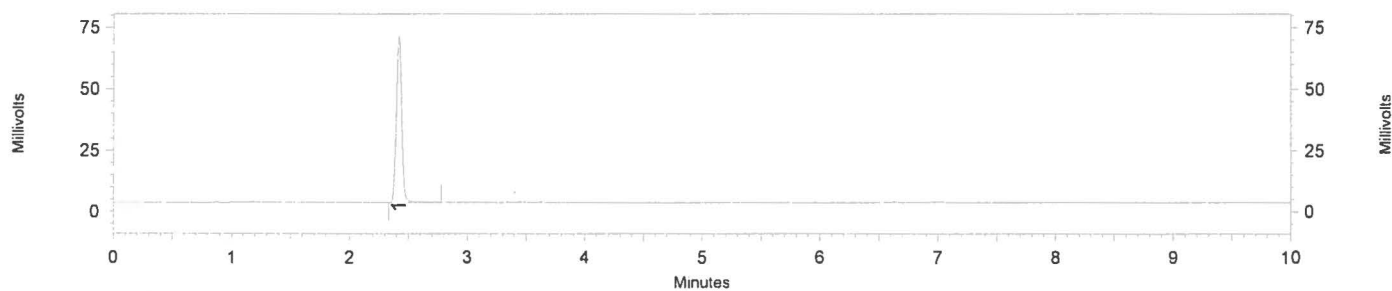
**Blood Alcohol Analysis Report**

NR

**Operator:** Ana Lilia Romero  
**Acquired:** 3/13/2014 1:43:29 AM  
**Sample:** Method Blank (ALR 2013-09-27-198) ELP-1312-02077  
**Vial :** 48  
**Data File:** C:\ChromQuest\Enterprise\Projects\Default\Data\BAC\ALRData\ALR031214\BAC\_ALR031214\_048.dat  
**Instrument:** Thermo Trace GC Ultra/TriPlus HS (S/N: 320080876)

**Channel 1**

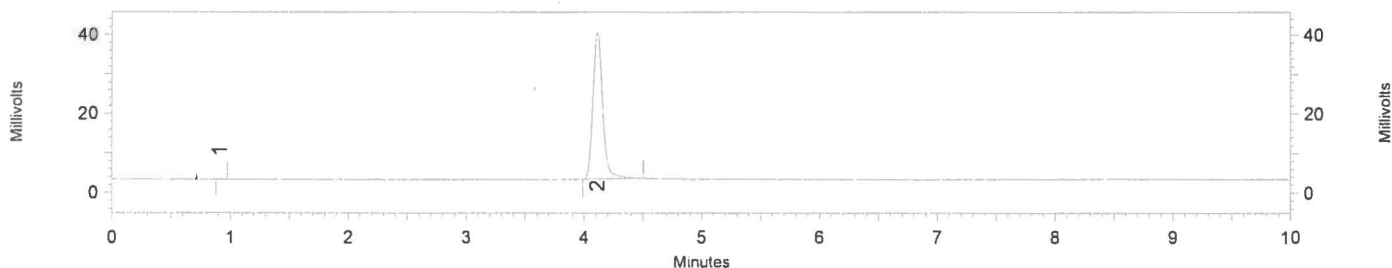
**Column:** Restek Rtx-BAC1, 30 m x 0.53 mm x 3  $\mu$ m (SN: 1139213)



No.	Compound	Time (min.)	Peak Area (pA*s)	Conc. (g/100 ml)
1	n-Propanol	2.418	2160524	1.0000

**Channel 2**

**Column:** Restek Rtx-BAC2, 30 m x 0.53 mm x 2  $\mu$ m (SN: 1139862)



No.	Compound	Time (min.)	Peak Area (pA*s)	Conc. (g/100 ml)
1		0.910	5244	0.0000
2	n-Propanol	4.113	2123702	1.0000

## Texas Department of Public Safety El Paso Regional Crime Laboratory

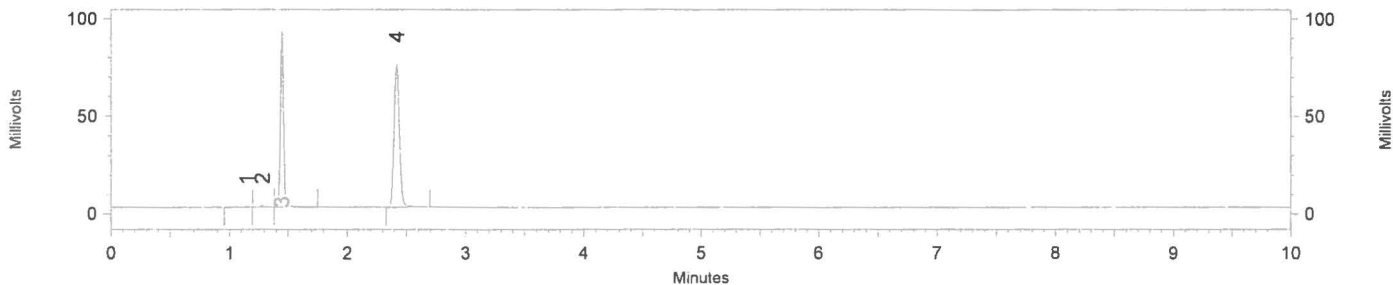
### Blood Alcohol Analysis Report

Operator: **Ana Lilia Romero**  
 Acquired: 3/13/2014 1:57:16 AM  
 Sample: ELP-1312-02077-1  
 Vial : 49  
 Data File: C:\ChromQuest\Enterprise\Projects\Default\Data\BAC\ALRData\ALR031214\BAC\_ALR031214\_049.dat  
 Instrument: Thermo Trace GC Ultra/TriPlus HS (S/N: 320080876)

AR

**Channel 1**

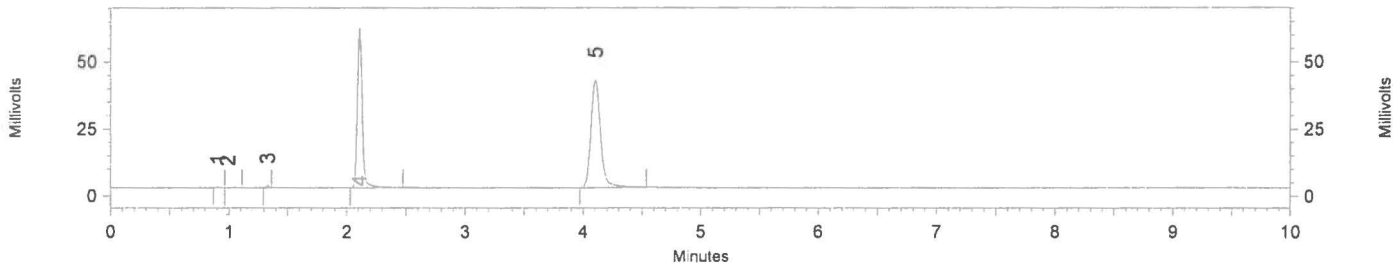
Column: Restek Rtx-BAC1, 30 m x 0.53 mm x 3 µm (SN: 1139213)



No.	Compound	Time (min.)	Peak Area (pA*s)	Conc. (g/100 ml)
1	Methanol	1.148	27294	0.0000
2	Acetaldehyde	1.285	21765	0.0000
3	Ethanol	1.448	1681658	0.1792
4	n-Propanol	2.418	2323716	1.0000

**Channel 2**

Column: Restek Rtx-BAC2, 30 m x 0.53 mm x 2 µm (SN: 1139862)



No.	Compound	Time (min.)	Peak Area (pA*s)	Conc. (g/100 ml)
1		0.907	6431	0.0000
2		0.990	6304	0.0000
3	Acetaldehyde	1.330	14699	0.0000
4	Ethanol	2.110	1706320	0.1735
5	n-Propanol	4.102	2287951	1.0000



**Texas Department of Public Safety  
El Paso Regional Crime Laboratory**

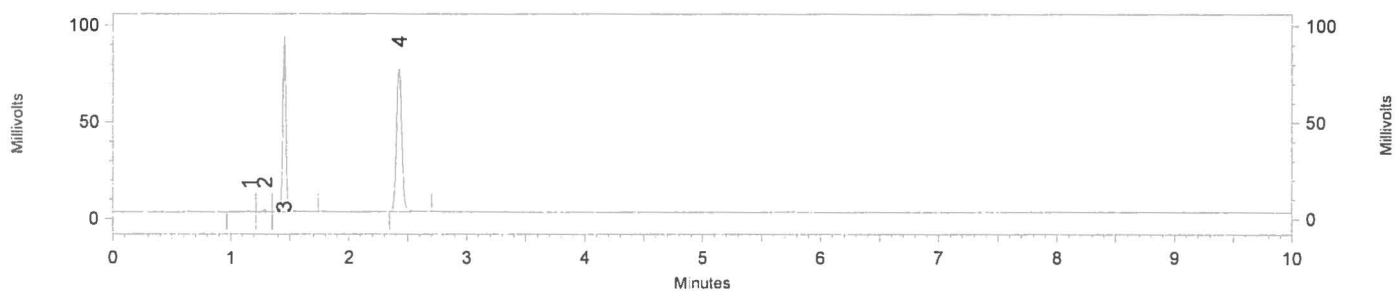
**Blood Alcohol Analysis Report**

Operator: **Ana Lilia Romero**  
 Acquired: 3/13/2014 2:11:05 AM  
 Sample: ELP-1312-02077-2  
 Vial : 50  
 Data File: C:\ChromQuest\Enterprise\Projects\Default\Data\BAC\ALRData\ALR031214\BAC\_ALR031214\_050.dat  
 Instrument: Thermo Trace GC Ultra/TriPlus HS (S/N: 320080876)

*NR*

**Channel 1**

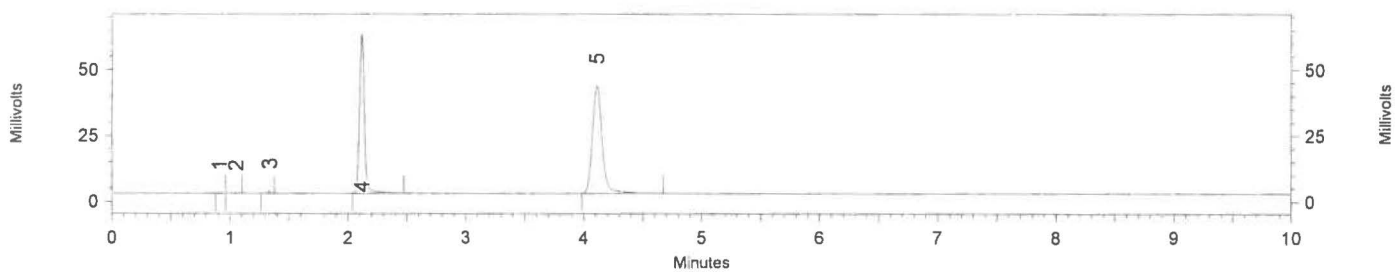
Column: Restek Rtx-BAC1, 30 m x 0.53 mm x 3  $\mu$ m (SN: 1139213)



No.	Compound	Time (min.)	Peak Area (pA*s)	Conc. (g/100 ml)
1	Methanol	1.155	37247	0.0000
2	Acetaldehyde	1.290	25939	0.0000
3	Ethanol	1.453	1708265	0.1793
4	n-Propanol	2.425	2359335	1.0000

**Channel 2**

Column: Restek Rtx-BAC2, 30 m x 0.53 mm x 2  $\mu$ m (SN: 1139862)



No.	Compound	Time (min.)	Peak Area (pA*s)	Conc. (g/100 ml)
1		0.910	6096	0.0000
2		1.052	5845	0.0000
3	Acetaldehyde	1.335	15792	0.0000
4	Ethanol	2.117	1725959	0.1712
5	n-Propanol	4.108	2345507	1.0000

**Texas Department of Public Safety  
El Paso Regional Crime Laboratory**

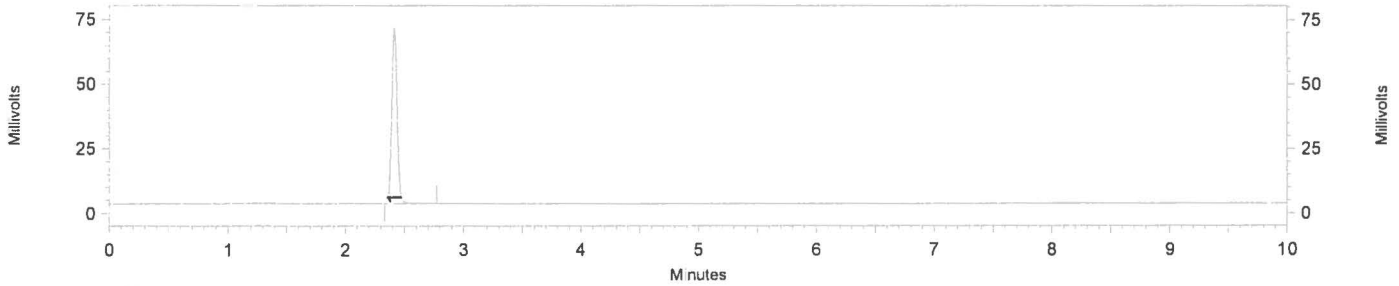
*AR*

**Blood Alcohol Analysis Report**

Operator: **Ana Lilia Romero**  
 Acquired: 3/13/2014 2:24:54 AM  
 Sample: Method Blank (ALR 2013-09-27-198) ELP-1312-02078  
 Vial : 51  
 Data File: C:\ChromQuest\Enterprise\Projects\Default\Data\BAC\ALRData\ALR031214\BAC\_ALR031214\_051.dat  
 Instrument: Thermo Trace GC Ultra/TriPlus HS (S/N: 320080876)

**Channel 1**

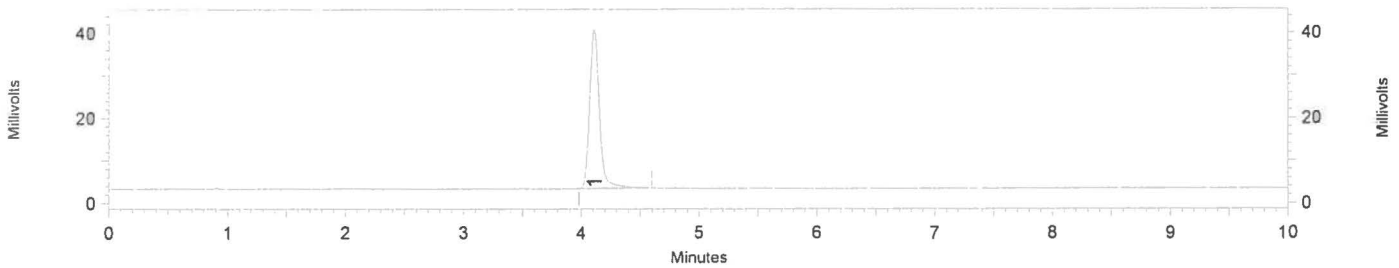
Column: Restek Rtx-BAC1, 30 m x 0.53 mm x 3 μm (SN: 1139213)



No.	Compound	Time (min.)	Peak Area (pA*s)	Conc. (g/100 ml)
1	n-Propanol	2.415	2167524	1.0000

**Channel 2**

Column: Restek Rtx-BAC2, 30 m x 0.53 mm x 2 μm (SN: 1139862)



No.	Compound	Time (min.)	Peak Area (pA*s)	Conc. (g/100 ml)
1	n-Propanol	4.110	2152417	1.0000

# Texas Department of Public Safety El Paso Regional Crime Laboratory

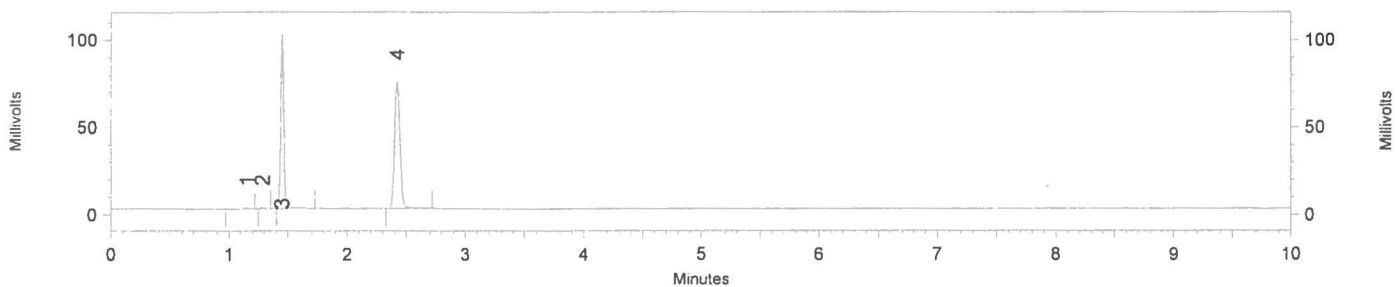
## Blood Alcohol Analysis Report

Operator: Ana Lilia Romero  
 Acquired: 3/13/2014 2:38:42 AM  
 Sample: ELP-1312-02078-1  
 Vial: 52  
 Data File: C:\ChromQuest\Enterprise\Projects\Default\Data\BAC\ALRData\ALR031214\BAC\_ALR031214\_052.dat  
 Instrument: Thermo Trace GC Ultra/TriPlus HS (S/N: 320080876)

*AR*

### Channel 1

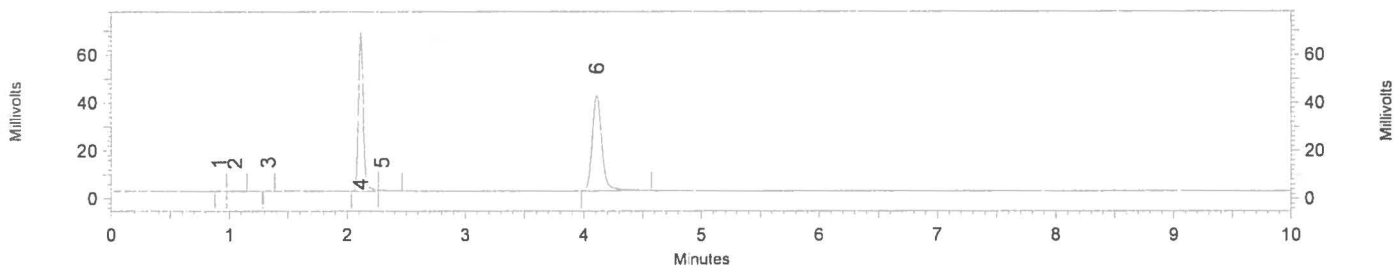
Column: Restek Rtx-BAC1, 30 m x 0.53 mm x 3  $\mu$ m (SN: 1139213)



No.	Compound	Time (min.)	Peak Area (pA*s)	Conc. (g/100 ml)
1	Methanol	1.155	18488	0.0000
2	Acetaldehyde	1.288	13955	0.0000
3	Ethanol	1.452	1876806	0.2008
4	n-Propanol	2.423	2314769	1.0000

### Channel 2

Column: Restek Rtx-BAC2, 30 m x 0.53 mm x 2  $\mu$ m (SN: 1139862)



No.	Compound	Time (min.)	Peak Area (pA*s)	Conc. (g/100 ml)
1		0.912	6485	0.0000
2		1.050	7297	0.0000
3	Acetaldehyde	1.333	12197	0.0000
4	Ethanol	2.115	1872759	0.1910
5	Acetone	2.292	29274	0.0000
6	n-Propanol	4.108	2281257	1.0000

# Texas Department of Public Safety El Paso Regional Crime Laboratory

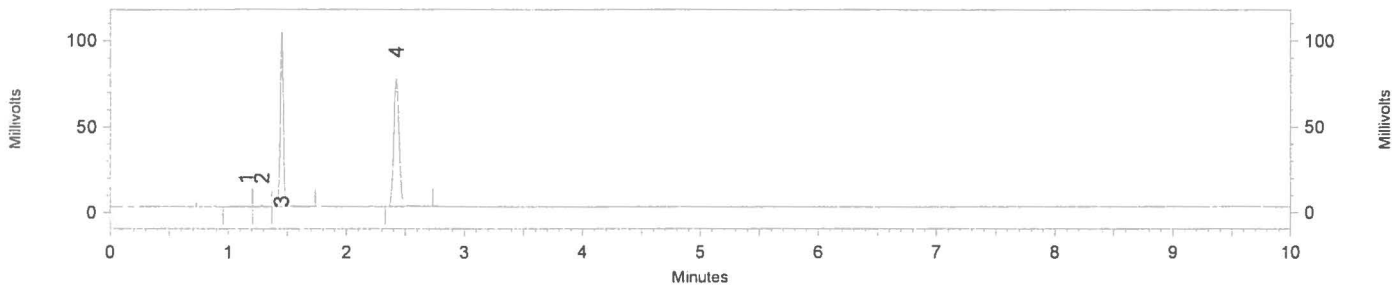
## Blood Alcohol Analysis Report

AR

**Operator:** Ana Lilia Romero  
**Acquired:** 3/13/2014 2:52:23 AM  
**Sample:** ELP-1312-02078-2  
**Vial :** 53  
**Data File:** C:\ChromQuest\Enterprise\Projects\Default\Data\BAC\ALRData\ALR031214\BAC\_ALR031214\_053.dat  
**Instrument:** Thermo Trace GC Ultra/TriPlus HS (S/N: 320080876)

### Channel 1

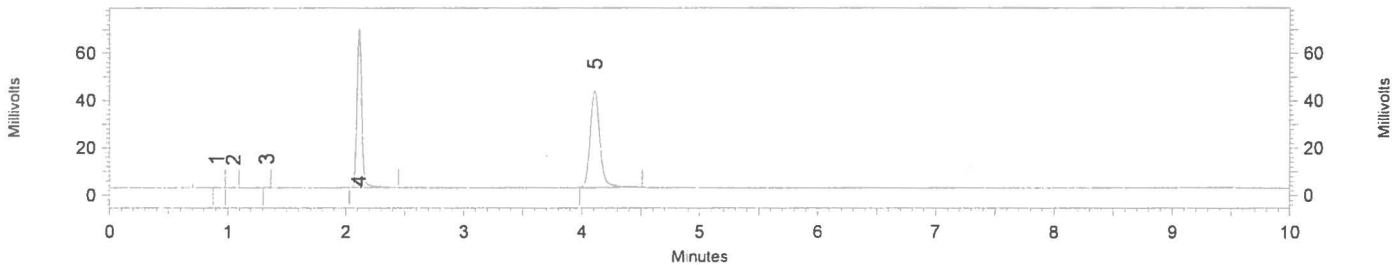
Column: Restek Rtx-BAC1, 30 m x 0.53 mm x 3 µm (SN: 1139213)



No.	Compound	Time (min.)	Peak Area (pA*s)	Conc. (g/100 ml)
1	Methanol	1.150	38357	0.0000
2	Acetaldehyde	1.287	24940	0.0000
3	Ethanol	1.452	1904727	0.1995
4	n-Propanol	2.422	2364160	1.0000

### Channel 2

Column: Restek Rtx-BAC2, 30 m x 0.53 mm x 2 µm (SN: 1139862)



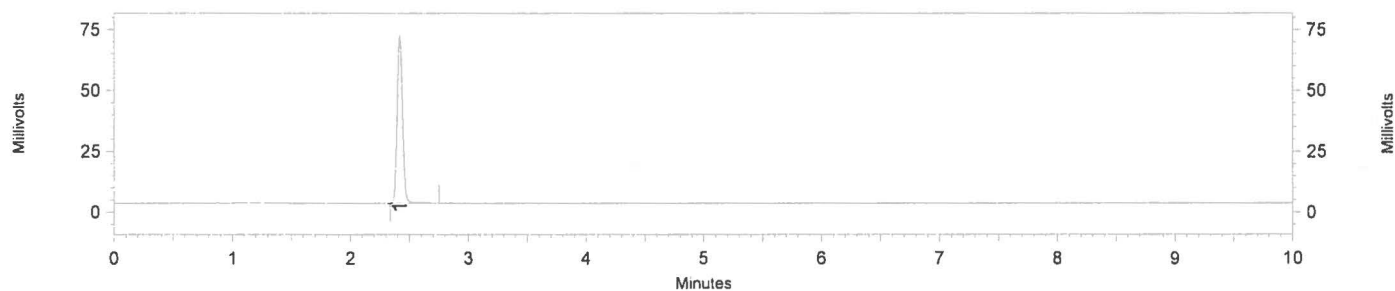
No.	Compound	Time (min.)	Peak Area (pA*s)	Conc. (g/100 ml)
1		0.908	6989	0.0000
2		1.050	7092	0.0000
3	Acetaldehyde	1.332	11403	0.0000
4	Ethanol	2.113	1917246	0.1930
5	n-Propanol	4.107	2310878	1.0000

**Texas Department of Public Safety  
El Paso Regional Crime Laboratory**

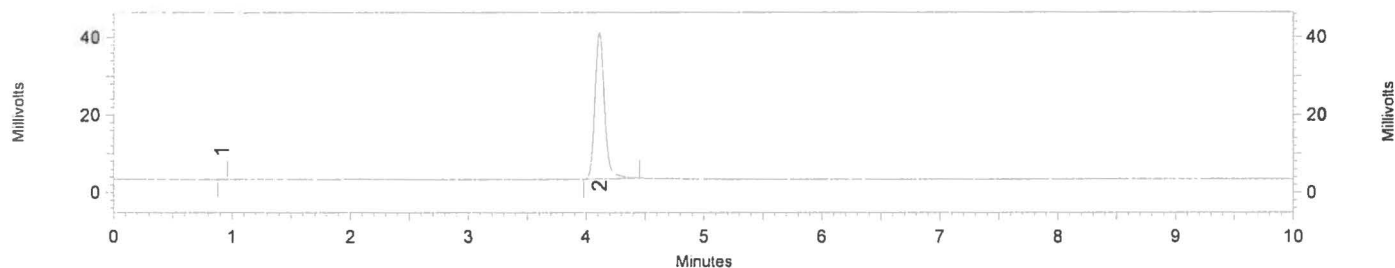
**Blood Alcohol Analysis Report**

Operator: **Ana Lilia Romero**  
 Acquired: 3/13/2014 3:06:13 AM  
 Sample: Method Blank (ALR 2013-09-27-198) ELP-1312-02079  
 Vial : 54  
 Data File: C:\ChromQuest\Enterprise\Projects\Default\Data\BAC\ALRData\ALR031214\BAC\_ALR031214\_054.dat  
 Instrument: Thermo Trace GC Ultra/TriPlus HS (S/N: 320080876)

ALR

**Channel 1**Column: Restek Rtx-BAC1, 30 m x 0.53 mm x 3  $\mu$ m (SN: 1139213)

No.	Compound	Time (min.)	Peak Area (pA*s)	Conc. (g/100 ml)
1	n-Propanol	2.417	2188363	1.0000

**Channel 2**Column: Restek Rtx-BAC2, 30 m x 0.53 mm x 2  $\mu$ m (SN: 1139862)

No.	Compound	Time (min.)	Peak Area (pA*s)	Conc. (g/100 ml)
1		0.912	5883	0.0000
2	n-Propanol	4.113	2142142	1.0000

**Texas Department of Public Safety**  
**El Paso Regional Crime Laboratory**

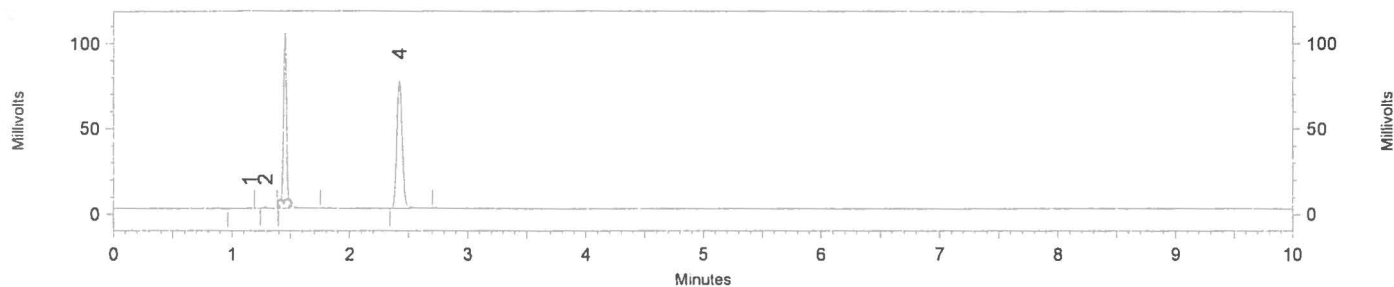
**Blood Alcohol Analysis Report**

Operator: **Ana Lilia Romero**  
 Acquired: 3/13/2014 3:20:05 AM  
 Sample: ELP-1312-02079-1  
 Vial : 55  
 Data File: C:\ChromQuest\Enterprise\Projects\Default\Data\BAC\ALRData\ALR031214\BAC\_ALR031214\_055.dat  
 Instrument: Thermo Trace GC Ultra/TriPlus HS (S/N: 320080876)

*ALR*

**Channel 1**

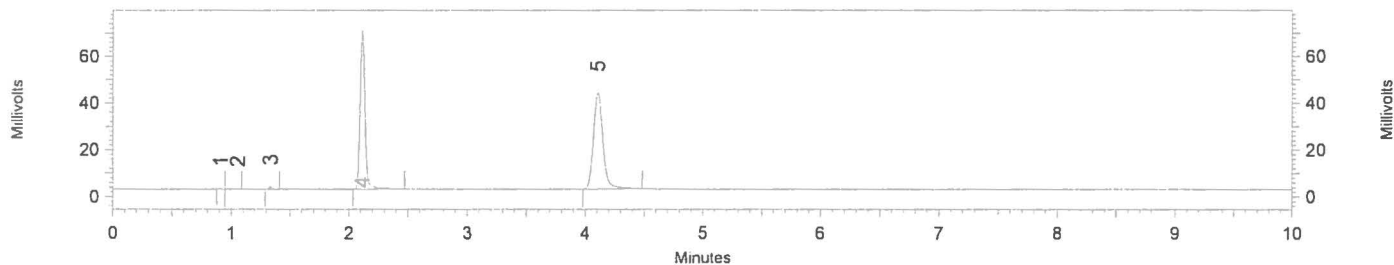
Column: Restek Rtx-BAC1, 30 m x 0.53 mm x 3  $\mu$ m (SN: 1139213)



No.	Compound	Time (min.)	Peak Area (pA*s)	Conc. (g/100 ml)
1	Methanol	1.150	19649	0.0000
2	Acetaldehyde	1.287	19756	0.0000
3	Ethanol	1.452	1919858	0.2007
4	n-Propanol	2.422	2368545	1.0000

**Channel 2**

Column: Restek Rtx-BAC2, 30 m x 0.53 mm x 2  $\mu$ m (SN: 1139862)



No.	Compound	Time (min.)	Peak Area (pA*s)	Conc. (g/100 ml)
1		0.910	6548	0.0000
2		1.052	7656	0.0000
3	Acetaldehyde	1.335	16583	0.0000
4	Ethanol	2.113	1941639	0.1957
5	n-Propanol	4.105	2307602	1.0000

**Texas Department of Public Safety  
El Paso Regional Crime Laboratory**

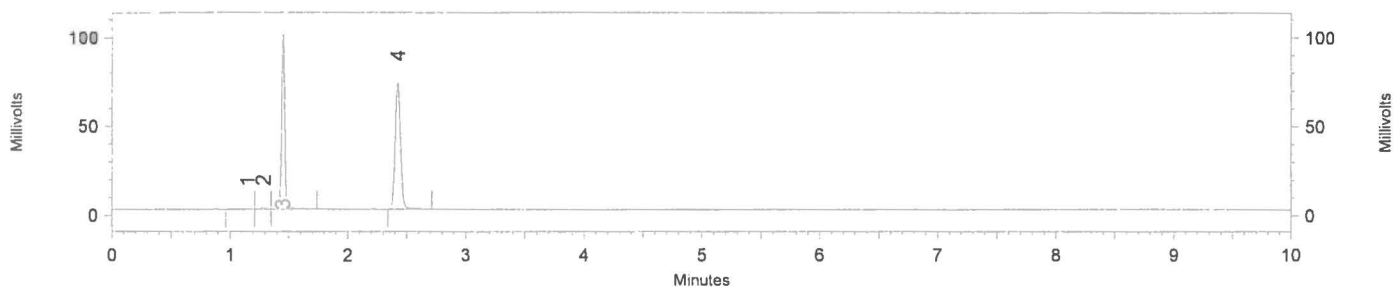
**Blood Alcohol Analysis Report**

Operator: **Ana Lilia Romero**  
 Acquired: 3/13/2014 3:33:57 AM  
 Sample: ELP-1312-02079-2  
 Vial : 56  
 Data File: C:\ChromQuest\Enterprise\Projects\Default\Data\BAC\ALRData\ALR031214\BAC\_ALR031214\_056.dat  
 Instrument: Thermo Trace GC Ultra/TriPlus HS (S/N: 320080876)

*AR*

**Channel 1**

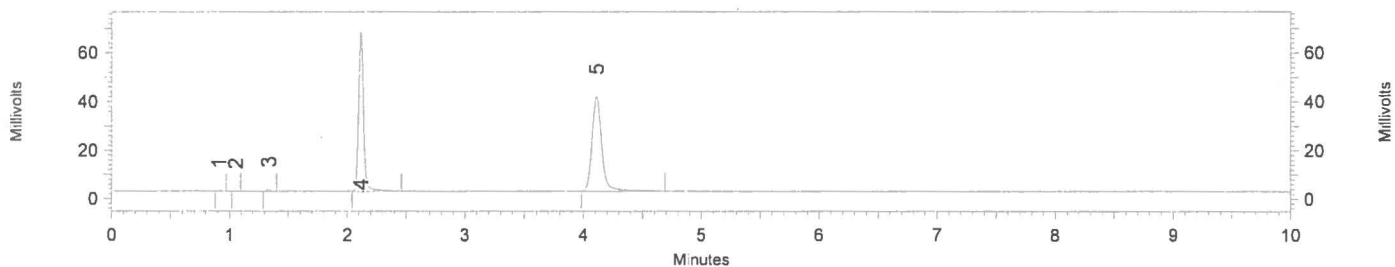
Column: Restek Rtx-BAC1, 30 m x 0.53 mm x 3  $\mu$ m (SN: 1139213)



No.	Compound	Time (min.)	Peak Area (pA*s)	Conc. (g/100 ml)
1	Methanol	1.150	37591	0.0000
2	Acetaldehyde	1.288	27238	0.0000
3	Ethanol	1.452	1850011	0.2023
4	n-Propanol	2.423	2264863	1.0000

**Channel 2**

Column: Restek Rtx-BAC2, 30 m x 0.53 mm x 2  $\mu$ m (SN: 1139862)



No.	Compound	Time (min.)	Peak Area (pA*s)	Conc. (g/100 ml)
1		0.910	6554	0.0000
2		1.052	5353	0.0000
3	Acetaldehyde	1.335	15659	0.0000
4	Ethanol	2.115	1866141	0.1931
5	n-Propanol	4.108	2247781	1.0000

**Texas Department of Public Safety  
El Paso Regional Crime Laboratory**

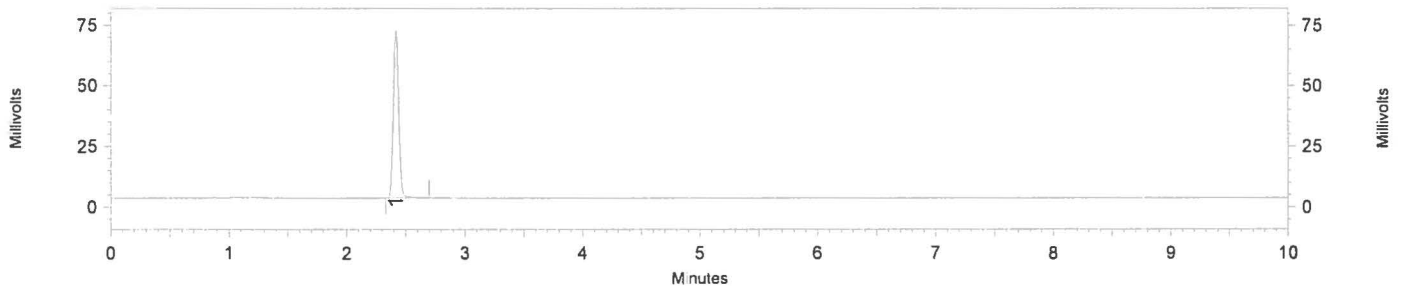
**Blood Alcohol Analysis Report**

Operator: **Ana Lilia Romero**  
 Acquired: 3/13/2014 3:47:49 AM  
 Sample: Method Blank (ALR 2013-09-27-198) ELP-1312-02080  
 Vial : 57  
 Data File: C:\ChromQuest\Enterprise\Projects\Default\Data\BAC\ALRData\ALR031214\BAC\_ALR031214\_057.dat  
 Instrument: Thermo Trace GC Ultra/TriPlus HS (S/N: 320080876)

*ALR*

**Channel 1**

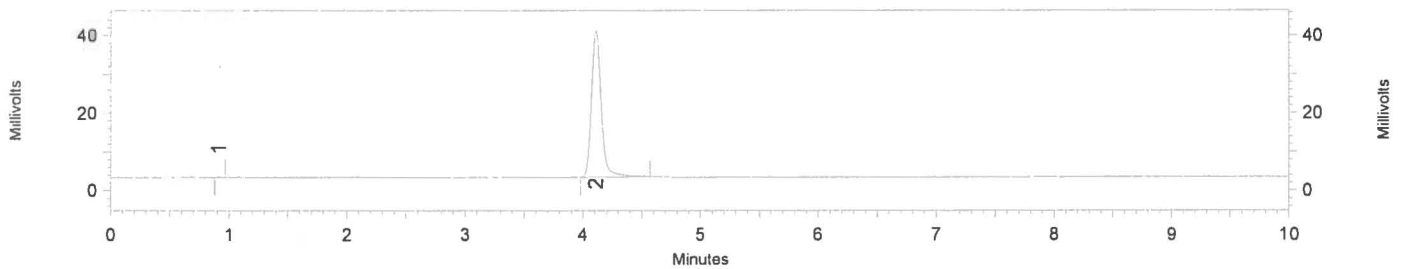
Column: Restek Rtx-BAC1, 30 m x 0.53 mm x 3 μm (SN: 1139213)



No.	Compound	Time (min.)	Peak Area (pA*s)	Conc. (g/100 ml)
1	n-Propanol	2.417	2183525	1.0000

**Channel 2**

Column: Restek Rtx-BAC2, 30 m x 0.53 mm x 2 μm (SN: 1139862)



No.	Compound	Time (min.)	Peak Area (pA*s)	Conc. (g/100 ml)
1		0.910	5506	0.0000
2	n-Propanol	4.110	2178260	1.0000



**Texas Department of Public Safety**  
**El Paso Regional Crime Laboratory**

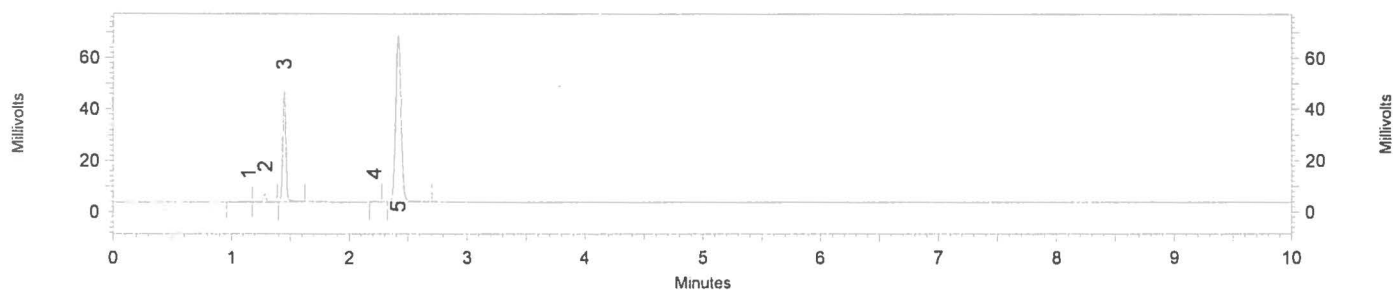
**Blood Alcohol Analysis Report**

*ALR*

Operator: Ana Lilia Romero  
 Acquired: 3/13/2014 4:01:40 AM  
 Sample: ELP-1312-02080-1  
 Vial : 58  
 Data File: C:\ChromQuest\Enterprise\Projects\Default\Data\BAC\ALRData\ALR031214\BAC\_ALR031214\_058.dat  
 Instrument: Thermo Trace GC Ultra/TriPlus HS (S/N: 320080876)

**Channel 1**

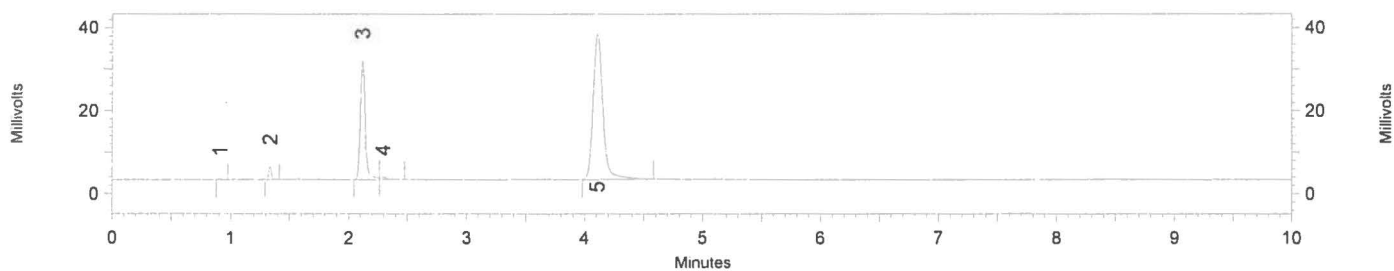
Column: Restek Rtx-BAC1, 30 m x 0.53 mm x 3  $\mu$ m (SN: 1139213)



No.	Compound	Time (min.)	Peak Area (pA*s)	Conc. (g/100 ml)
1	Methanol	1.148	17409	0.0000
2	Acetaldehyde	1.283	61214	0.0000
3	Ethanol	1.448	808022	0.0973
4	Acetone	2.210	11084	0.0000
5	n-Propanol	2.417	2056461	1.0000

**Channel 2**

Column: Restek Rtx-BAC2, 30 m x 0.53 mm x 2  $\mu$ m (SN: 1139862)



No.	Compound	Time (min.)	Peak Area (pA*s)	Conc. (g/100 ml)
1		0.912	5883	0.0000
2	Acetaldehyde	1.335	50725	0.0000
3	Ethanol	2.117	836662	0.0963
4	Acetone	2.295	26087	0.0000
5	n-Propanol	4.108	2020855	1.0000

**Texas Department of Public Safety  
El Paso Regional Crime Laboratory**

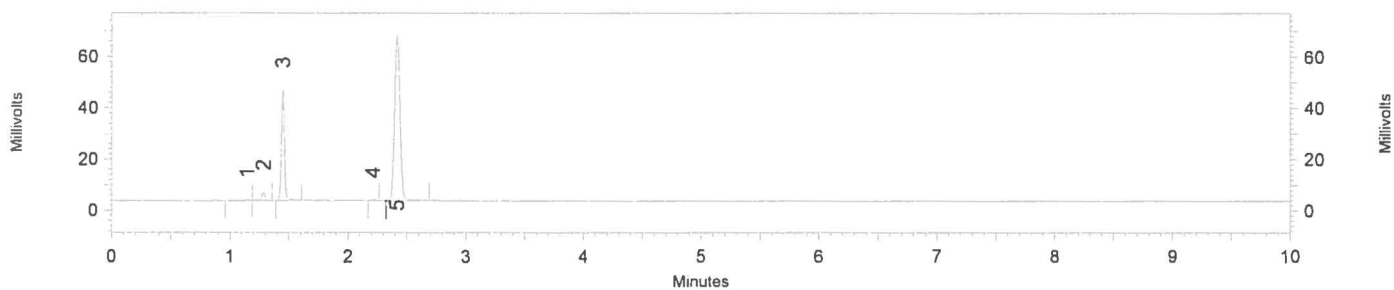
**Blood Alcohol Analysis Report**

ALR

**Operator:** Ana Lilia Romero  
**Acquired:** 3/13/2014 4:15:30 AM  
**Sample:** ELP-1312-02080-2  
**Vial :** 59  
**Data File:** C:\ChromQuest\Enterprise\Projects\Default\Data\BAC\ALRData\ALR031214\BAC\_ALR031214\_059.dat  
**Instrument:** Thermo Trace GC Ultra/TriPlus HS (S/N: 320080876)

**Channel 1**

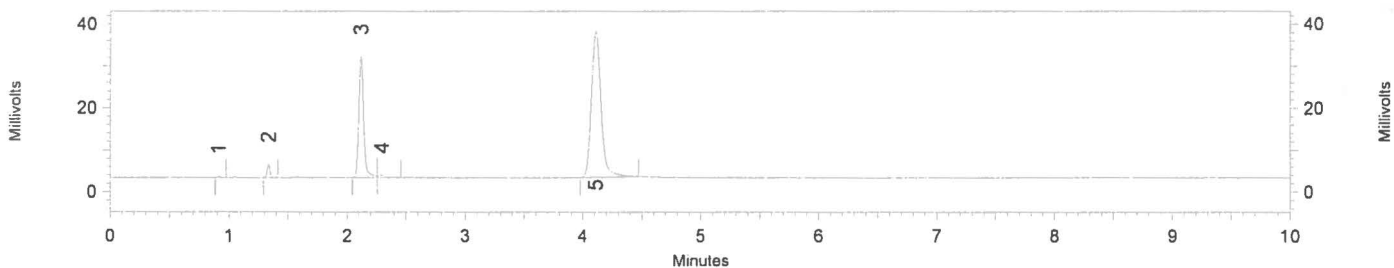
**Column:** Restek Rtx-BAC1, 30 m x 0.53 mm x 3  $\mu$ m (SN: 1139213)



No.	Compound	Time (min.)	Peak Area (pA*s)	Conc. (g/100 ml)
1	Methanol	1.145	24041	0.0000
2	Acetaldehyde	1.285	60153	0.0000
3	Ethanol	1.448	809395	0.0979
4	Acetone	2.210	10777	0.0000
5	n-Propanol	2.417	2048052	1.0000

**Channel 2**

**Column:** Restek Rtx-BAC2, 30 m x 0.53 mm x 2  $\mu$ m (SN: 1139862)



No.	Compound	Time (min.)	Peak Area (pA*s)	Conc. (g/100 ml)
1		0.910	5783	0.0000
2	Acetaldehyde	1.337	51035	0.0000
3	Ethanol	2.118	838255	0.0983
4	Acetone	2.293	26637	0.0000
5	n-Propanol	4.108	1984067	1.0000

**Texas Department of Public Safety  
El Paso Regional Crime Laboratory**

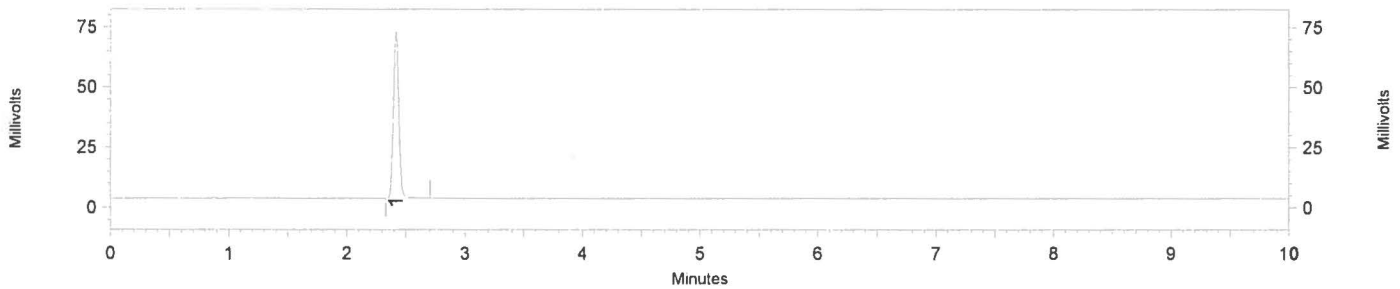
**Blood Alcohol Analysis Report**

Operator: **Ana Lilia Romero**  
 Acquired: 3/13/2014 4:29:21 AM  
 Sample: Method Blank (ALR 2013-09-27-198) ELP-1312-02082  
 Vial : 60  
 Data File: C:\ChromQuest\Enterprise\Projects\Default\Data\BAC\ALRData\ALR031214\BAC\_ALR031214\_060.dat  
 Instrument: Thermo Trace GC Ultra/TriPlus HS (S/N: 320080876)

*NR*

**Channel 1**

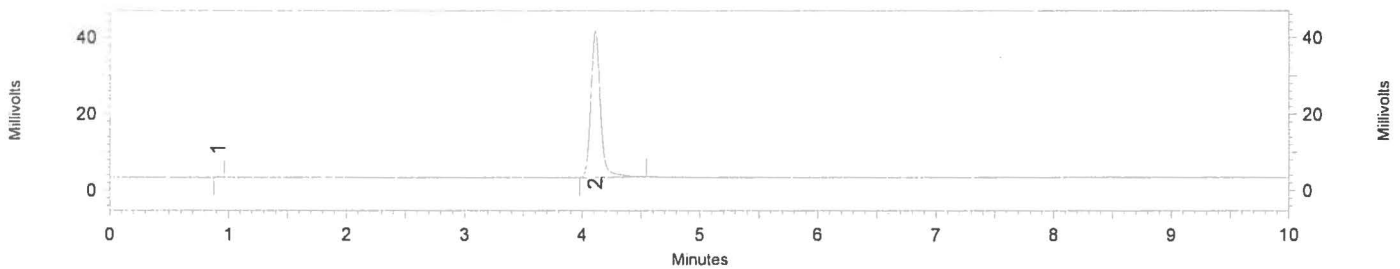
Column: Restek Rtx-BAC1, 30 m x 0.53 mm x 3  $\mu$ m (SN: 1139213)



No.	Compound	Time (min.)	Peak Area (pA*s)	Conc. (g/100 ml)
1	n-Propanol	2.417	2196451	1.0000

**Channel 2**

Column: Restek Rtx-BAC2, 30 m x 0.53 mm x 2  $\mu$ m (SN: 1139862)



No.	Compound	Time (min.)	Peak Area (pA*s)	Conc. (g/100 ml)
1		0.913	5327	0.0000
2	n-Propanol	4.110	2180847	1.0000

**Texas Department of Public Safety**  
**El Paso Regional Crime Laboratory**

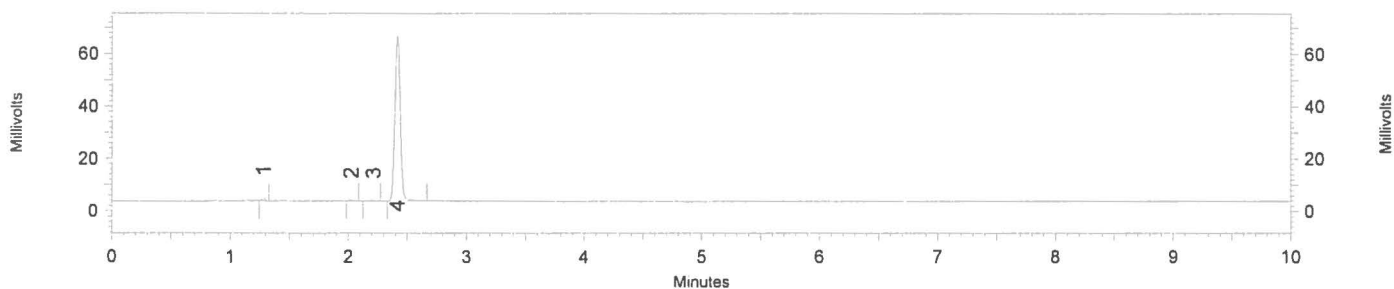
**Blood Alcohol Analysis Report**

ALR

**Operator:** Ana Lilia Romero  
**Acquired:** 3/13/2014 4:43:16 AM  
**Sample:** ELP-1312-02082-1  
**Vial :** 61  
**Data File:** C:\ChromQuest\Enterprise\Projects\Default\Data\BAC\ALRData\ALR031214\BAC\_ALR031214\_061.dat  
**Instrument:** Thermo Trace GC Ultra/TriPlus HS (S/N: 320080876)

**Channel 1**

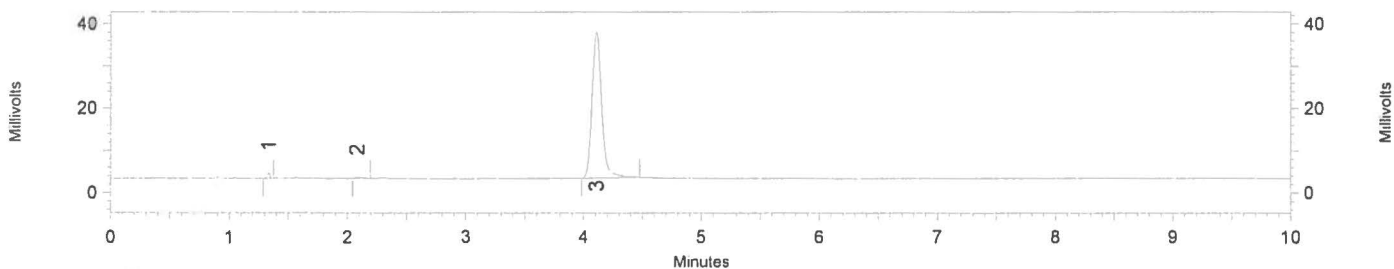
**Column:** Restek Rtx-BAC1, 30 m x 0.53 mm x 3  $\mu$ m (SN: 1139213)



No.	Compound	Time (min.)	Peak Area (pA*s)	Conc. (g/100 ml)
1	Acetaldehyde	1.283	21007	0.0000
2	Formaldehyde	2.027	9947	0.0000
3	Acetone	2.212	8760	0.0000
4	n-Propanol	2.415	1999922	1.0000

**Channel 2**

**Column:** Restek Rtx-BAC2, 30 m x 0.53 mm x 2  $\mu$ m (SN: 1139862)



No.	Compound	Time (min.)	Peak Area (pA*s)	Conc. (g/100 ml)
1	Acetaldehyde	1.333	20460	0.0000
2	Ethanol	2.085	15013	0.0018
3	n-Propanol	4.108	1969034	1.0000

**Texas Department of Public Safety  
El Paso Regional Crime Laboratory**

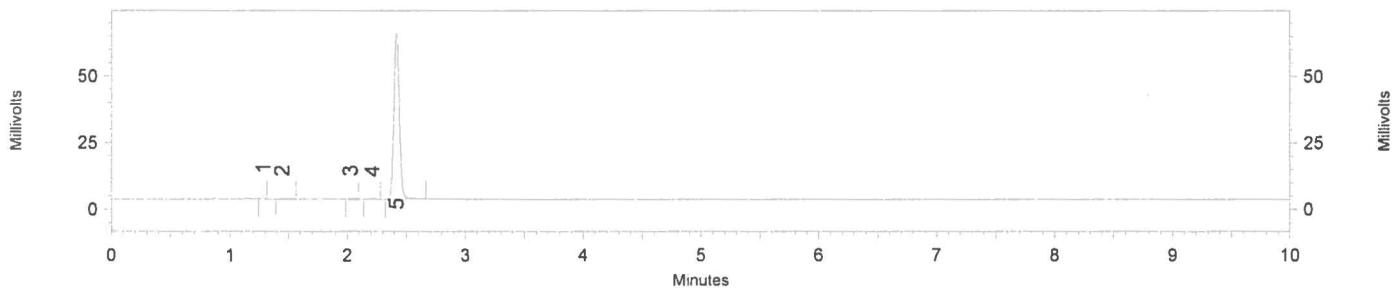
**Blood Alcohol Analysis Report**

*ALR*

**Operator:** Ana Lilia Romero  
**Acquired:** 3/13/2014 4:57:10 AM  
**Sample:** ELP-1312-02082-2  
**Vial :** 62  
**Data File:** C:\ChromQuest\Enterprise\Projects\Default\Data\BAC\ALRData\ALR031214\BAC\_ALR031214\_062.dat  
**Instrument:** Thermo Trace GC Ultra/TriPlus HS (S/N: 320080876)

**Channel 1**

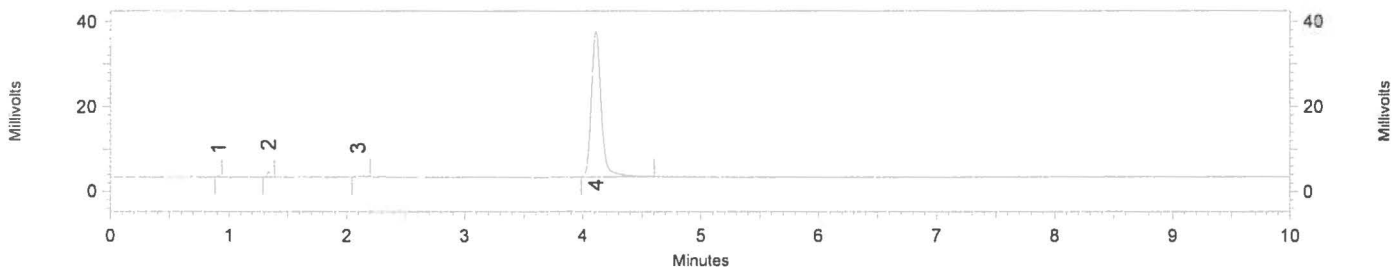
**Column:** Restek Rtx-BAC1, 30 m x 0.53 mm x 3 µm (SN: 1139213)



No.	Compound	Time (min.)	Peak Area (pA*s)	Conc. (g/100 ml)
1	Acetaldehyde	1.287	21138	0.0000
2	Ethanol	1.448	7817	0.0010
3	Formaldehyde	2.027	10687	0.0000
4	Acetone	2.213	8930	0.0000
5	n-Propanol	2.417	1977549	1.0000

**Channel 2**

**Column:** Restek Rtx-BAC2, 30 m x 0.53 mm x 2 µm (SN: 1139862)



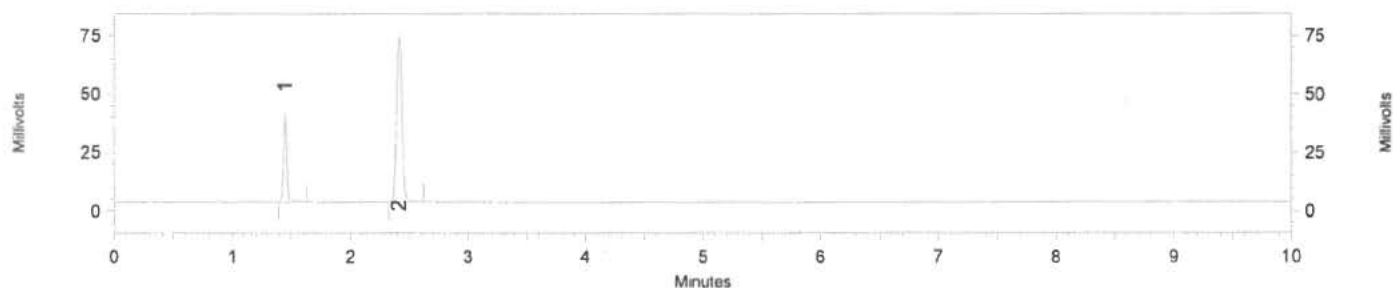
No.	Compound	Time (min.)	Peak Area (pA*s)	Conc. (g/100 ml)
1	Acetaldehyde	0.910	4762	0.0000
2	Ethanol	1.337	20851	0.0000
3	Ethanol	2.097	14492	0.0017
4	n-Propanol	4.110	1979246	1.0000

**Texas Department of Public Safety  
El Paso Regional Crime Laboratory**

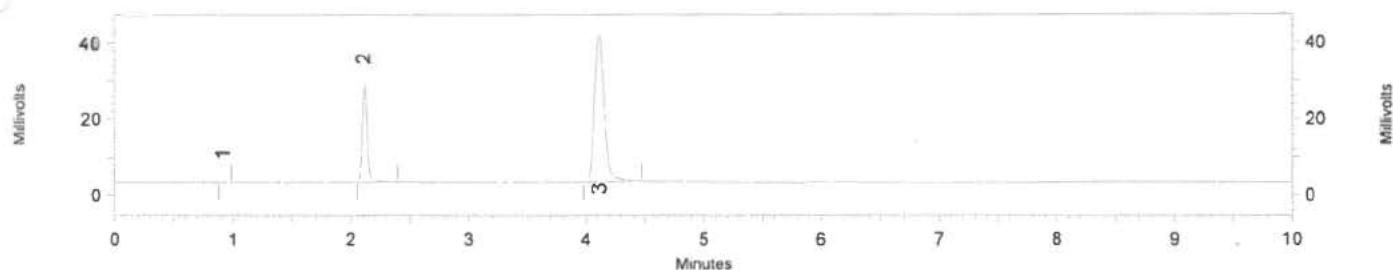
**Blood Alcohol Analysis Report**

Operator: **Ana Lilia Romero**  
 Acquired: 3/13/2014 5:11:02 AM  
 Sample: 0.080 Control (Lipomed 14112011-A)  
 Vial: 63  
 Data File: C:\ChromQuest\Enterprise\Projects\Default\Data\BAC\ALRData\ALR031214\BAC\_ALR031214\_063.dat  
 Instrument: Thermo Trace GC Ultra/TriPlus HS (S/N: 320080876)

ALR

**Channel 1**Column: Restek Rtx-BAC1, 30 m x 0.53 mm x 3  $\mu$ m (SN: 1139213)

No.	Compound	Time (min.)	Peak Area (pA*s)	Conc. (g/100 ml)
1	Ethanol	1.448	719892	0.0792
2	n-Propanol	2.417	2249588	1.0000

**Channel 2**Column: Restek Rtx-BAC2, 30 m x 0.53 mm x 2  $\mu$ m (SN: 1139862)

No.	Compound	Time (min.)	Peak Area (pA*s)	Conc. (g/100 ml)
1		0.912	5818	0.0000
2	Ethanol	2.118	751475	0.0798
3	n-Propanol	4.110	2191922	1.0000

**Texas Department of Public Safety  
El Paso Regional Crime Laboratory**

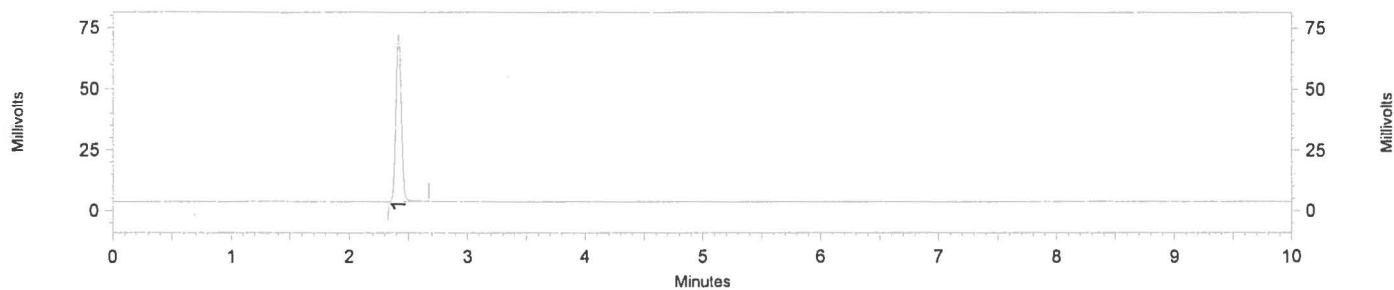
**Blood Alcohol Analysis Report**

*ALR*

**Operator:** Ana Lilia Romero  
**Acquired:** 3/13/2014 5:24:55 AM  
**Sample:** Method Blank (ALR 2013-09-27-198) ELP-1312-02083  
**Vial :** 64  
**Data File:** C:\ChromQuest\Enterprise\Projects\Default\Data\BAC\ALRData\ALR031214\BAC\_ALR031214\_064.dat  
**Instrument:** Thermo Trace GC Ultra/TriPlus HS (S/N: 320080876)

**Channel 1**

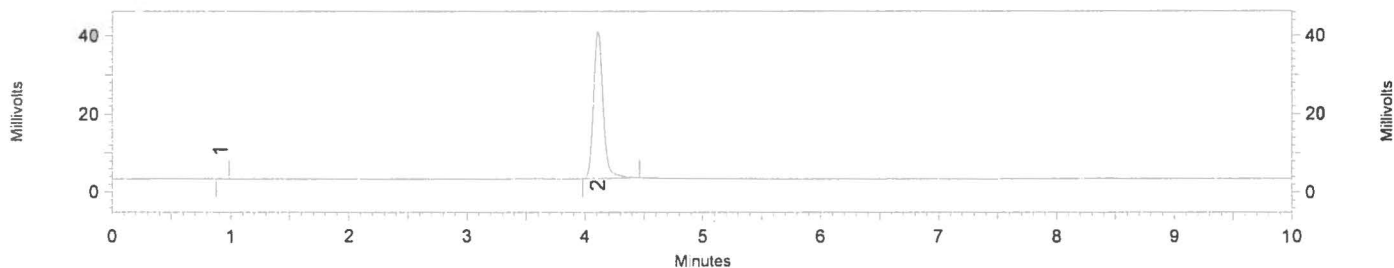
**Column:** Restek Rtx-BAC1, 30 m x 0.53 mm x 3  $\mu$ m (SN: 1139213)



No.	Compound	Time (min.)	Peak Area (pA*s)	Conc. (g/100 ml)
1	n-Propanol	2.415	2172456	1.0000

**Channel 2**

**Column:** Restek Rtx-BAC2, 30 m x 0.53 mm x 2  $\mu$ m (SN: 1139862)



No.	Compound	Time (min.)	Peak Area (pA*s)	Conc. (g/100 ml)
1		0.913	5874	0.0000
2	n-Propanol	4.108	2133885	1.0000

**Texas Department of Public Safety  
El Paso Regional Crime Laboratory**

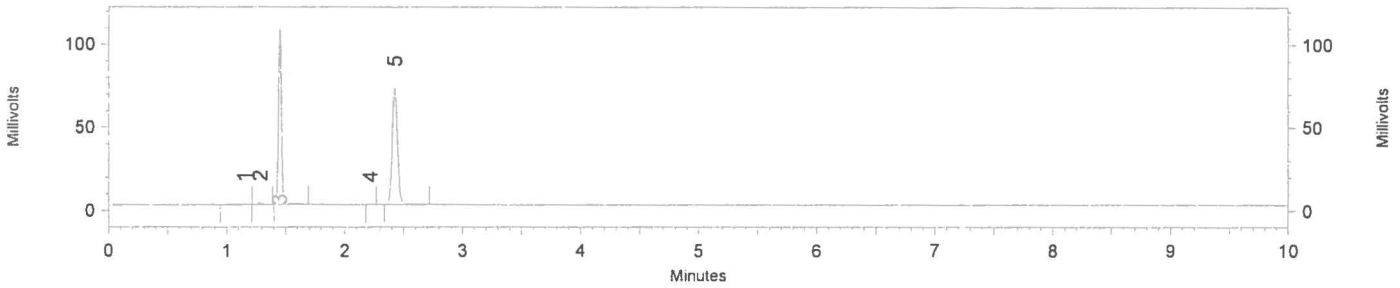
**Blood Alcohol Analysis Report**

Operator: **Ana Lilia Romero**  
 Acquired: 3/13/2014 5:38:51 AM  
 Sample: ELP-1312-02083-1  
 Vial : 65  
 Data File: C:\ChromQuest\Enterprise\Projects\Default\Data\BAC\ALRData\ALR031214\BAC\_ALR031214\_065.dat  
 Instrument: Thermo Trace GC Ultra/TriPlus HS (S/N: 320080876)

NR

**Channel 1**

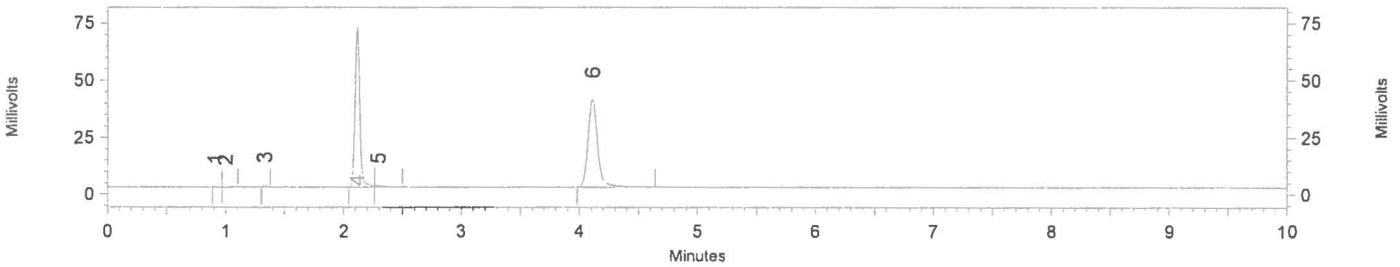
Column: Restek Rtx-BAC1, 30 m x 0.53 mm x 3  $\mu$ m (SN: 1139213)



No.	Compound	Time (min.)	Peak Area (pA*s)	Conc. (g/100 ml)
1	Methanol	1.152	26651	0.0000
2	Acetaldehyde	1.287	25735	0.0000
3	Ethanol	1.452	1963634	0.2183
4	Acetone	2.217	9449	0.0000
5	n-Propanol	2.423	2227963	1.0000

**Channel 2**

Column: Restek Rtx-BAC2, 30 m x 0.53 mm x 2  $\mu$ m (SN: 1139862)



No.	Compound	Time (min.)	Peak Area (pA*s)	Conc. (g/100 ml)
1		0.910	5814	0.0000
2		0.997	5620	0.0000
3	Acetaldehyde	1.333	17928	0.0000
4	Ethanol	2.115	1962408	0.2074
5	Acetone	2.293	32859	0.0000
6	n-Propanol	4.110	2201296	1.0000



**Texas Department of Public Safety  
El Paso Regional Crime Laboratory**

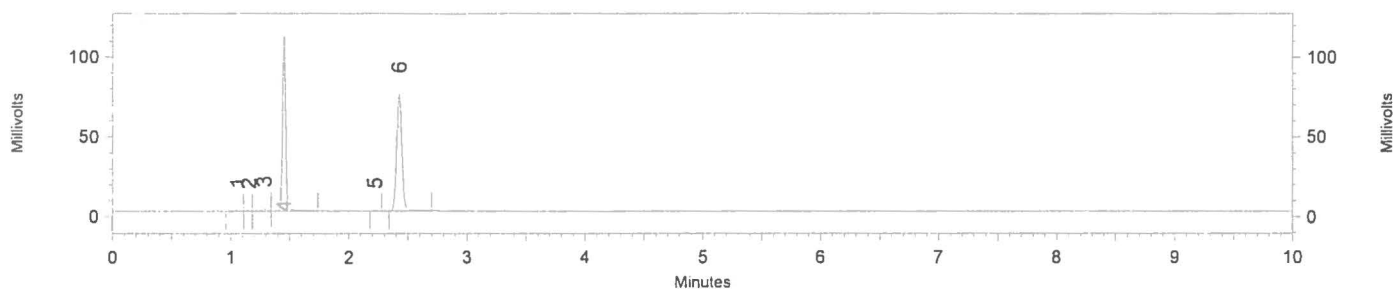
**Blood Alcohol Analysis Report**

Operator: Ana Lilia Romero  
 Acquired: 3/13/2014 5:52:44 AM  
 Sample: ELP-1312-02083-2  
 Vial : 66  
 Data File: C:\ChromQuest\Enterprise\Projects\Default\Data\BAC\ALRData\ALR031214\BAC\_ALR031214\_066.dat  
 Instrument: Thermo Trace GC Ultra/TriPlus HS (S/N: 320080876)

ALR

**Channel 1**

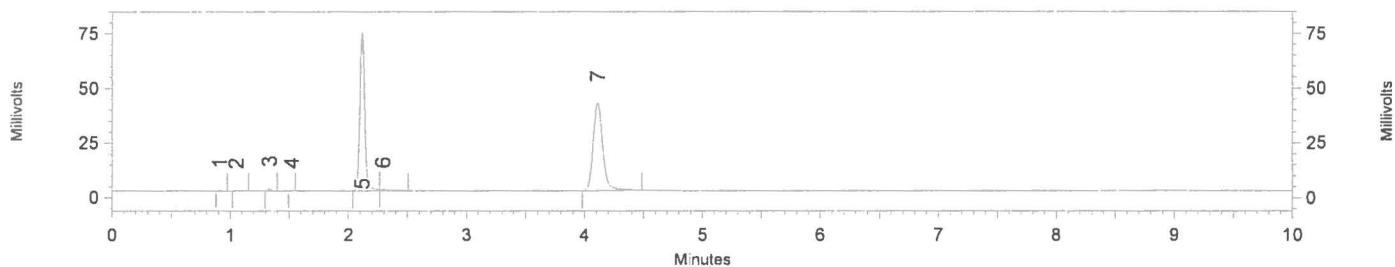
Column: Restek Rtx-BAC1, 30 m x 0.53 mm x 3  $\mu$ m (SN: 1139213)



No.	Compound	Time (min.)	Peak Area (pA*s)	Conc. (g/100 ml)
1		1.058	24288	0.0000
2	Methanol	1.155	14157	0.0000
3	Acetaldehyde	1.288	34067	0.0000
4	Ethanol	1.453	2052378	0.2187
5	Acetone	2.220	10101	0.0000
6	n-Propanol	2.425	2324500	1.0000

**Channel 2**

Column: Restek Rtx-BAC2, 30 m x 0.53 mm x 2  $\mu$ m (SN: 1139862)



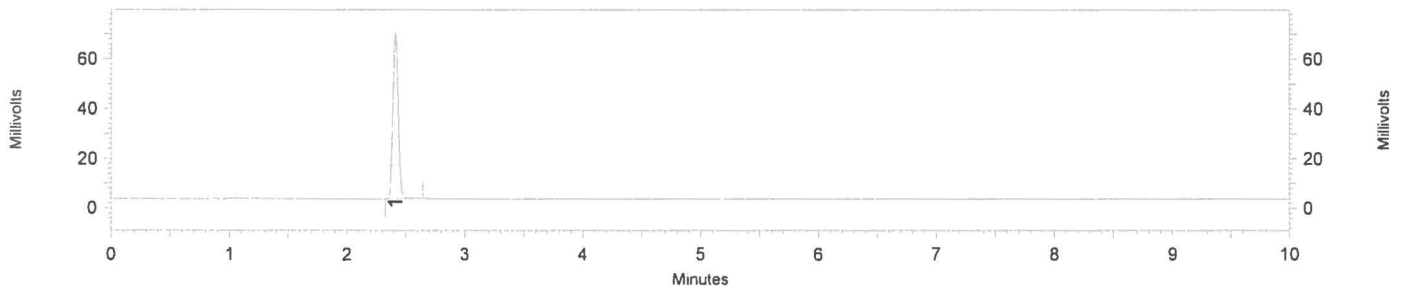
No.	Compound	Time (min.)	Peak Area (pA*s)	Conc. (g/100 ml)
1		0.910	5740	0.0000
2		1.053	5628	0.0000
3	Acetaldehyde	1.335	19954	0.0000
4		1.522	5600	0.0000
5	Ethanol	2.117	2034594	0.2087
6	Acetone	2.288	32160	0.0000
7	n-Propanol	4.110	2267673	1.0000

**Texas Department of Public Safety  
El Paso Regional Crime Laboratory**

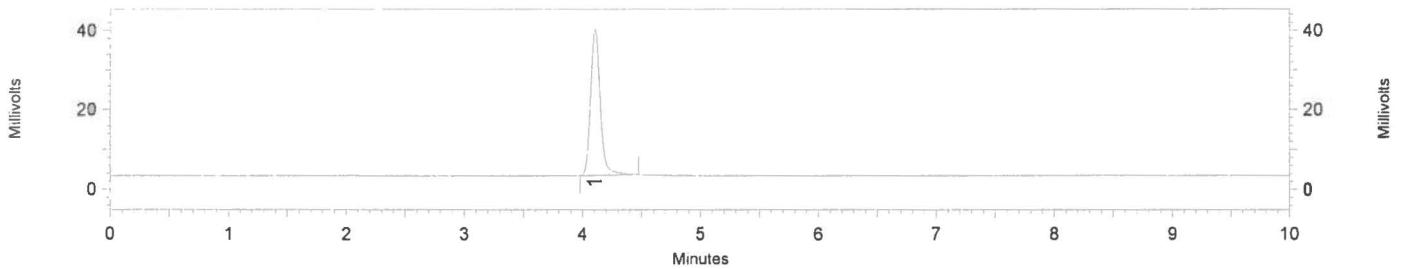
**Blood Alcohol Analysis Report**

Operator: **Ana Lilia Romero**  
 Acquired: 3/13/2014 6:06:39 AM  
 Sample: Method Blank (ALR 2013-09-27-198) ELP-1312-02084  
 Vial : 67  
 Data File: C:\ChromQuest\Enterprise\Projects\Default\Data\BAC\ALRData\ALR031214\BAC\_ALR031214\_067.dat  
 Instrument: Thermo Trace GC Ultra/TriPlus HS (S/N: 320080876)

ALR

**Channel 1**Column: Restek Rtx-BAC1, 30 m x 0.53 mm x 3  $\mu$ m (SN: 1139213)

No.	Compound	Time (min.)	Peak Area (pA*s)	Conc. (g/100 ml)
1	n-Propanol	2.413	2119434	1.0000

**Channel 2**Column: Restek Rtx-BAC2, 30 m x 0.53 mm x 2  $\mu$ m (SN: 1139862)

No.	Compound	Time (min.)	Peak Area (pA*s)	Conc. (g/100 ml)
1	n-Propanol	4.103	2094624	1.0000

**Texas Department of Public Safety**  
**El Paso Regional Crime Laboratory**

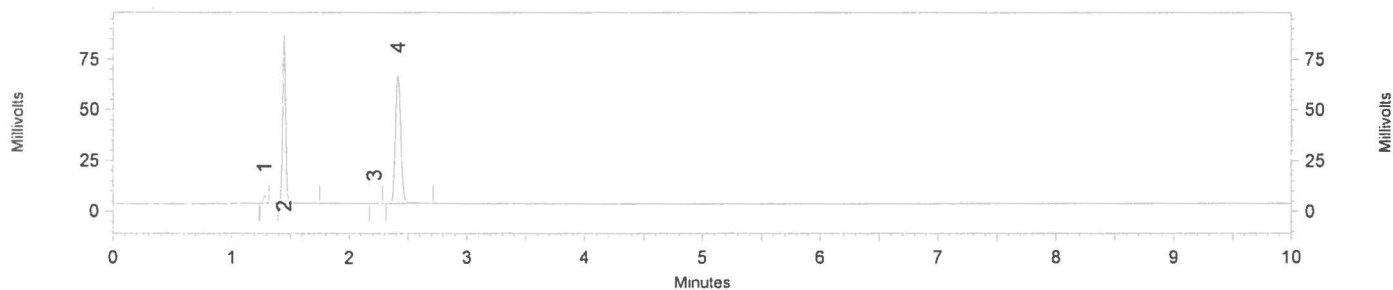
**Blood Alcohol Analysis Report**

*ALR*

**Operator:** Ana Lilia Romero  
**Acquired:** 3/13/2014 6:20:32 AM  
**Sample:** ELP-1312-02084-1  
**Vial :** 68  
**Data File:** C:\ChromQuest\Enterprise\Projects\Default\Data\BAC\ALRData\ALR031214\BAC\_ALR031214\_068.dat  
**Instrument:** Thermo Trace GC Ultra/TriPlus HS (S/N: 320080876)

**Channel 1**

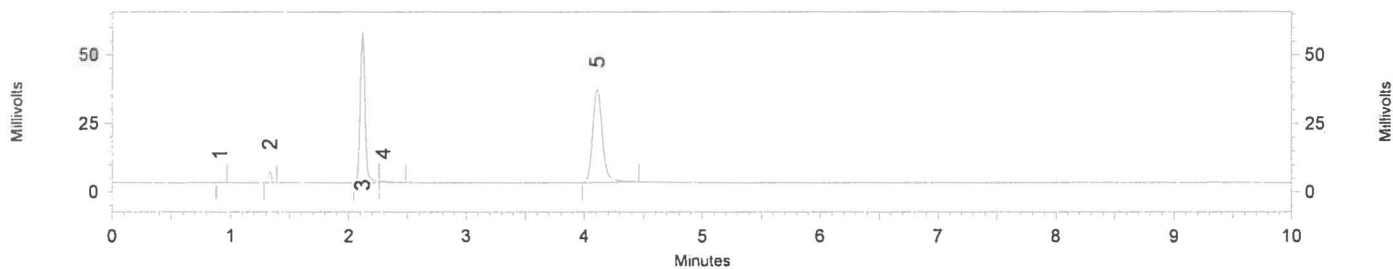
**Column:** Restek Rtx-BAC1, 30 m x 0.53 mm x 3  $\mu$ m (SN: 1139213)



No.	Compound	Time (min.)	Peak Area (pA*s)	Conc. (g/100 ml)
1	Acetaldehyde	1.285	69081	0.0000
2	Ethanol	1.448	1570295	0.1928
3	Acetone	2.213	9142	0.0000
4	n-Propanol	2.415	2017062	1.0000

**Channel 2**

**Column:** Restek Rtx-BAC2, 30 m x 0.53 mm x 2  $\mu$ m (SN: 1139862)



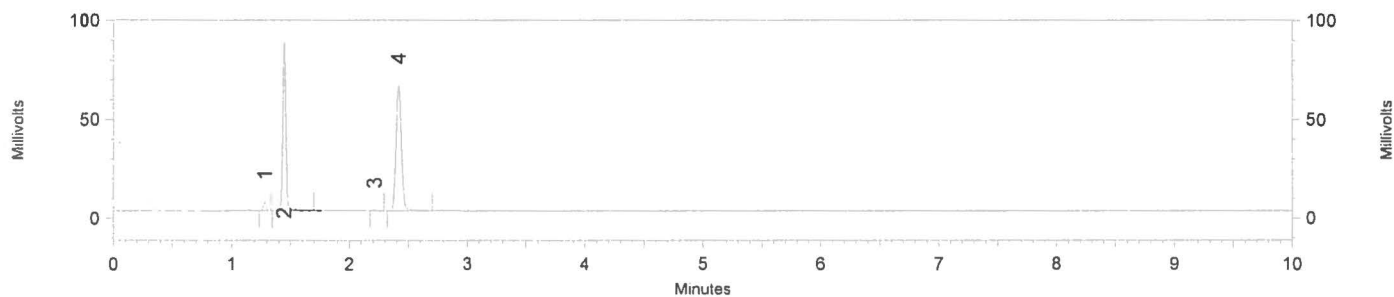
No.	Compound	Time (min.)	Peak Area (pA*s)	Conc. (g/100 ml)
1		0.910	5550	0.0000
2	Acetaldehyde	1.337	66545	0.0000
3	Ethanol	2.117	1558027	0.1869
4	Acetone	2.293	30889	0.0000
5	n-Propanol	4.108	1938857	1.0000

**Texas Department of Public Safety**  
**El Paso Regional Crime Laboratory**

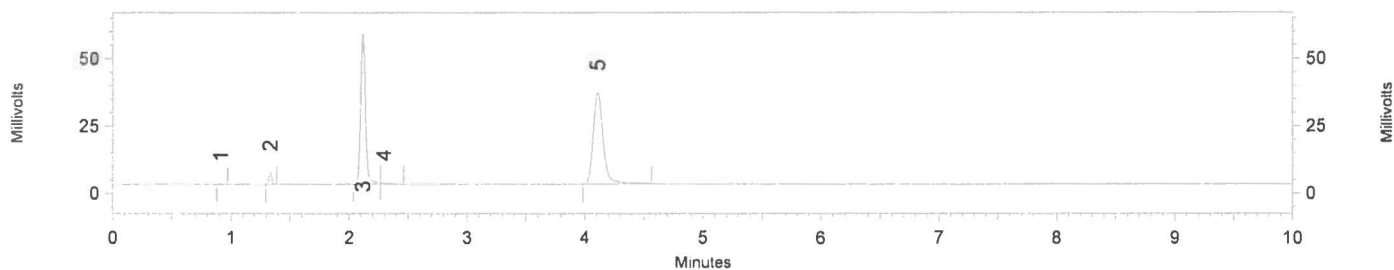
*NR*

**Blood Alcohol Analysis Report**

Operator: **Ana Lilia Romero**  
 Acquired: 3/13/2014 6:34:24 AM  
 Sample: ELP-1312-02084-2  
 Vial : 69  
 Data File: C:\ChromQuest\Enterprise\Projects\Default\Data\BAC\ALRData\ALR031214\BAC\_ALR031214\_069.dat  
 Instrument: Thermo Trace GC Ultra/TriPlus HS (S/N: 320080876)

**Channel 1**Column: Restek Rtx-BAC1, 30 m x 0.53 mm x 3  $\mu$ m (SN: 1139213)

No.	Compound	Time (min.)	Peak Area (pA*s)	Conc. (g/100 ml)
1	Acetaldehyde	1.285	71075	0.0000
2	Ethanol	1.448	1588762	0.1951
3	Acetone	2.212	9190	0.0000
4	n-Propanol	2.417	2016764	1.0000

**Channel 2**Column: Restek Rtx-BAC2, 30 m x 0.53 mm x 2  $\mu$ m (SN: 1139862)

No.	Compound	Time (min.)	Peak Area (pA*s)	Conc. (g/100 ml)
1		0.912	5443	0.0000
2	Acetaldehyde	1.337	67415	0.0000
3	Ethanol	2.117	1587856	0.1880
4	Acetone	2.295	27330	0.0000
5	n-Propanol	4.108	1964374	1.0000

**Texas Department of Public Safety  
El Paso Regional Crime Laboratory**

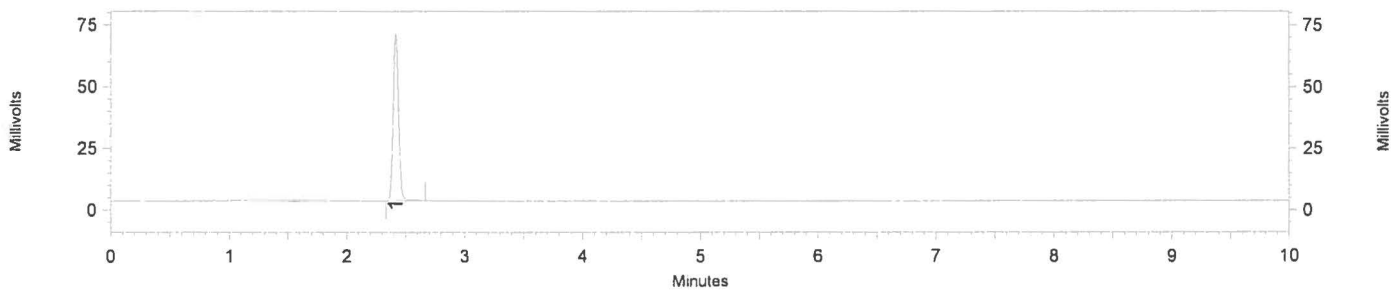
**Blood Alcohol Analysis Report**

Operator: **Ana Lilia Romero**  
 Acquired: 3/13/2014 6:48:19 AM  
 Sample: Method Blank (ALR 2013-09-27-198) ELP-1312-02085  
 Vial : 70  
 Data File: C:\ChromQuest\Enterprise\Projects\Default\Data\BAC\ALRData\ALR031214\BAC\_ALR031214\_070.dat  
 Instrument: Thermo Trace GC Ultra/TriPlus HS (S/N: 320080876)

*ALR*

**Channel 1**

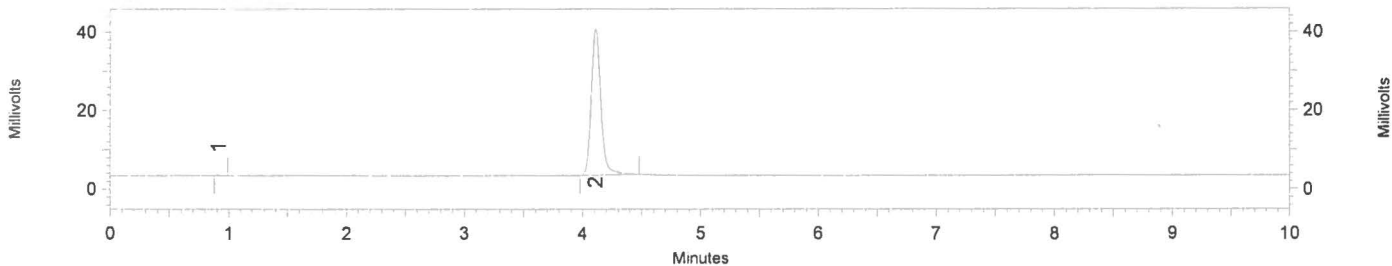
Column: Restek Rtx-BAC1, 30 m x 0.53 mm x 3 μm (SN: 1139213)



No.	Compound	Time (min.)	Peak Area (pA*s)	Conc. (g/100 ml)
1	n-Propanol	2.417	2144875	1.0000

**Channel 2**

Column: Restek Rtx-BAC2, 30 m x 0.53 mm x 2 μm (SN: 1139862)



No.	Compound	Time (min.)	Peak Area (pA*s)	Conc. (g/100 ml)
1		0.912	5514	0.0000
2	n-Propanol	4.108	2119993	1.0000

**Texas Department of Public Safety  
El Paso Regional Crime Laboratory**

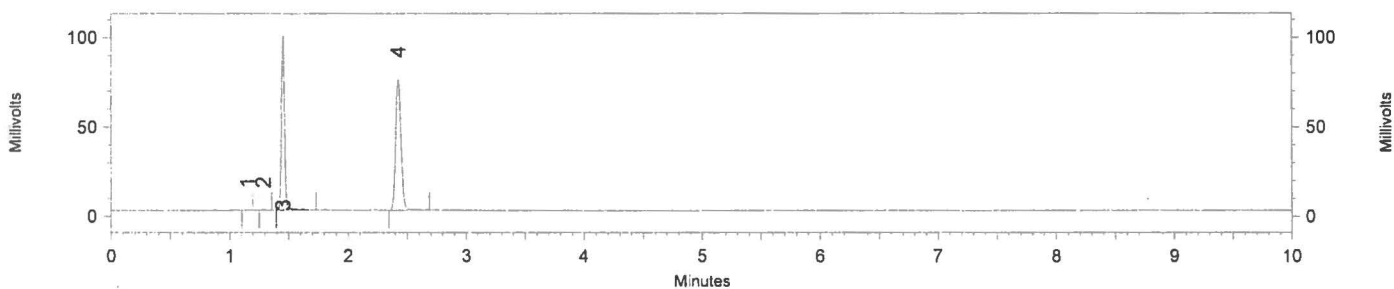
**Blood Alcohol Analysis Report**

*AR*

Operator: **Ana Lilia Romero**  
 Acquired: 3/13/2014 7:02:15 AM  
 Sample: ELP-1312-02085-1  
 Vial : 71  
 Data File: C:\ChromQuest\Enterprise\Projects\Default\Data\BAC\ALRData\ALR031214\BAC\_ALR031214\_071.dat  
 Instrument: Thermo Trace GC Ultra/TriPlus HS (S/N: 320080876)

**Channel 1**

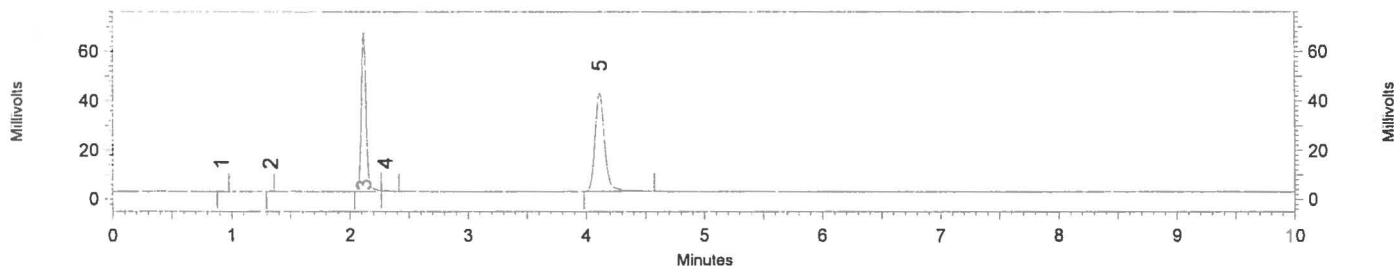
Column: Restek Rtx-BAC1, 30 m x 0.53 mm x 3  $\mu$ m (SN: 1139213)



No.	Compound	Time (min.)	Peak Area (pA*s)	Conc. (g/100 ml)
1	Methanol	1.153	7625	0.0000
2	Acetaldehyde	1.290	8811	0.0000
3	Ethanol	1.453	1829744	0.1950
4	n-Propanol	2.425	2323605	1.0000

**Channel 2**

Column: Restek Rtx-BAC2, 30 m x 0.53 mm x 2  $\mu$ m (SN: 1139862)



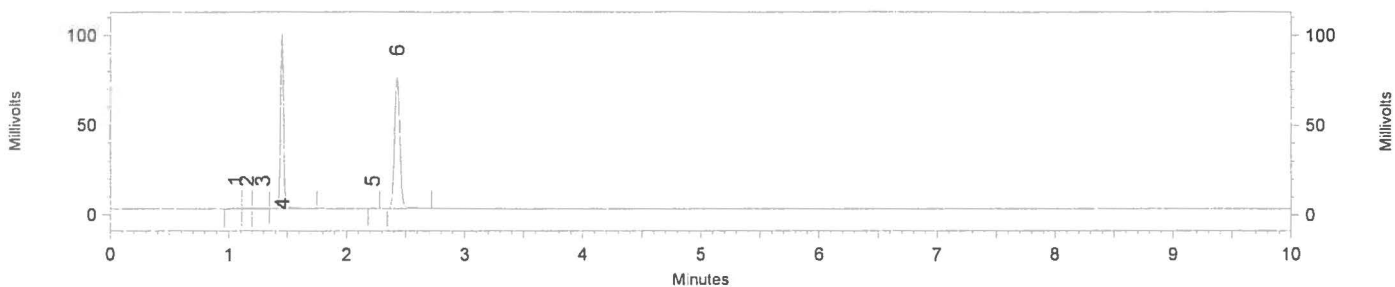
No.	Compound	Time (min.)	Peak Area (pA*s)	Conc. (g/100 ml)
1		0.912	6308	0.0000
2	Acetaldehyde	1.333	7070	0.0000
3	Ethanol	2.117	1821113	0.1852
4	Acetone	2.297	23428	0.0000
5	n-Propanol	4.112	2287927	1.0000

**Texas Department of Public Safety**  
**El Paso Regional Crime Laboratory**

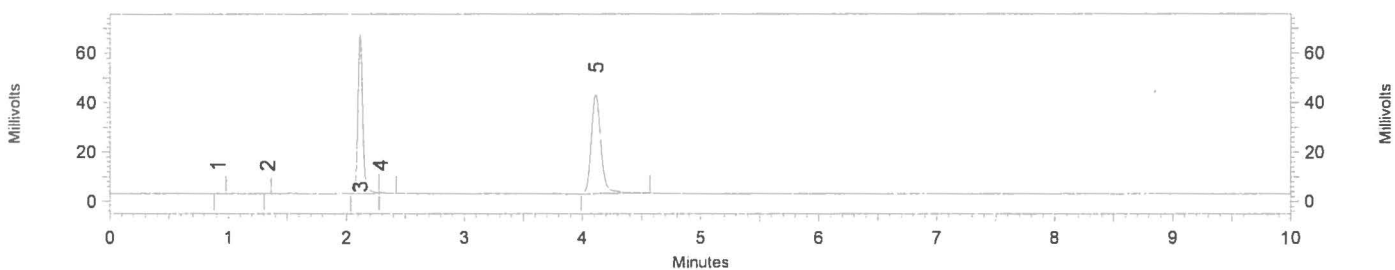
**Blood Alcohol Analysis Report**

Operator: **Ana Lilia Romero**  
 Acquired: 3/13/2014 7:16:08 AM  
 Sample: ELP-1312-02085-2  
 Vial : 72  
 Data File: C:\ChromQuest\Enterprise\Projects\Default\Data\BAC\ALRData\ALR031214\BAC\_ALR031214\_072.dat  
 Instrument: Thermo Trace GC Ultra/TriPlus HS (S/N: 320080876)

ALR

**Channel 1**Column: Restek Rtx-BAC1, 30 m x 0.53 mm x 3  $\mu$ m (SN: 1139213)

No.	Compound	Time (min.)	Peak Area (pA*s)	Conc. (g/100 ml)
1		1.058	23210	0.0000
2	Methanol	1.155	16280	0.0000
3	Acetaldehyde	1.292	20031	0.0000
4	Ethanol	1.455	1828652	0.1947
5	Acetone	2.218	7861	0.0000
6	n-Propanol	2.427	2326313	1.0000

**Channel 2**Column: Restek Rtx-BAC2, 30 m x 0.53 mm x 2  $\mu$ m (SN: 1139862)

No.	Compound	Time (min.)	Peak Area (pA*s)	Conc. (g/100 ml)
1		0.913	5400	0.0000
2	Acetaldehyde	1.335	6589	0.0000
3	Ethanol	2.118	1820574	0.1854
4	Acetone	2.290	20145	0.0000
5	n-Propanol	4.113	2284122	1.0000

**Texas Department of Public Safety  
El Paso Regional Crime Laboratory**

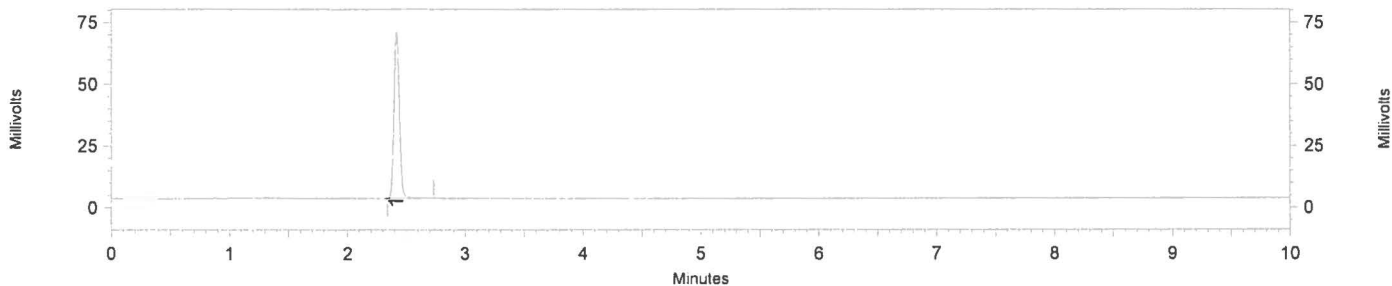
**Blood Alcohol Analysis Report**

*ALR*

**Operator:** Ana Lilia Romero  
**Acquired:** 3/13/2014 7:30:01 AM  
**Sample:** Method Blank (ALR 2013-09-27-198) ELP-1312-02086  
**Vial :** 73  
**Data File:** C:\ChromQuest\Enterprise\Projects\Default\Data\BAC\ALRData\ALR031214\BAC\_ALR031214\_073.dat  
**Instrument:** Thermo Trace GC Ultra/TriPlus HS (S/N: 320080876)

**Channel 1**

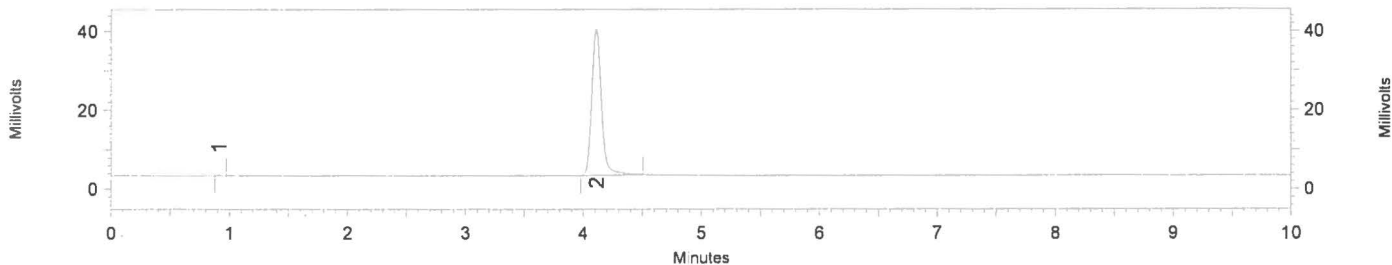
**Column:** Restek Rtx-BAC1, 30 m x 0.53 mm x 3 µm (SN: 1139213)



No.	Compound	Time (min.)	Peak Area (pA*s)	Conc. (g/100 ml)
1	n-Propanol	2.417	2146194	1.0000

**Channel 2**

**Column:** Restek Rtx-BAC2, 30 m x 0.53 mm x 2 µm (SN: 1139862)



No.	Compound	Time (min.)	Peak Area (pA*s)	Conc. (g/100 ml)
1		0.912	5619	0.0000
2	n-Propanol	4.110	2117421	1.0000



**Texas Department of Public Safety**  
**El Paso Regional Crime Laboratory**

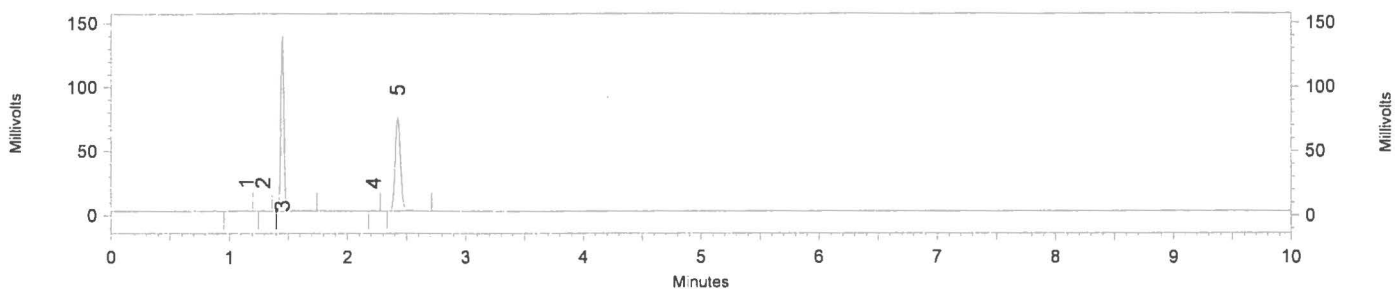
*ALR*

**Blood Alcohol Analysis Report**

Operator: **Ana Lilia Romero**  
 Acquired: 3/13/2014 7:43:54 AM  
 Sample: ELP-1312-02086-1  
 Vial : 74  
 Data File: C:\ChromQuest\Enterprise\Projects\Default\Data\BAC\ALRData\ALR031214\BAC\_ALR031214\_074.dat  
 Instrument: Thermo Trace GC Ultra/TriPlus HS (S/N: 320080876)

**Channel 1**

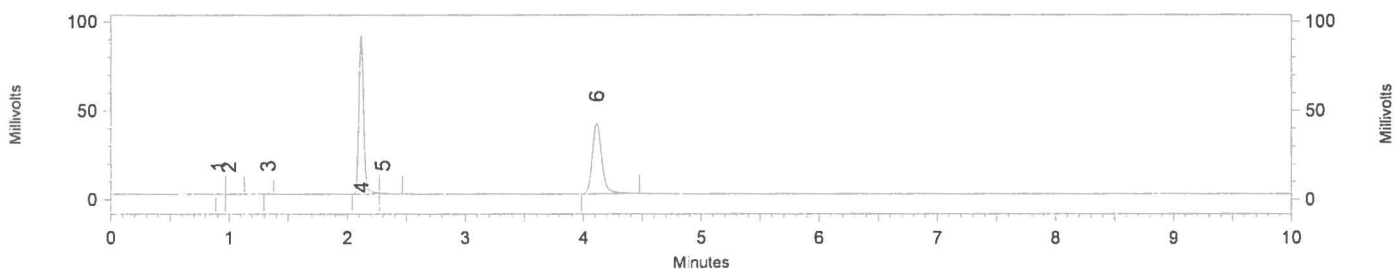
Column: Restek Rtx-BAC1, 30 m x 0.53 mm x 3  $\mu$ m (SN: 1139213)



No.	Compound	Time (min.)	Peak Area (pA*s)	Conc. (g/100 ml)
1	Methanol	1.152	20337	0.0000
2	Acetaldehyde	1.290	12555	0.0000
3	Ethanol	1.453	2521984	0.2700
4	Acetone	2.218	8918	0.0000
5	n-Propanol	2.425	2312972	1.0000

**Channel 2**

Column: Restek Rtx-BAC2, 30 m x 0.53 mm x 2  $\mu$ m (SN: 1139862)



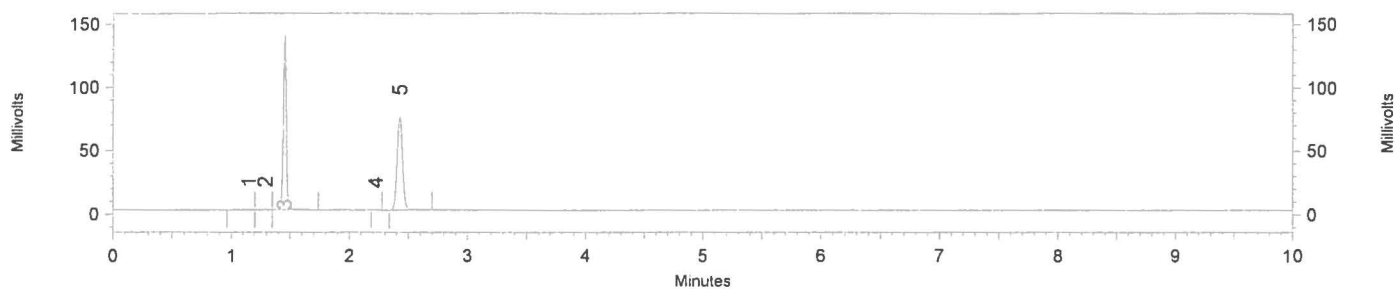
No.	Compound	Time (min.)	Peak Area (pA*s)	Conc. (g/100 ml)
1		0.910	5985	0.0000
2		0.997	5869	0.0000
3	Acetaldehyde	1.333	10139	0.0000
4	Ethanol	2.117	2489158	0.2585
5	Acetone	2.297	30710	0.0000
6	n-Propanol	4.113	2240442	1.0000

**Texas Department of Public Safety**  
**EI Paso Regional Crime Laboratory**

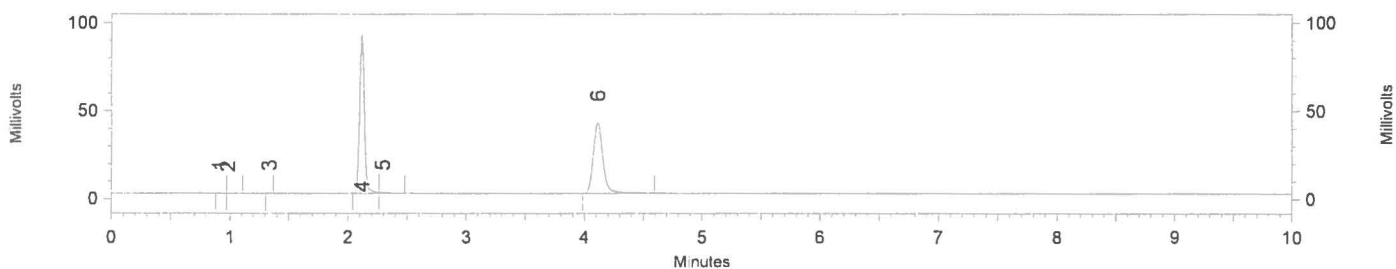
**Blood Alcohol Analysis Report**

Operator: **Ana Lilia Romero**  
 Acquired: 3/13/2014 7:57:47 AM  
 Sample: ELP-1312-02086-2  
 Vial : 75  
 Data File: C:\ChromQuest\Enterprise\Projects\Default\Data\BAC\ALRData\ALR031214\BAC\_ALR031214\_075.dat  
 Instrument: Thermo Trace GC Ultra/TriPlus HS (S/N: 320080876)

ALR

**Channel 1**Column: Restek Rtx-BAC1, 30 m x 0.53 mm x 3  $\mu$ m (SN: 1139213)

No.	Compound	Time (min.)	Peak Area (pA*s)	Conc. (g/100 ml)
1	Methanol	1.152	40561	0.0000
2	Acetaldehyde	1.292	24518	0.0000
3	Ethanol	1.453	2554364	0.2711
4	Acetone	2.223	7888	0.0000
5	n-Propanol	2.425	2333652	1.0000

**Channel 2**Column: Restek Rtx-BAC2, 30 m x 0.53 mm x 2  $\mu$ m (SN: 1139862)

No.	Compound	Time (min.)	Peak Area (pA*s)	Conc. (g/100 ml)
1		0.912	6465	0.0000
2		0.982	6037	0.0000
3	Acetaldehyde	1.337	9849	0.0000
4	Ethanol	2.117	2509615	0.2552
5	Acetone	2.292	31828	0.0000
6	n-Propanol	4.112	2287491	1.0000

**Texas Department of Public Safety  
El Paso Regional Crime Laboratory**

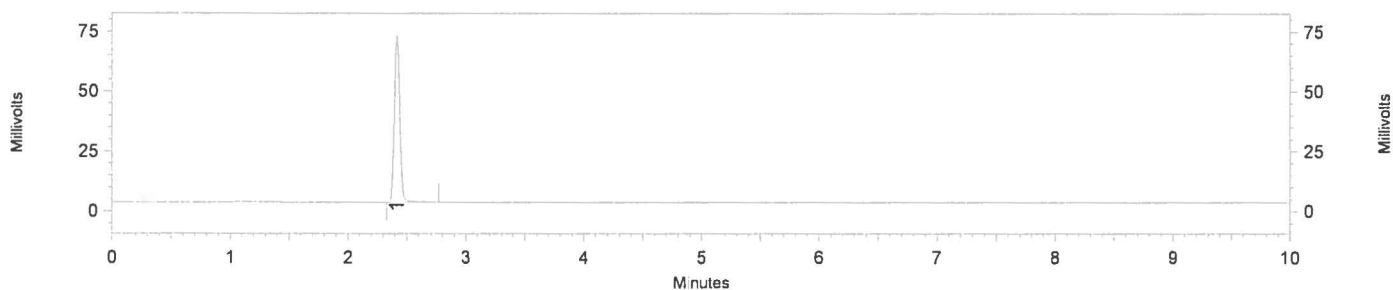
**Blood Alcohol Analysis Report**

Operator: **Ana Lilia Romero**  
 Acquired: 3/13/2014 8:11:30 AM  
 Sample: Method Blank (ALR 2013-09-27-198) ELP-1312-02087  
 Vial : 76  
 Data File: C:\ChromQuest\Enterprise\Projects\Default\Data\BAC\ALRData\ALR031214\BAC\_ALR031214\_076.dat  
 Instrument: Thermo Trace GC Ultra/TriPlus HS (S/N: 320080876)

*ALR*

**Channel 1**

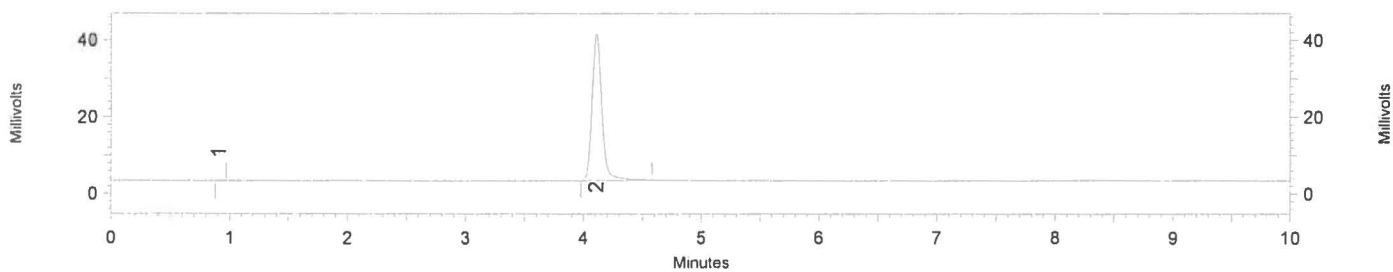
Column: Restek Rtx-BAC1, 30 m x 0.53 mm x 3  $\mu$ m (SN: 1139213)



No.	Compound	Time (min.)	Peak Area (pA*s)	Conc. (g/100 ml)
1	n-Propanol	2.417	2213391	1.0000

**Channel 2**

Column: Restek Rtx-BAC2, 30 m x 0.53 mm x 2  $\mu$ m (SN: 1139862)



No.	Compound	Time (min.)	Peak Area (pA*s)	Conc. (g/100 ml)
1		0.908	6681	0.0000
2	n-Propanol	4.108	2193691	1.0000

**Texas Department of Public Safety**  
**El Paso Regional Crime Laboratory**

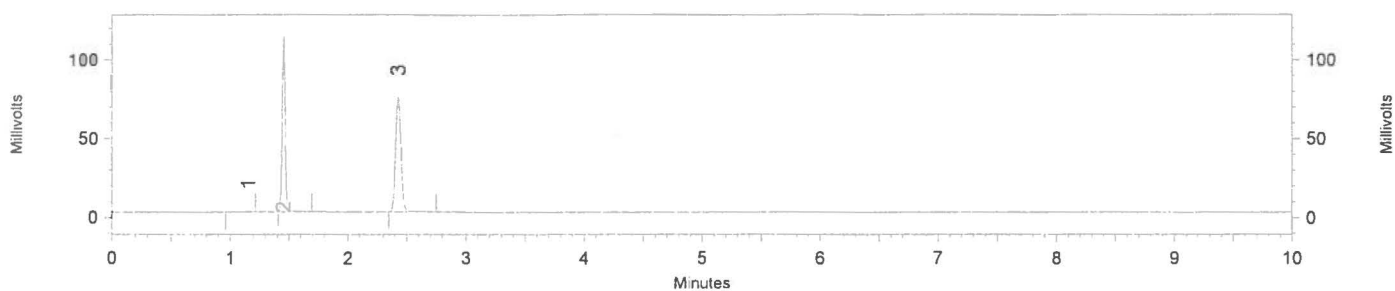
**Blood Alcohol Analysis Report**

Operator: **Ana Lilia Romero**  
 Acquired: 3/13/2014 8:25:23 AM  
 Sample: ELP-1312-02087-1  
 Vial : 77  
 Data File: C:\ChromQuest\Enterprise\Projects\Default\Data\BAC\ALRData\ALR031214\BAC\_ALR031214\_077.dat  
 Instrument: Thermo Trace GC Ultra/TriPlus HS (S/N: 320080876)

*ALR*

**Channel 1**

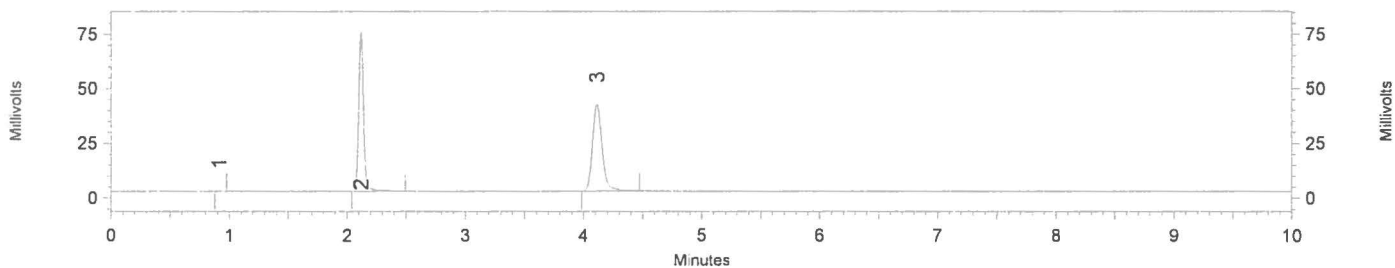
Column: Restek Rtx-BAC1, 30 m x 0.53 mm x 3  $\mu$ m (SN: 1139213)



No.	Compound	Time (min.)	Peak Area (pA*s)	Conc. (g/100 ml)
1	Methanol	1.155	18555	0.0000
2	Ethanol	1.453	2058995	0.2207
3	n-Propanol	2.427	2310138	1.0000

**Channel 2**

Column: Restek Rtx-BAC2, 30 m x 0.53 mm x 2  $\mu$ m (SN: 1139862)



No.	Compound	Time (min.)	Peak Area (pA*s)	Conc. (g/100 ml)
1		0.913	6490	0.0000
2	Ethanol	2.118	2085916	0.2165
3	n-Propanol	4.112	2241524	1.0000

**Texas Department of Public Safety  
El Paso Regional Crime Laboratory**

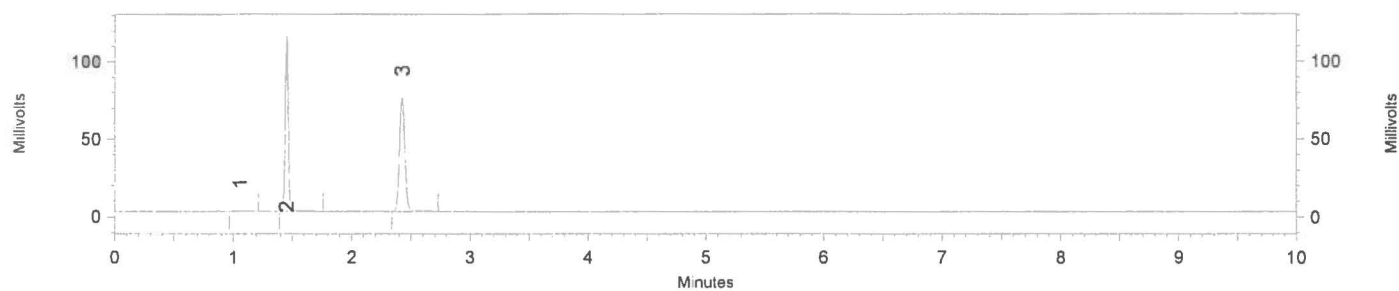
**Blood Alcohol Analysis Report**

ALR

**Operator:** Ana Lilia Romero  
**Acquired:** 3/13/2014 8:39:08 AM  
**Sample:** ELP-1312-02087-2  
**Vial :** 78  
**Data File:** C:\ChromQuest\Enterprise\Projects\Default\Data\BAC\ALRData\ALR031214\BAC\_ALR031214\_078.dat  
**Instrument:** Thermo Trace GC Ultra/TriPlus HS (S/N: 320080876)

**Channel 1**

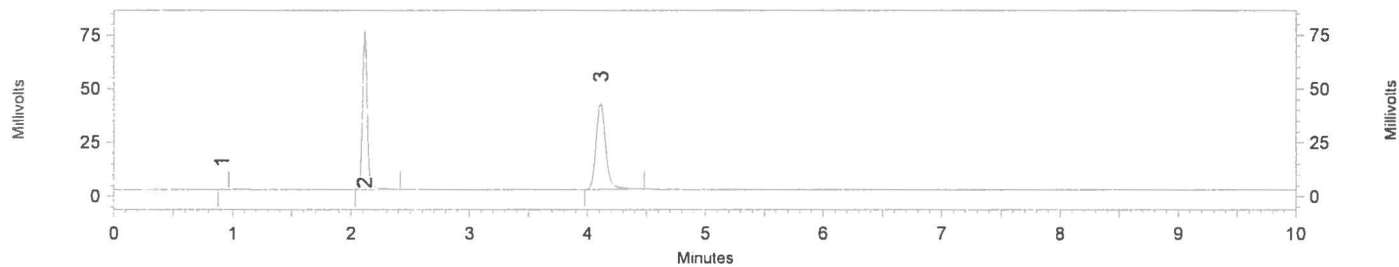
**Column:** Restek Rtx-BAC1, 30 m x 0.53 mm x 3  $\mu$ m (SN: 1139213)



No.	Compound	Time (min.)	Peak Area (pA*s)	Conc. (g/100 ml)
1		1.057	27057	0.0000
2	Ethanol	1.453	2077813	0.2214
3	n-Propanol	2.425	2324380	1.0000

**Channel 2**

**Column:** Restek Rtx-BAC2, 30 m x 0.53 mm x 2  $\mu$ m (SN: 1139862)



No.	Compound	Time (min.)	Peak Area (pA*s)	Conc. (g/100 ml)
1		0.910	5963	0.0000
2	Ethanol	2.115	2082981	0.2148
3	n-Propanol	4.112	2256224	1.0000

**Texas Department of Public Safety  
El Paso Regional Crime Laboratory**

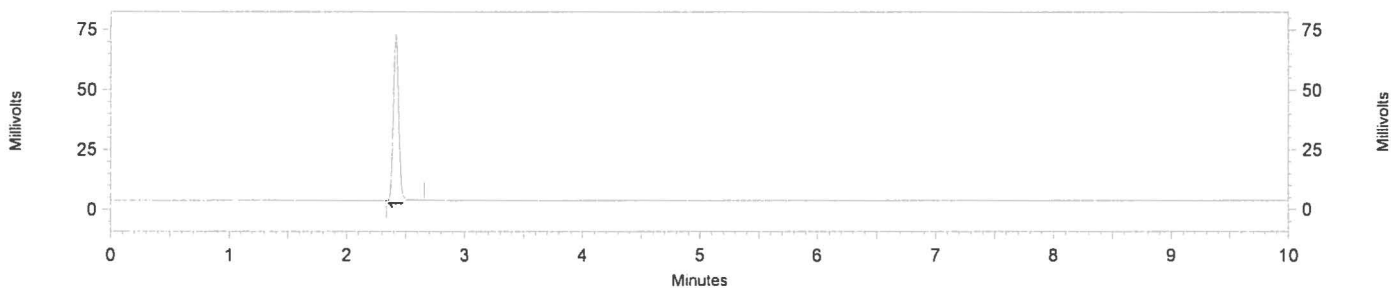
**Blood Alcohol Analysis Report**

*ALR*

Operator: **Ana Lilia Romero**  
 Acquired: 3/13/2014 8:52:57 AM  
 Sample: Method Blank (ALR 2013-09-27-198) ELP-1312-02088  
 Vial : 79  
 Data File: C:\ChromQuest\Enterprise\Projects\Default\Data\BAC\ALRData\ALR031214\BAC\_ALR031214\_079.dat  
 Instrument: Thermo Trace GC Ultra/TriPlus HS (S/N: 320080876)

**Channel 1**

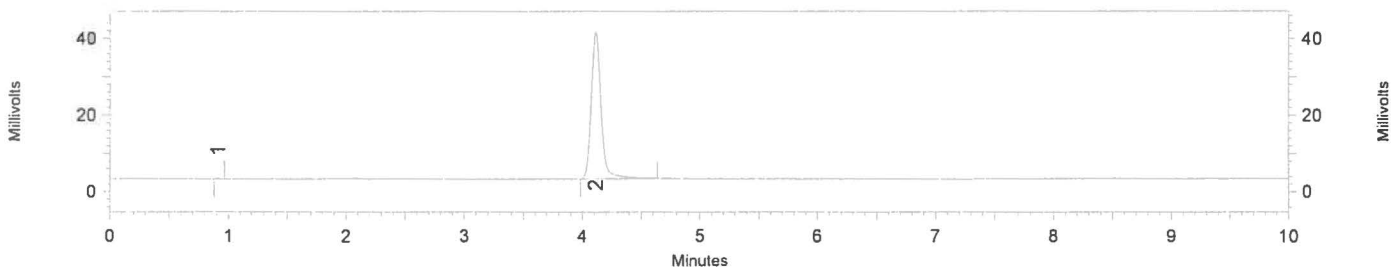
Column: Restek Rtx-BAC1, 30 m x 0.53 mm x 3  $\mu$ m (SN: 1139213)



No.	Compound	Time (min.)	Peak Area (pA*s)	Conc. (g/100 ml)
1	n-Propanol	2.418	2201334	1.0000

**Channel 2**

Column: Restek Rtx-BAC2, 30 m x 0.53 mm x 2  $\mu$ m (SN: 1139862)



No.	Compound	Time (min.)	Peak Area (pA*s)	Conc. (g/100 ml)
1		0.910	5277	0.0000
2	n-Propanol	4.113	2205415	1.0000

**Texas Department of Public Safety  
El Paso Regional Crime Laboratory**

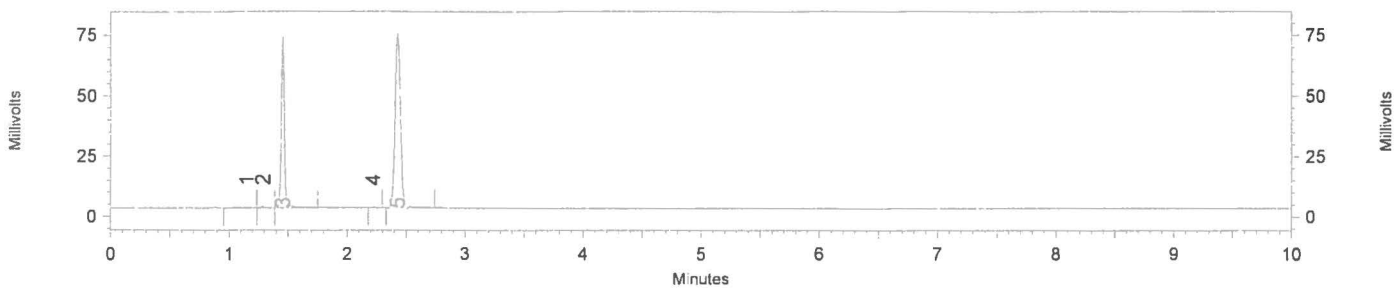
**Blood Alcohol Analysis Report**

*ALR*

Operator: **Ana Lilia Romero**  
 Acquired: 3/13/2014 9:06:35 AM  
 Sample: ELP-1312-02088-1  
 Vial : 80  
 Data File: C:\ChromQuest\Enterprise\Projects\Default\Data\BAC\ALRData\ALR031214\BAC\_ALR031214\_080.dat  
 Instrument: Thermo Trace GC Ultra/TriPlus HS (S/N: 320080876)

**Channel 1**

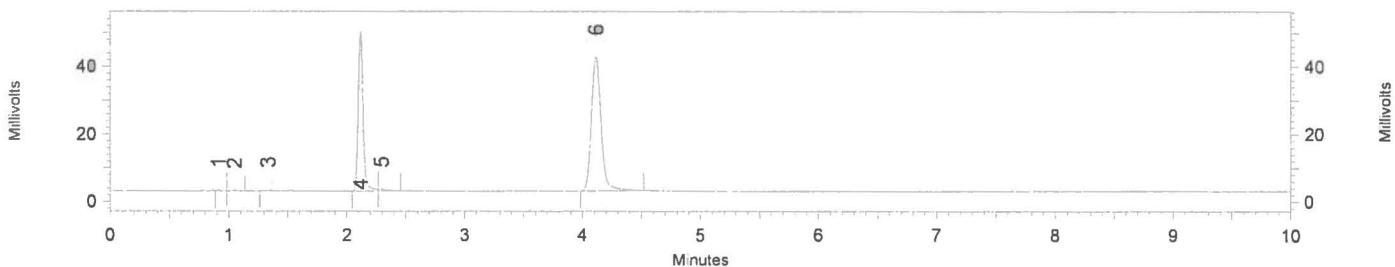
Column: Restek Rtx-BAC1, 30 m x 0.53 mm x 3  $\mu$ m (SN: 1139213)



No.	Compound	Time (min.)	Peak Area (pA*s)	Conc. (g/100 ml)
1	Methanol	1.152	26139	0.0000
2	Acetaldehyde	1.290	14101	0.0000
3	Ethanol	1.455	1337858	0.1441
4	Acetone	2.220	9398	0.0000
5	n-Propanol	2.427	2299960	1.0000

**Channel 2**

Column: Restek Rtx-BAC2, 30 m x 0.53 mm x 2  $\mu$ m (SN: 1139862)



No.	Compound	Time (min.)	Peak Area (pA*s)	Conc. (g/100 ml)
1		0.912	6413	0.0000
2		1.050	6372	0.0000
3	Acetaldehyde	1.335	8935	0.0000
4	Ethanol	2.117	1345199	0.1387
5	Acetone	2.295	24995	0.0000
6	n-Propanol	4.113	2256524	1.0000

**Texas Department of Public Safety**  
**El Paso Regional Crime Laboratory**

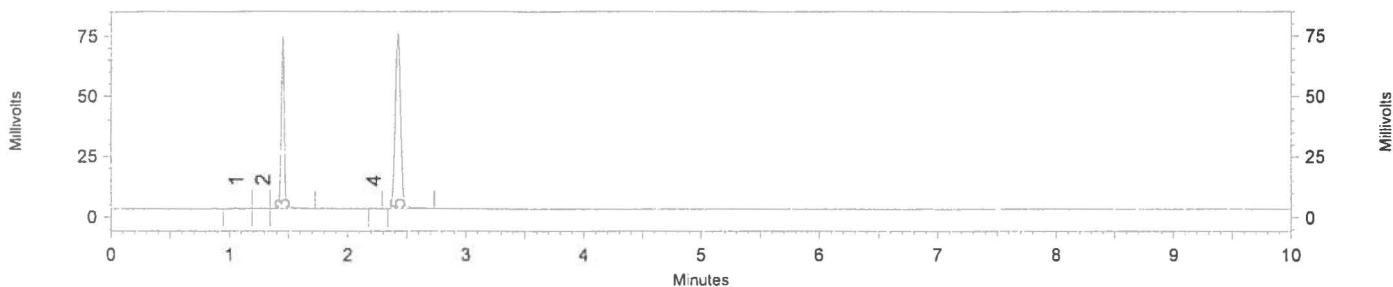
ALR

**Blood Alcohol Analysis Report**

**Operator:** Ana Lilia Romero  
**Acquired:** 3/13/2014 9:20:20 AM  
**Sample:** ELP-1312-02088-2  
**Vial :** 81  
**Data File:** C:\ChromQuest\Enterprise\Projects\Default\Data\BAC\ALRData\ALR031214\BAC\_ALR031214\_081.dat  
**Instrument:** Thermo Trace GC Ultra/TriPlus HS (S/N: 320080876)

**Channel 1**

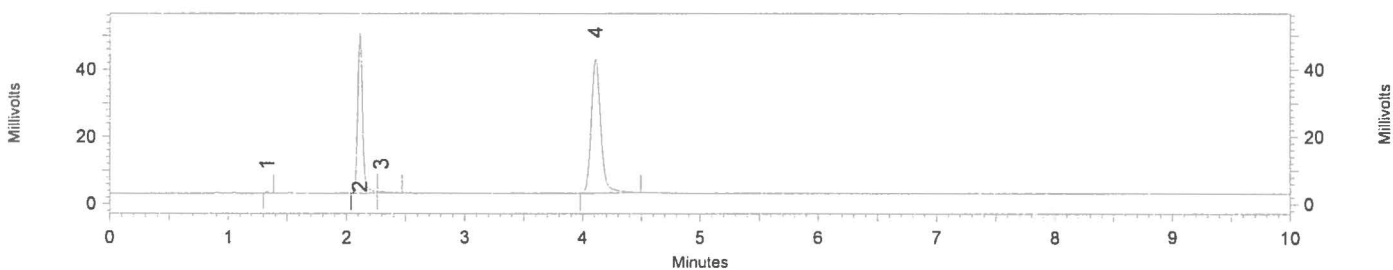
**Column:** Restek Rtx-BAC1, 30 m x 0.53 mm x 3  $\mu$ m (SN: 1139213)



No.	Compound	Time (min.)	Peak Area (pA*s)	Conc. (g/100 ml)
1		1.058	34424	0.0000
2	Acetaldehyde	1.287	20538	0.0000
3	Ethanol	1.452	1342260	0.1442
4	Acetone	2.220	9869	0.0000
5	n-Propanol	2.423	2304927	1.0000

**Channel 2**

**Column:** Restek Rtx-BAC2, 30 m x 0.53 mm x 2  $\mu$ m (SN: 1139862)



No.	Compound	Time (min.)	Peak Area (pA*s)	Conc. (g/100 ml)
1	Acetaldehyde	1.330	8355	0.0000
2	Ethanol	2.113	1346108	0.1389
3	Acetone	2.292	26189	0.0000
4	n-Propanol	4.108	2254502	1.0000



**Texas Department of Public Safety  
El Paso Regional Crime Laboratory**

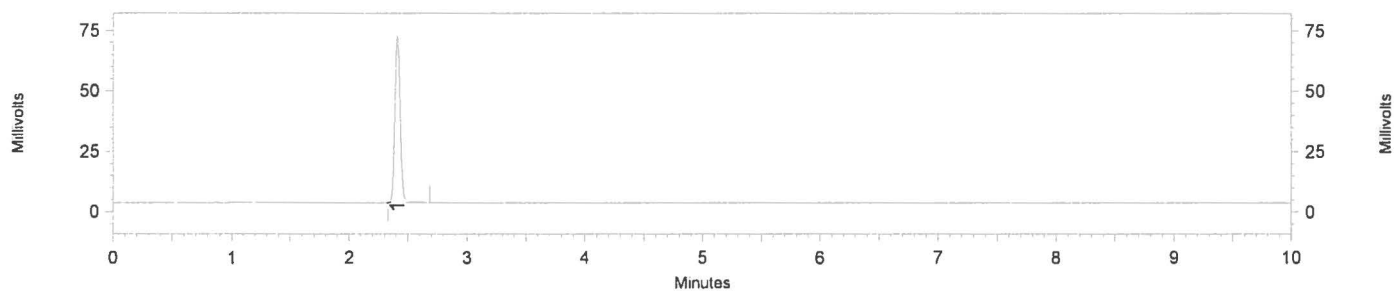
**Blood Alcohol Analysis Report**

ALR

**Operator:** Ana Lilia Romero  
**Acquired:** 3/13/2014 9:34:11 AM  
**Sample:** Method Blank (ALR 2013-09-27-198) ELP-1312-02089  
**Vial :** 82  
**Data File:** C:\ChromQuest\Enterprise\Projects\Default\Data\BAC\ALRData\ALR031214\BAC\_ALR031214\_082.dat  
**Instrument:** Thermo Trace GC Ultra/TriPlus HS (S/N: 320080876)

**Channel 1**

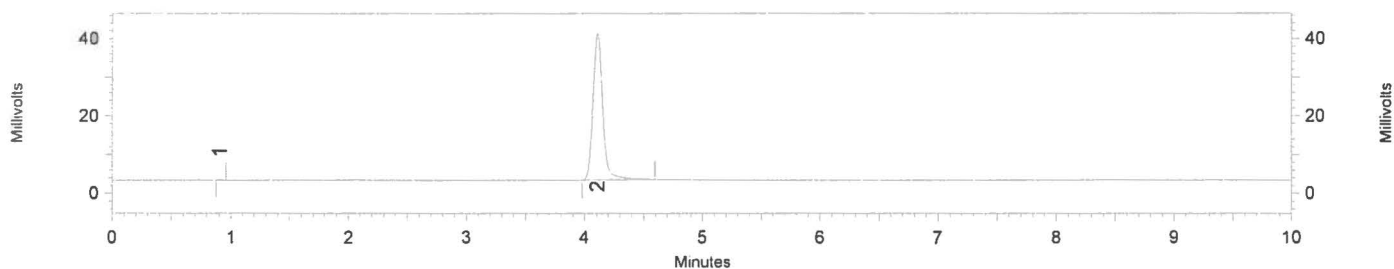
**Column:** Restek Rtx-BAC1, 30 m x 0.53 mm x 3  $\mu$ m (SN: 1139213)



No.	Compound	Time (min.)	Peak Area (pA*s)	Conc. (g/100 ml)
1	n-Propanol	2.410	2193899	1.0000

**Channel 2**

**Column:** Restek Rtx-BAC2, 30 m x 0.53 mm x 2  $\mu$ m (SN: 1139862)



No.	Compound	Time (min.)	Peak Area (pA*s)	Conc. (g/100 ml)
1		0.905	5650	0.0000
2	n-Propanol	4.107	2184664	1.0000

**Texas Department of Public Safety  
El Paso Regional Crime Laboratory**

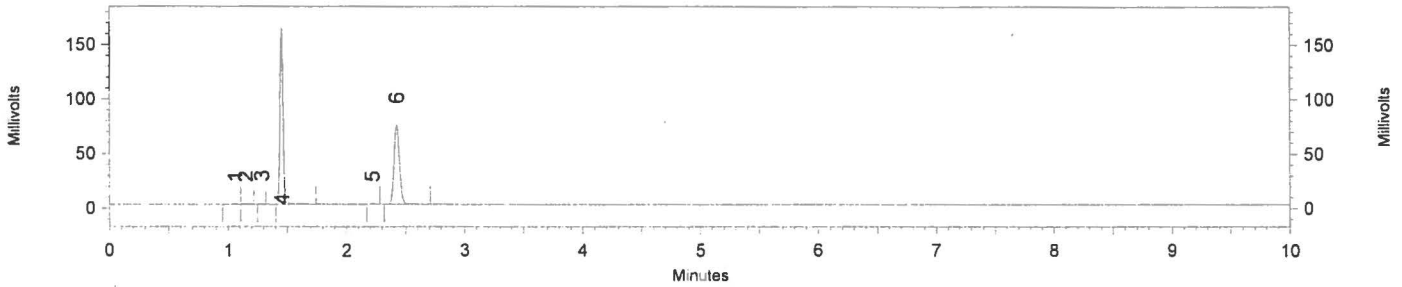
**Blood Alcohol Analysis Report**

*ALR*

Operator: Ana Lilia Romero  
 Acquired: 3/13/2014 9:47:56 AM  
 Sample: ELP-1312-02089-1  
 Vial: 83  
 Data File: C:\ChromQuest\Enterprise\Projects\Default\Data\BAC\ALRData\ALR031214\BAC\_ALR031214\_083.dat  
 Instrument: Thermo Trace GC Ultra/TriPlus HS (S/N: 320080876)

**Channel 1**

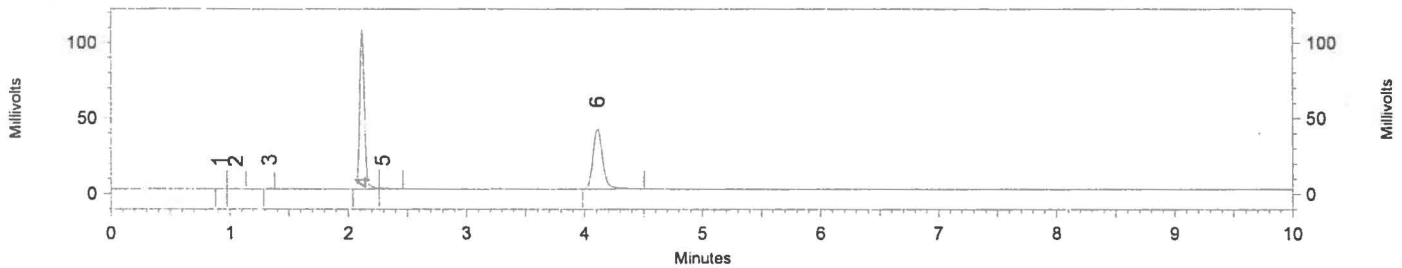
Column: Restek Rtx-BAC1, 30 m x 0.53 mm x 3  $\mu$ m (SN: 1139213)



No.	Compound	Time (min.)	Peak Area (pA*s)	Conc. (g/100 ml)
1		1.060	12802	0.0000
2	Methanol	1.152	11856	0.0000
3	Acetaldehyde	1.290	20119	0.0000
4	Ethanol	1.453	2984015	0.3199
5	Acetone	2.220	15384	0.0000
6	n-Propanol	2.425	2309907	1.0000

**Channel 2**

Column: Restek Rtx-BAC2, 30 m x 0.53 mm x 2  $\mu$ m (SN: 1139862)



No.	Compound	Time (min.)	Peak Area (pA*s)	Conc. (g/100 ml)
1		0.912	6583	0.0000
2		1.050	7127	0.0000
3	Acetaldehyde	1.335	18616	0.0000
4	Ethanol	2.117	2934912	0.3042
5	Acetone	2.292	40772	0.0000
6	n-Propanol	4.108	2244488	1.0000

# Texas Department of Public Safety El Paso Regional Crime Laboratory

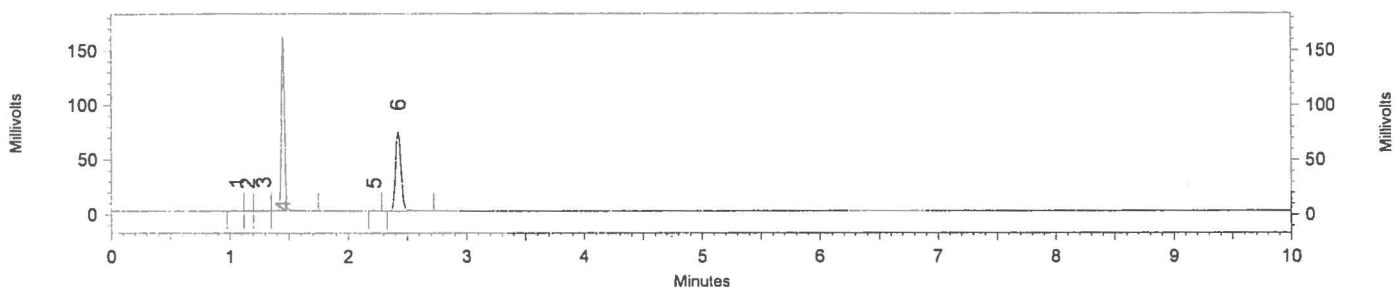
## Blood Alcohol Analysis Report

Operator: Ana Lilia Romero  
 Acquired: 3/13/2014 10:01:29 AM  
 Sample: ELP-1312-02089-2  
 Vial : 84  
 Data File: C:\ChromQuest\Enterprise\Projects\Default\Data\BAC\ALRData\ALR031214\BAC\_ALR031214\_084.dat  
 Instrument: Thermo Trace GC Ultra/TriPlus HS (S/N: 320080876)

ALR

### Channel 1

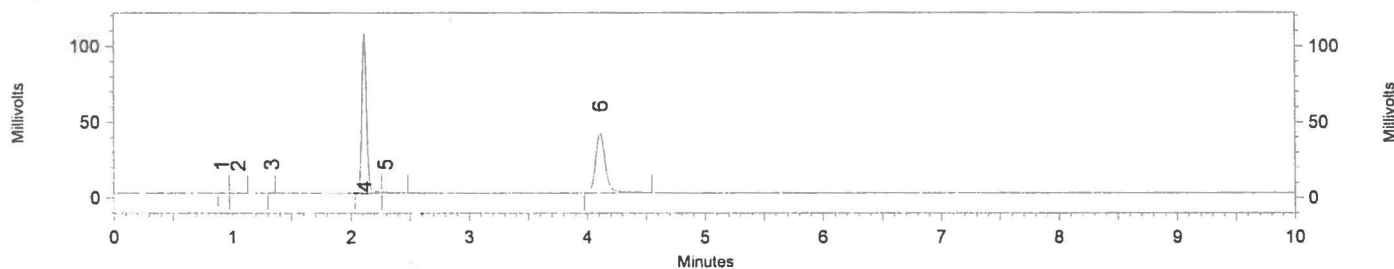
Column: Restek Rtx-BAC1, 30 m x 0.53 mm x 3  $\mu$ m (SN: 1139213)



No.	Compound	Time (min.)	Peak Area (pA*s)	Conc. (g/100 ml)
1		1.060	26988	0.0000
2	Methanol	1.153	17701	0.0000
3	Acetaldehyde	1.290	32983	0.0000
4	Ethanol	1.452	2969829	0.3186
5	Acetone	2.220	15616	0.0000
6	n-Propanol	2.425	2308122	1.0000

### Channel 2

Column: Restek Rtx-BAC2, 30 m x 0.53 mm x 2  $\mu$ m (SN: 1139862)



No.	Compound	Time (min.)	Peak Area (pA*s)	Conc. (g/100 ml)
1		0.910	7305	0.0000
2		1.052	7166	0.0000
3	Acetaldehyde	1.335	17227	0.0000
4	Ethanol	2.115	2914006	0.3008
5	Acetone	2.295	38247	0.0000
6	n-Propanol	4.112	2253608	1.0000

**Texas Department of Public Safety  
El Paso Regional Crime Laboratory**

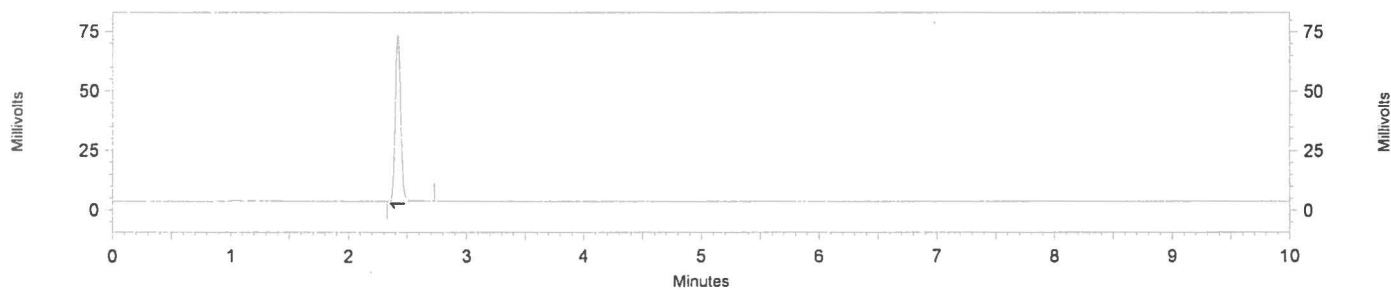
**Blood Alcohol Analysis Report**

*ALR*

**Operator:** Ana Lilia Romero  
**Acquired:** 3/13/2014 10:15:05 AM  
**Sample:** Method Blank (ALR 2013-09-27-198) ELP-1312-02090  
**Vial :** 85  
**Data File:** C:\ChromQuest\Enterprise\Projects\Default\Data\BAC\ALRData\ALR031214\BAC\_ALR031214\_085.dat  
**Instrument:** Thermo Trace GC Ultra/TriPlus HS (S/N: 320080876)

**Channel 1**

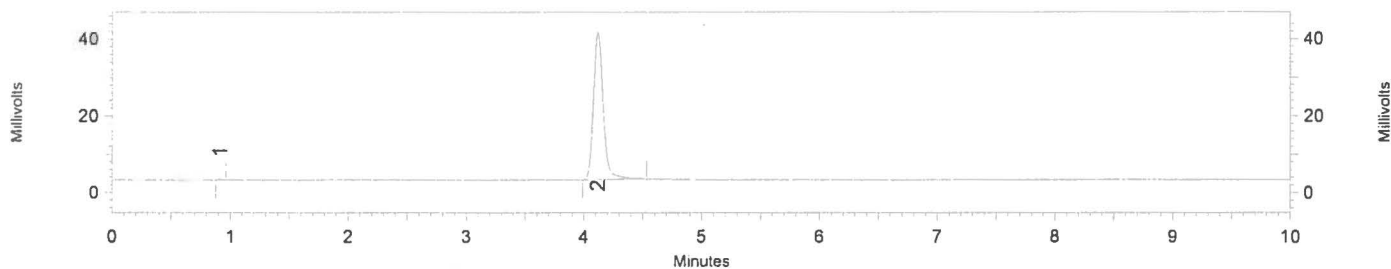
**Column:** Restek Rtx-BAC1, 30 m x 0.53 mm x 3  $\mu$ m (SN: 1139213)



No.	Compound	Time (min.)	Peak Area (pA*s)	Conc. (g/100 ml)
1	n-Propanol	2.420	2232170	1.0000

**Channel 2**

**Column:** Restek Rtx-BAC2, 30 m x 0.53 mm x 2  $\mu$ m (SN: 1139862)



No.	Compound	Time (min.)	Peak Area (pA*s)	Conc. (g/100 ml)
1		0.912	5457	0.0000
2	n-Propanol	4.118	2197979	1.0000

Texas Department of Public Safety  
 El Paso Regional Crime Laboratory

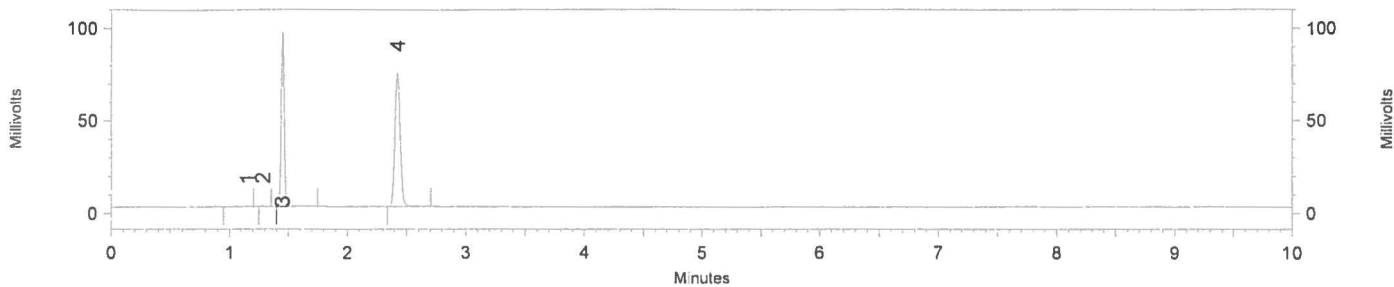
AR

Blood Alcohol Analysis Report

Operator: Ana Lilia Romero  
 Acquired: 3/13/2014 10:28:40 AM  
 Sample: ELP-1312-02090-1  
 Vial: 86  
 Data File: C:\ChromQuest\Enterprise\Projects\Default\Data\BAC\ALRData\ALR031214\BAC\_ALR031214\_086.dat  
 Instrument: Thermo Trace GC Ultra/TriPlus HS (S/N: 320080876)

**Channel 1**

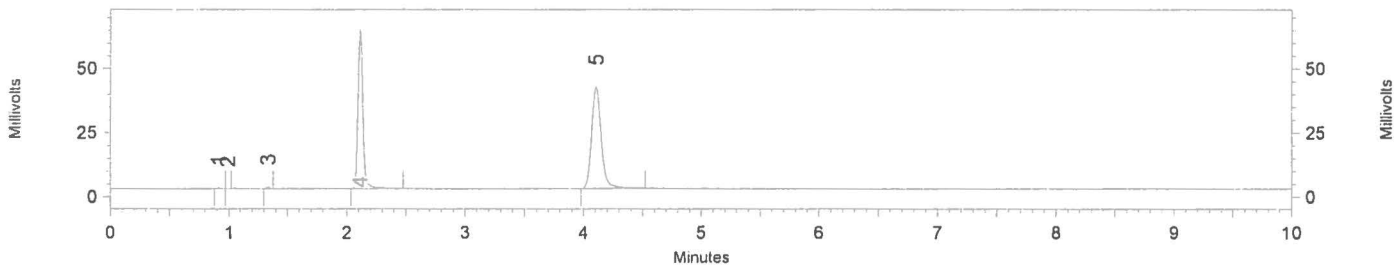
Column: Restek Rtx-BAC1, 30 m x 0.53 mm x 3 µm (SN: 1139213)



No.	Compound	Time (min.)	Peak Area (pA*s)	Conc. (g/100 ml)
1	Methanol	1.155	19515	0.0000
2	Acetaldehyde	1.288	14958	0.0000
3	Ethanol	1.452	1752892	0.1891
4	n-Propanol	2.423	2295570	1.0000

**Channel 2**

Column: Restek Rtx-BAC2, 30 m x 0.53 mm x 2 µm (SN: 1139862)



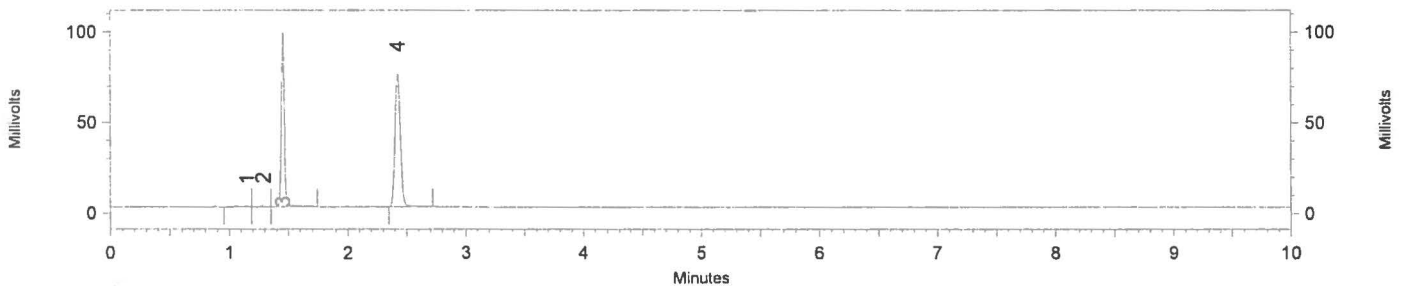
No.	Compound	Time (min.)	Peak Area (pA*s)	Conc. (g/100 ml)
1		0.912	6346	0.0000
2		0.992	1051	0.0000
3	Acetaldehyde	1.335	12875	0.0000
4	Ethanol	2.113	1775523	0.1837
5	n-Propanol	4.105	2248363	1.0000

**Texas Department of Public Safety  
El Paso Regional Crime Laboratory**

**Blood Alcohol Analysis Report**

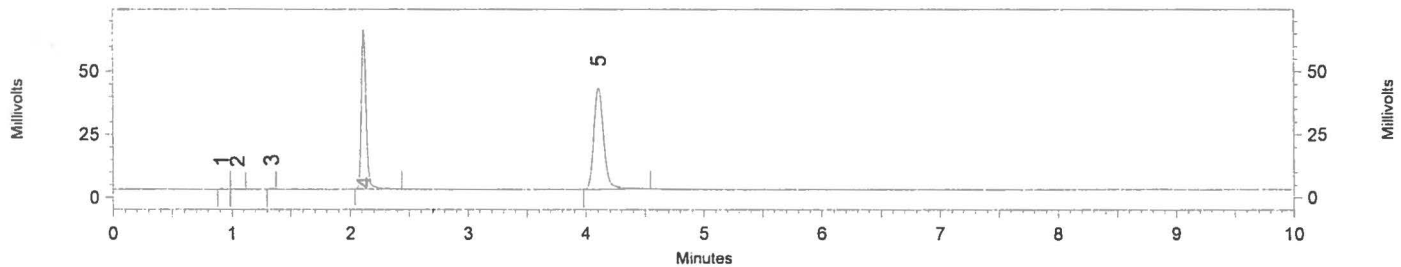
ALR

Operator: **Ana Lilia Romero**  
 Acquired: 3/13/2014 10:42:26 AM  
 Sample: ELP-1312-02090-2  
 Vial : 87  
 Data File: C:\ChromQuest\Enterprise\Projects\Default\Data\BAC\ALRData\ALR031214\BAC\_ALR031214\_087.dat  
 Instrument: Thermo Trace GC Ultra/TriPlus HS (S/N: 320080876)

**Channel 1**Column: Restek Rtx-BAC1, 30 m x 0.53 mm x 3  $\mu$ m (SN: 1139213)

Thermo GC (Channel 1) Trace File (Sample: ELP-1312-02090-2)

No.	Compound	Time (min.)	Peak Area (pA*s)	Conc. (g/100 ml)
1	Methanol	1.150	34668	0.0000
2	Acetaldehyde	1.290	26861	0.0000
3	Ethanol	1.453	1788989	0.1901
4	n-Propanol	2.423	2330313	1.0000

**Channel 2**Column: Restek Rtx-BAC2, 30 m x 0.53 mm x 2  $\mu$ m (SN: 1139862)

Thermo GC (Channel 2) Trace File (Sample: ELP-1312-02090-2)

No.	Compound	Time (min.)	Peak Area (pA*s)	Conc. (g/100 ml)
1		0.912	6578	0.0000
2		1.050	5869	0.0000
3	Acetaldehyde	1.335	12685	0.0000
4	Ethanol	2.115	1801038	0.1834
5	n-Propanol	4.107	2284722	1.0000

**Texas Department of Public Safety**  
**El Paso Regional Crime Laboratory**

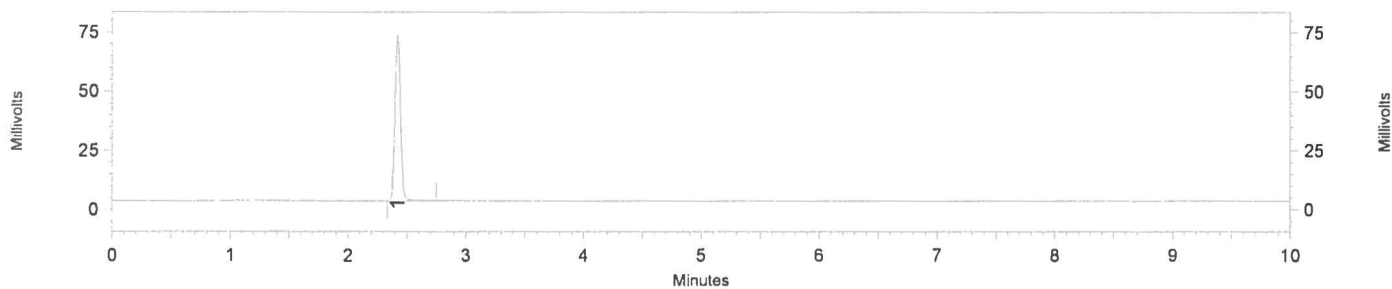
ALR

**Blood Alcohol Analysis Report**

**Operator:** Ana Lilia Romero  
**Acquired:** 3/13/2014 10:55:57 AM  
**Sample:** Method Blank (ALR 2013-09-27-198) ELP-1312-02091  
**Vial :** 88  
**Data File:** C:\ChromQuest\Enterprise\Projects\Default\Data\BAC\ALRData\ALR031214\BAC\_ALR031214\_088.dat  
**Instrument:** Thermo Trace GC Ultra/TriPlus HS (S/N: 320080876)

**Channel 1**

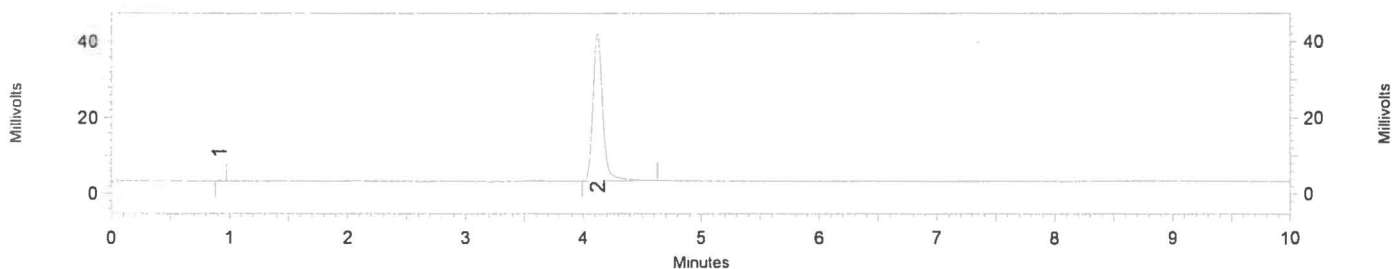
**Column:** Restek Rtx-BAC1, 30 m x 0.53 mm x 3  $\mu$ m (SN: 1139213)



No.	Compound	Time (min.)	Peak Area (pA*s)	Conc. (g/100 ml)
1	n-Propanol	2.420	2252950	1.0000

**Channel 2**

**Column:** Restek Rtx-BAC2, 30 m x 0.53 mm x 2  $\mu$ m (SN: 1139862)



No.	Compound	Time (min.)	Peak Area (pA*s)	Conc. (g/100 ml)
1		0.912	5944	0.0000
2	n-Propanol	4.120	2236963	1.0000

**Texas Department of Public Safety**  
**El Paso Regional Crime Laboratory**

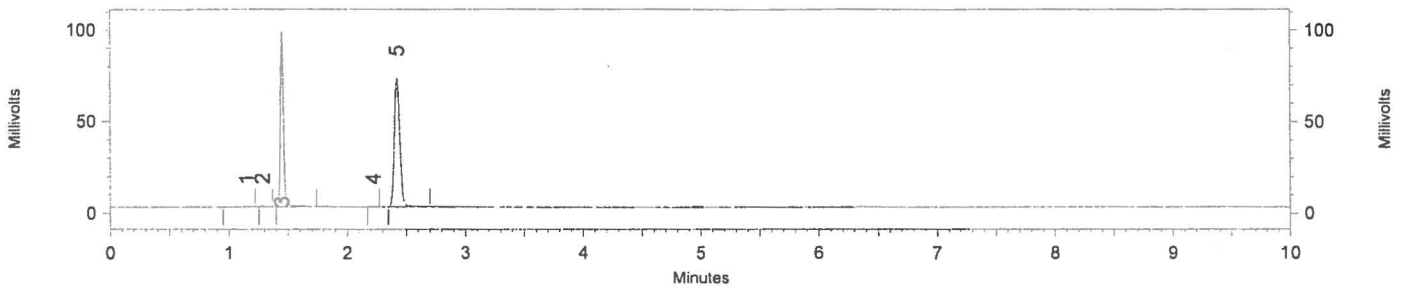
ALR

**Blood Alcohol Analysis Report**

Operator: **Ana Lilia Romero**  
 Acquired: 3/13/2014 11:09:31 AM  
 Sample: ELP-1312-02091-1  
 Vial : 89  
 Data File: C:\ChromQuest\Enterprise\Projects\Default\Data\BAC\ALRData\ALR031214\BAC\_ALR031214\_089.dat  
 Instrument: Thermo Trace GC Ultra/TriPlus HS (S/N: 320080876)

**Channel 1**

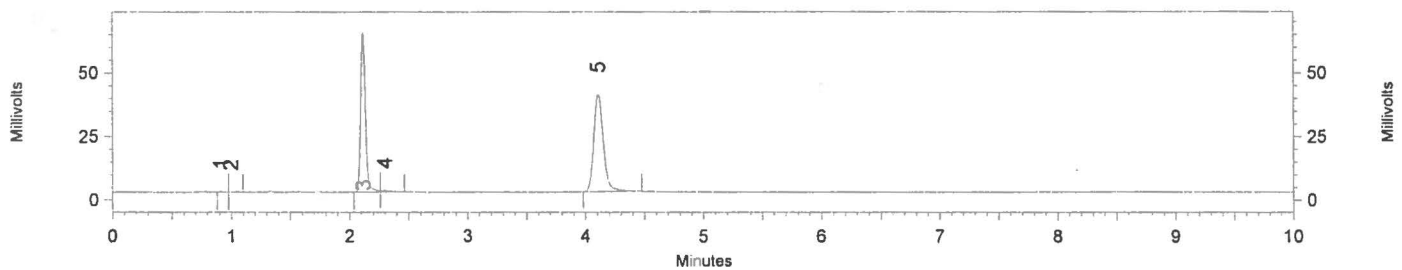
Column: Restek Rtx-BAC1, 30 m x 0.53 mm x 3  $\mu$ m (SN: 1139213)



No.	Compound	Time (min.)	Peak Area (pA*s)	Conc. (g/100 ml)
1	Methanol	1.152	18832	0.0000
2	Acetaldehyde	1.288	11535	0.0000
3	Ethanol	1.452	1768249	0.1965
4	Acetone	2.222	13127	0.0000
5	n-Propanol	2.423	2228351	1.0000

**Channel 2**

Column: Restek Rtx-BAC2, 30 m x 0.53 mm x 2  $\mu$ m (SN: 1139862)



No.	Compound	Time (min.)	Peak Area (pA*s)	Conc. (g/100 ml)
1		0.910	6311	0.0000
2		0.998	6202	0.0000
3	Ethanol	2.115	1765052	0.1896
4	Acetone	2.297	33488	0.0000
5	n-Propanol	4.108	2165562	1.0000



**Texas Department of Public Safety**  
**El Paso Regional Crime Laboratory**

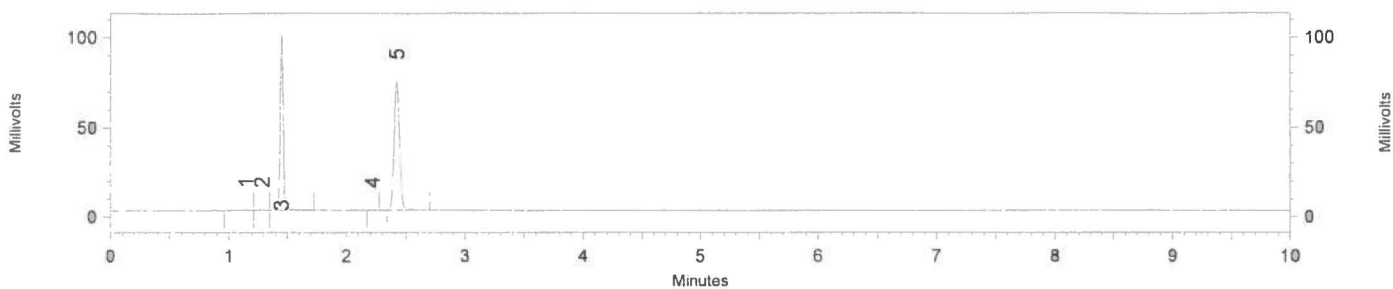
**Blood Alcohol Analysis Report**

*MR*

Operator: **Ana Lilia Romero**  
 Acquired: 3/13/2014 11:23:07 AM  
 Sample: ELP-1312-02091-2  
 Vial : 90  
 Data File: C:\ChromQuest\Enterprise\Projects\Default\Data\BAC\ALRData\ALR031214\BAC\_ALR031214\_090.dat  
 Instrument: Thermo Trace GC Ultra/TriPlus HS (S/N: 320080876)

**Channel 1**

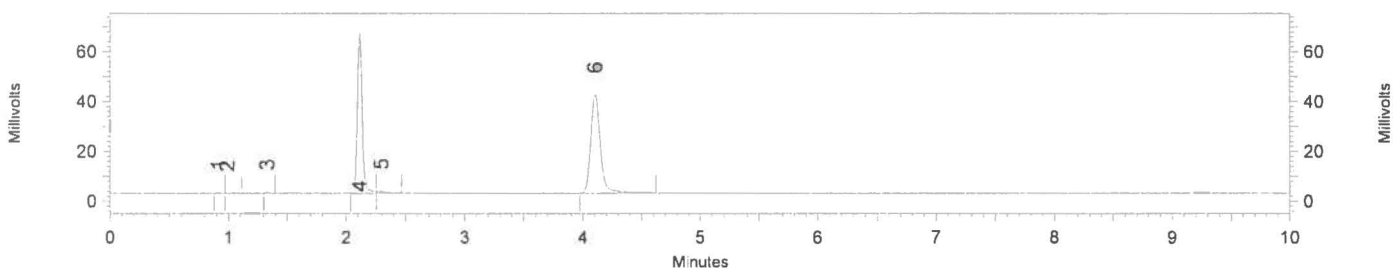
Column: Restek Rtx-BAC1, 30 m x 0.53 mm x 3  $\mu$ m (SN: 1139213)



No.	Compound	Time (min.)	Peak Area (pA*s)	Conc. (g/100 ml)
1	Methanol	1.152	37311	0.0000
2	Acetaldehyde	1.288	20715	0.0000
3	Ethanol	1.452	1805561	0.1957
4	Acetone	2.217	13282	0.0000
5	n-Propanol	2.423	2284939	1.0000

**Channel 2**

Column: Restek Rtx-BAC2, 30 m x 0.53 mm x 2  $\mu$ m (SN: 1139862)



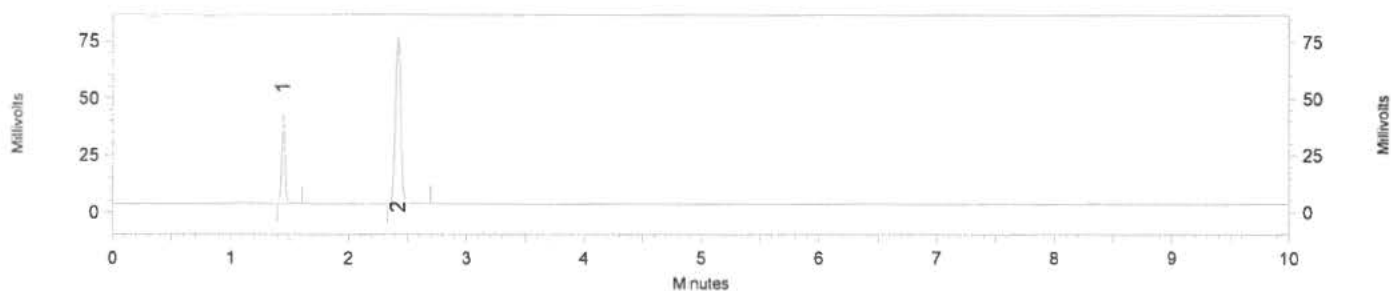
No.	Compound	Time (min.)	Peak Area (pA*s)	Conc. (g/100 ml)
1		0.912	5800	0.0000
2		0.988	5954	0.0000
3	Acetaldehyde	1.332	9756	0.0000
4	Ethanol	2.113	1793142	0.1843
5	Acetone	2.295	32609	0.0000
6	n-Propanol	4.103	2263180	1.0000

**Texas Department of Public Safety  
El Paso Regional Crime Laboratory**

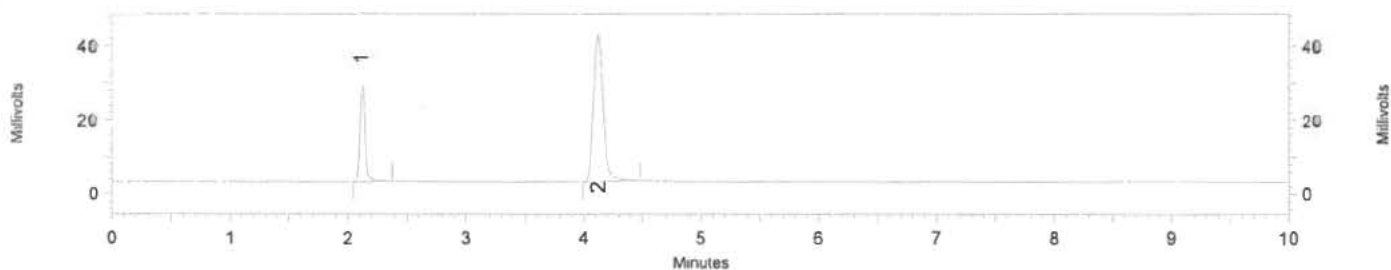
**Blood Alcohol Analysis Report**

Operator: **Ana Lilia Romero**  
 Acquired: 3/13/2014 11:36:34 AM  
 Sample: 0.080 Control (Lipomed 14112011-A)  
 Vial: 91  
 Data File: C:\ChromQuest\Enterprise\Projects\Default\Data\BAC\ALRData\ALR031214\BAC\_ALR031214\_091.dat  
 Instrument: Thermo Trace GC Ultra/TriPlus HS (S/N: 320080876)

ALR

**Channel 1**Column: Restek Rtx-BAC1, 30 m x 0.53 mm x 3  $\mu$ m (SN: 1139213)

No.	Compound	Time (min.)	Peak Area (pA*s)	Conc. (g/100 ml)
1	Ethanol	1.448	737193	0.0781
2	n-Propanol	2.420	2337288	1.0000

**Channel 2**Column: Restek Rtx-BAC2, 30 m x 0.53 mm x 2  $\mu$ m (SN: 1139862)

No.	Compound	Time (min.)	Peak Area (pA*s)	Conc. (g/100 ml)
1	Ethanol	2.120	766824	0.0789
2	n-Propanol	4.120	2260038	1.0000

**Texas Department of Public Safety**  
**EI Paso Regional Crime Laboratory**

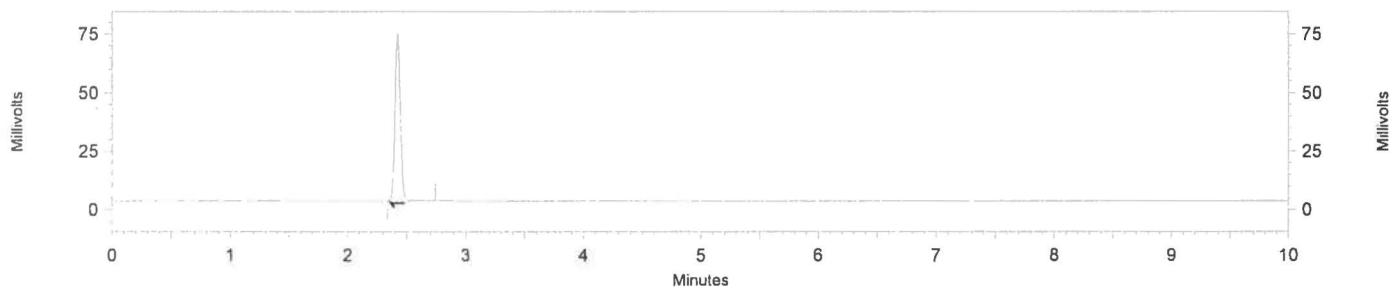
AR

**Blood Alcohol Analysis Report**

**Operator:** Ana Lilia Romero  
**Acquired:** 3/13/2014 11:50:01 AM  
**Sample:** Method Blank (ALR 2013-09-27-198) ELP-1312-02093  
**Vial :** 92  
**Data File:** C:\ChromQuest\Enterprise\Projects\Default\Data\BAC\ALRData\ALR031214\BAC\_ALR031214\_092.dat  
**Instrument:** Thermo Trace GC Ultra/TriPlus HS (S/N: 320080876)

**Channel 1**

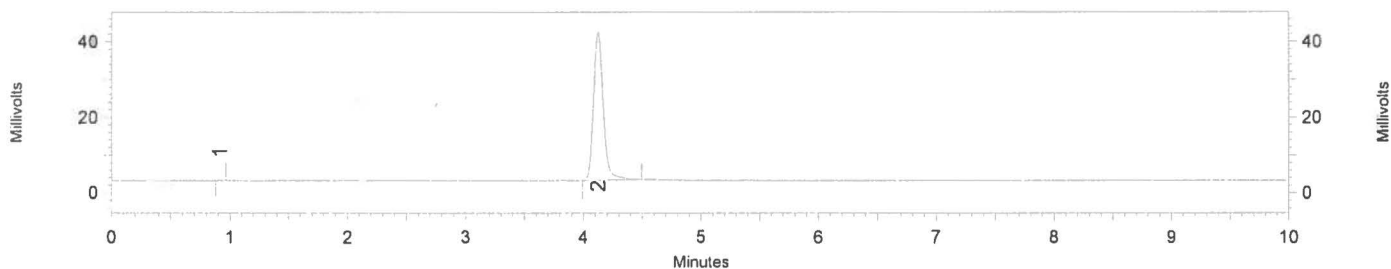
**Column:** Restek Rtx-BAC1, 30 m x 0.53 mm x 3 µm (SN: 1139213)



No.	Compound	Time (min.)	Peak Area (pA*s)	Conc. (g/100 ml)
1	n-Propanol	2.423	2275701	1.0000

**Channel 2**

**Column:** Restek Rtx-BAC2, 30 m x 0.53 mm x 2 µm (SN: 1139862)



No.	Compound	Time (min.)	Peak Area (pA*s)	Conc. (g/100 ml)
1		0.913	5569	0.0000
2	n-Propanol	4.125	2235820	1.0000

Texas Department of Public Safety  
 El Paso Regional Crime Laboratory

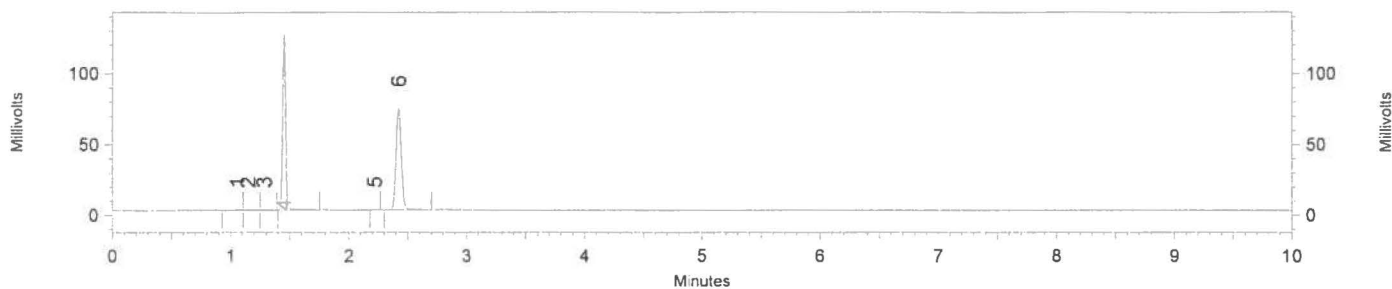
*ALR*

Blood Alcohol Analysis Report

Operator: Ana Lilia Romero  
 Acquired: 3/13/2014 12:03:29 PM  
 Sample: ELP-1312-02093-1  
 Vial : 93  
 Data File: C:\ChromQuest\Enterprise\Projects\Default\Data\BAC\ALRData\ALR031214\BAC\_ALR031214\_093.dat  
 Instrument: Thermo Trace GC Ultra/TriPlus HS (S/N: 320080876)

**Channel 1**

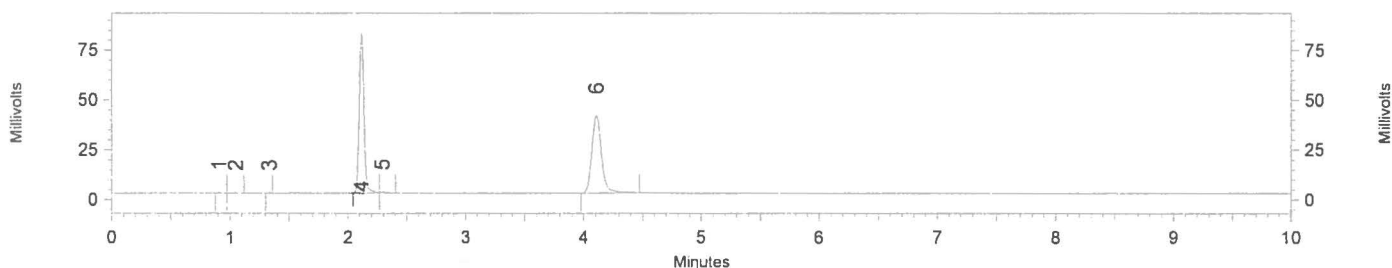
Column: Restek Rtx-BAC1, 30 m x 0.53 mm x 3 µm (SN: 1139213)



No.	Compound	Time (min.)	Peak Area (pA*s)	Conc. (g/100 ml)
1		1.058	13516	0.0000
2	Methanol	1.152	17317	0.0000
3	Acetaldehyde	1.287	10418	0.0000
4	Ethanol	1.452	2268452	0.2475
5	Acetone	2.220	9626	0.0000
6	n-Propanol	2.423	2269755	1.0000

**Channel 2**

Column: Restek Rtx-BAC2, 30 m x 0.53 mm x 2 µm (SN: 1139862)



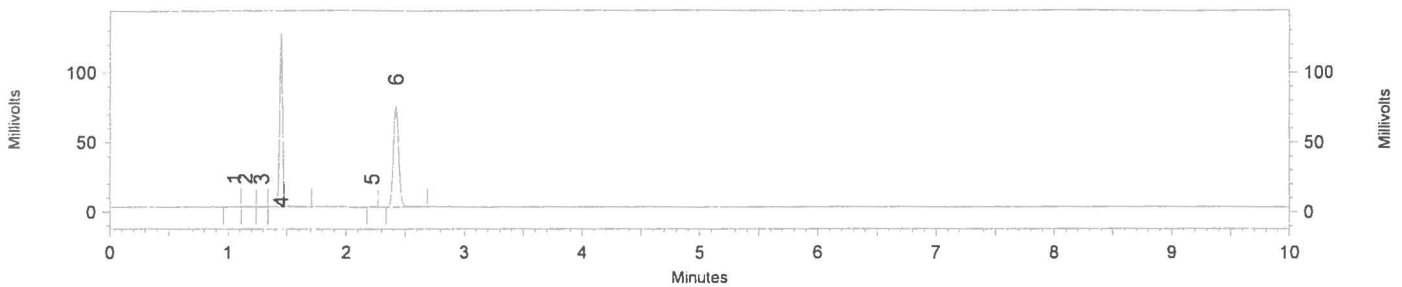
No.	Compound	Time (min.)	Peak Area (pA*s)	Conc. (g/100 ml)
1		0.910	6540	0.0000
2		1.048	6841	0.0000
3	Acetaldehyde	1.333	5215	0.0000
4	Ethanol	2.113	2240308	0.2367
5	Acetone	2.288	24833	0.0000
6	n-Propanol	4.105	2201730	1.0000

**Texas Department of Public Safety  
El Paso Regional Crime Laboratory**

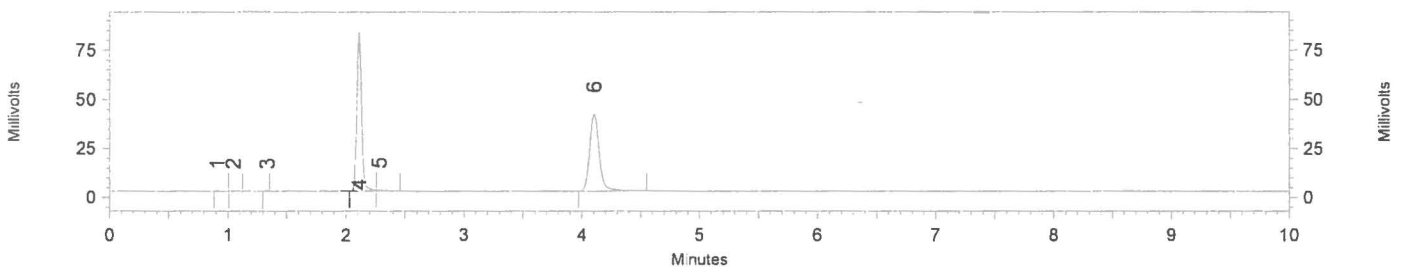
**Blood Alcohol Analysis Report**

ALR

Operator: **Ana Lilia Romero**  
 Acquired: 3/13/2014 12:16:56 PM  
 Sample: ELP-1312-02093-2  
 Vial : 94  
 Data File: C:\ChromQuest\Enterprise\Projects\Default\Data\BAC\ALRData\ALR031214\BAC\_ALR031214\_094.dat  
 Instrument: Thermo Trace GC Ultra/TriPlus HS (S/N: 320080876)

**Channel 1**Column: Restek Rtx-BAC1, 30 m x 0.53 mm x 3  $\mu$ m (SN: 1139213)

No.	Compound	Time (min.)	Peak Area (pA*s)	Conc. (g/100 ml)
1		1.055	24235	0.0000
2	Methanol	1.148	22895	0.0000
3	Acetaldehyde	1.287	13502	0.0000
4	Ethanol	1.450	2277643	0.2463
5	Acetone	2.217	8846	0.0000
6	n-Propanol	2.422	2290192	1.0000

**Channel 2**Column: Restek Rtx-BAC2, 30 m x 0.53 mm x 2  $\mu$ m (SN: 1139862)

No.	Compound	Time (min.)	Peak Area (pA*s)	Conc. (g/100 ml)
1		0.910	6877	0.0000
2		1.048	6166	0.0000
3	Acetaldehyde	1.335	5399	0.0000
4	Ethanol	2.112	2246378	0.2326
5	Acetone	2.282	30193	0.0000
6	n-Propanol	4.103	2246645	1.0000

**Texas Department of Public Safety  
El Paso Regional Crime Laboratory**

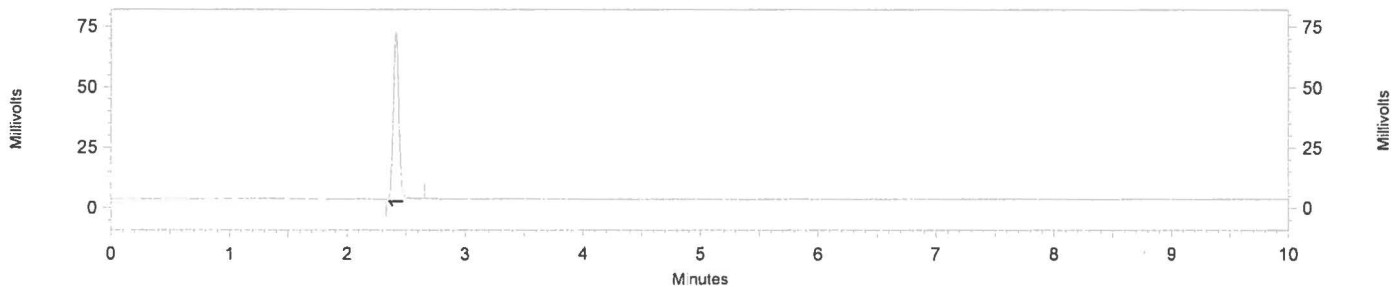
**Blood Alcohol Analysis Report**

Operator: **Ana Lilia Romero**  
 Acquired: 3/13/2014 12:30:22 PM  
 Sample: Method Blank (ALR 2013-09-27-198) ELP-1312-02095  
 Vial : 95  
 Data File: C:\ChromQuest\Enterprise\Projects\Default\Data\BAC\ALRData\ALR031214\BAC\_ALR031214\_095.dat  
 Instrument: Thermo Trace GC Ultra/TriPlus HS (S/N: 320080876)

*MR*

**Channel 1**

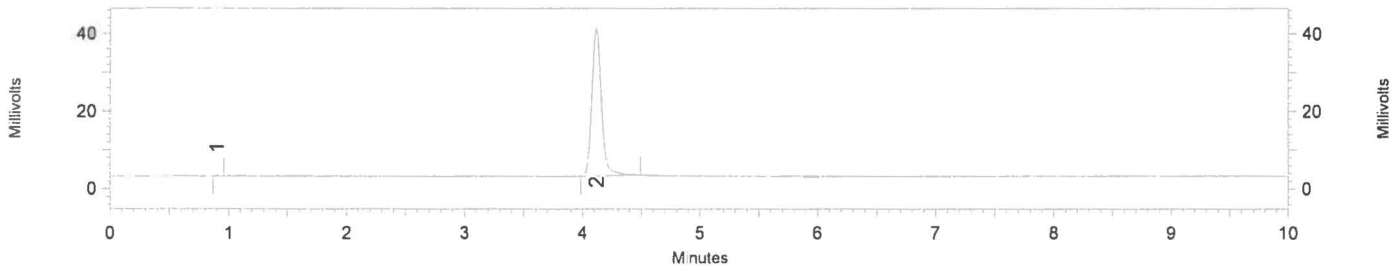
Column: Restek Rtx-BAC1, 30 m x 0.53 mm x 3 μm (SN: 1139213)



No.	Compound	Time (min.)	Peak Area (pA*s)	Conc. (g/100 ml)
1	n-Propanol	2.415	2200308	1.0000

**Channel 2**

Column: Restek Rtx-BAC2, 30 m x 0.53 mm x 2 μm (SN: 1139862)



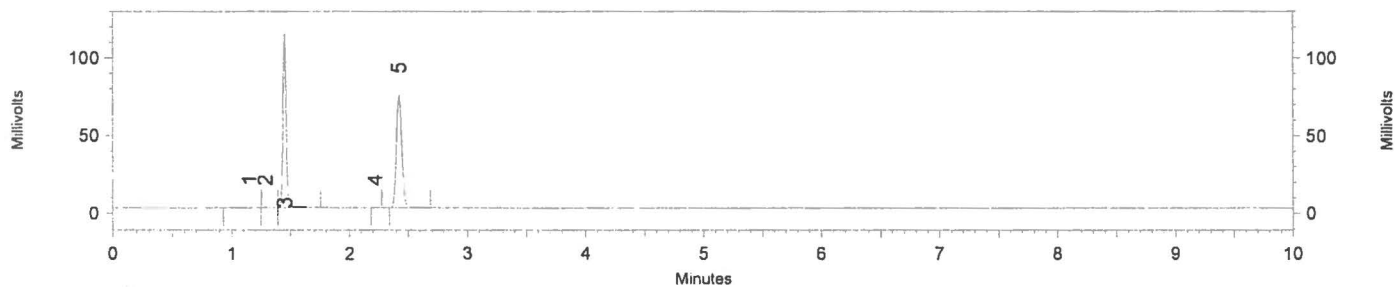
No.	Compound	Time (min.)	Peak Area (pA*s)	Conc. (g/100 ml)
1		0.903	5504	0.0000
2	n-Propanol	4.118	2172595	1.0000

**Texas Department of Public Safety  
El Paso Regional Crime Laboratory**

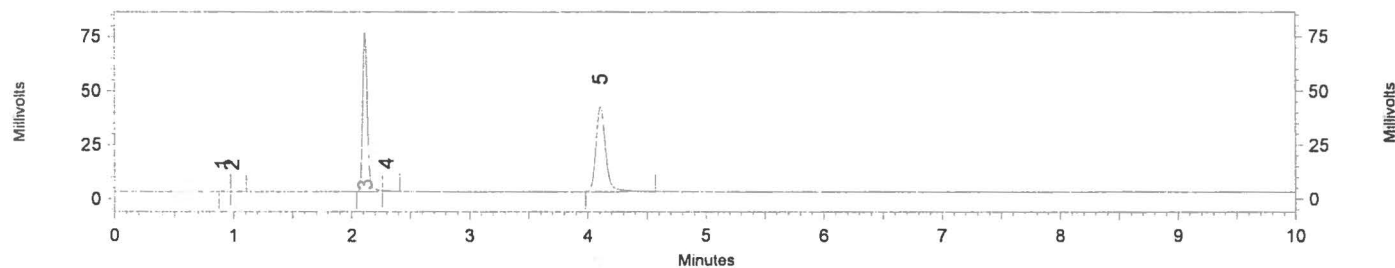
**Blood Alcohol Analysis Report**

ALR

Operator: **Ana Lilia Romero**  
 Acquired: 3/13/2014 12:43:53 PM  
 Sample: ELP-1312-02095-1  
 Vial : 96  
 Data File: C:\ChromQuest\Enterprise\Projects\Default\Data\BAC\ALRData\ALR031214\BAC\_ALR031214\_096.dat  
 Instrument: Thermo Trace GC Ultra/TriPlus HS (S/N: 320080876)

**Channel 1**Column: Restek Rtx-BAC1, 30 m x 0.53 mm x 3  $\mu$ m (SN: 1139213)

No.	Compound	Time (min.)	Peak Area (pA*s)	Conc. (g/100 ml)
1	Methanol	1.150	28597	0.0000
2	Acetaldehyde	1.290	8905	0.0000
3	Ethanol	1.453	2078359	0.2236
4	Acetone	2.218	7655	0.0000
5	n-Propanol	2.423	2302325	1.0000

**Channel 2**Column: Restek Rtx-BAC2, 30 m x 0.53 mm x 2  $\mu$ m (SN: 1139862)

No.	Compound	Time (min.)	Peak Area (pA*s)	Conc. (g/100 ml)
1		0.908	6329	0.0000
2		0.985	5665	0.0000
3	Ethanol	2.115	2061609	0.2127
4	Acetone	2.295	25118	0.0000
5	n-Propanol	4.105	2254668	1.0000

Texas Department of Public Safety  
 El Paso Regional Crime Laboratory

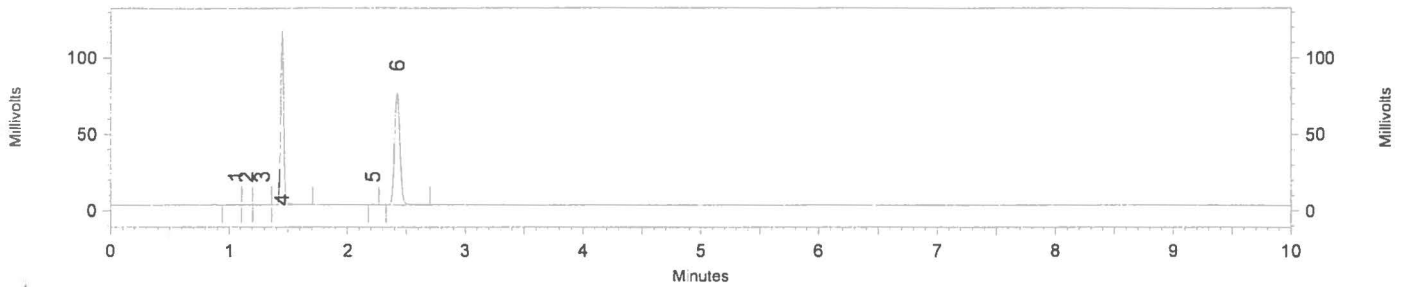
ALR

Blood Alcohol Analysis Report

Operator: Ana Lilia Romero  
 Acquired: 3/13/2014 12:57:28 PM  
 Sample: ELP-1312-02095-2  
 Vial : 97  
 Data File: C:\ChromQuest\Enterprise\Projects\Default\Data\BAC\ALRData\ALR031214\BAC\_ALR031214\_097.dat  
 Instrument: Thermo Trace GC Ultra/TriPlus HS (S/N: 320080876)

**Channel 1**

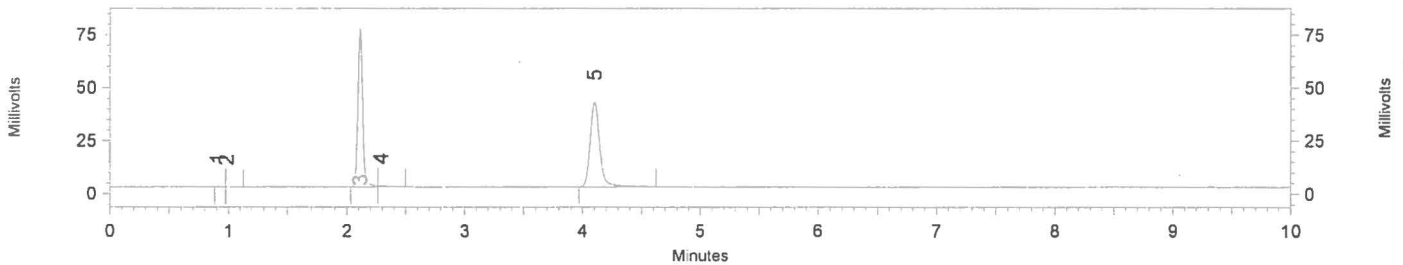
Column: Restek Rtx-BAC1, 30 m x 0.53 mm x 3 µm (SN: 1139213)



No.	Compound	Time (min.)	Peak Area (pA*s)	Conc. (g/100 ml)
1		1.058	22322	0.0000
2	Methanol	1.150	15651	0.0000
3	Acetaldehyde	1.285	15653	0.0000
4	Ethanol	1.452	2101413	0.2233
5	Acetone	2.217	7706	0.0000
6	n-Propanol	2.422	2330643	1.0000

**Channel 2**

Column: Restek Rtx-BAC2, 30 m x 0.53 mm x 2 µm (SN: 1139862)



No.	Compound	Time (min.)	Peak Area (pA*s)	Conc. (g/100 ml)
1		0.908	5965	0.0000
2		0.982	5954	0.0000
3	Ethanol	2.112	2085741	0.2110
4	Acetone	2.287	29185	0.0000
5	n-Propanol	4.100	2299793	1.0000



# Texas Department of Public Safety El Paso Regional Crime Laboratory

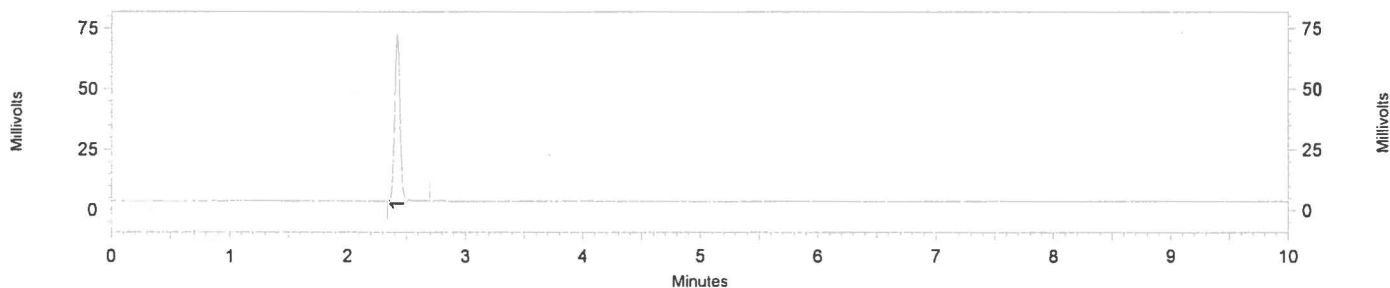
*ALR*

## Blood Alcohol Analysis Report

**Operator:** Ana Lilia Romero  
**Acquired:** 3/13/2014 1:10:55 PM  
**Sample:** Method Blank (ALR 2013-09-27-198) ELP-1312-02096  
**Vial :** 98  
**Data File:** C:\ChromQuest\Enterprise\Projects\Default\Data\BAC\ALRData\ALR031214\BAC\_ALR031214\_098.dat  
**Instrument:** Thermo Trace GC Ultra/TriPlus HS (S/N: 320080876)

**Channel 1**

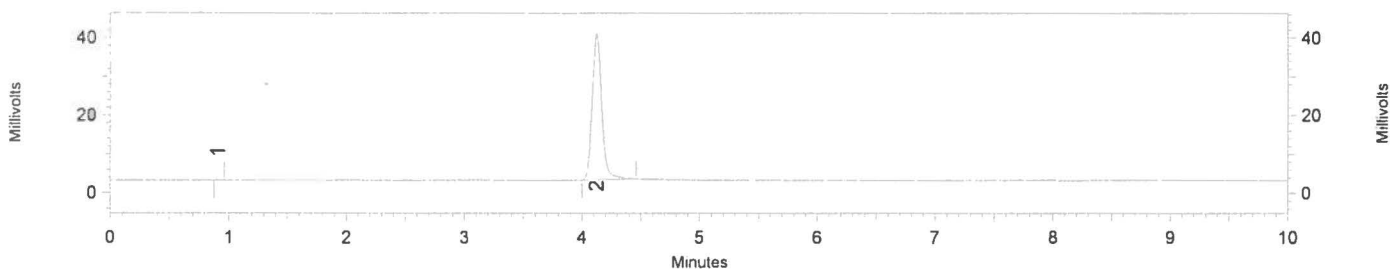
**Column:** Restek Rtx-BAC1, 30 m x 0.53 mm x 3 μm (SN: 1139213)



No.	Compound	Time (min.)	Peak Area (pA*s)	Conc. (g/100 ml)
1	n-Propanol	2.422	2195471	1.0000

**Channel 2**

**Column:** Restek Rtx-BAC2, 30 m x 0.53 mm x 2 μm (SN: 1139862)



No.	Compound	Time (min.)	Peak Area (pA*s)	Conc. (g/100 ml)
1		0.910	5405	0.0000
2	n-Propanol	4.123	2145061	1.0000

Texas Department of Public Safety  
 El Paso Regional Crime Laboratory

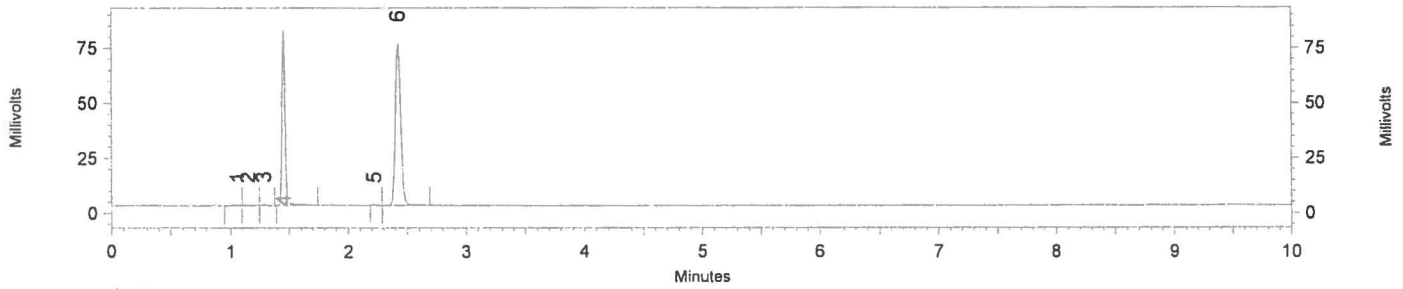
ALR

Blood Alcohol Analysis Report

Operator: Ana Lilia Romero  
 Acquired: 3/13/2014 1:24:25 PM  
 Sample: ELP-1312-02096-1  
 Vial : 99  
 Data File: C:\ChromQuest\Enterprise\Projects\Default\Data\BAC\ALRData\ALR031214\BAC\_ALR031214\_099.dat  
 Instrument: Thermo Trace GC Ultra/TriPlus HS (S/N: 320080876)

**Channel 1**

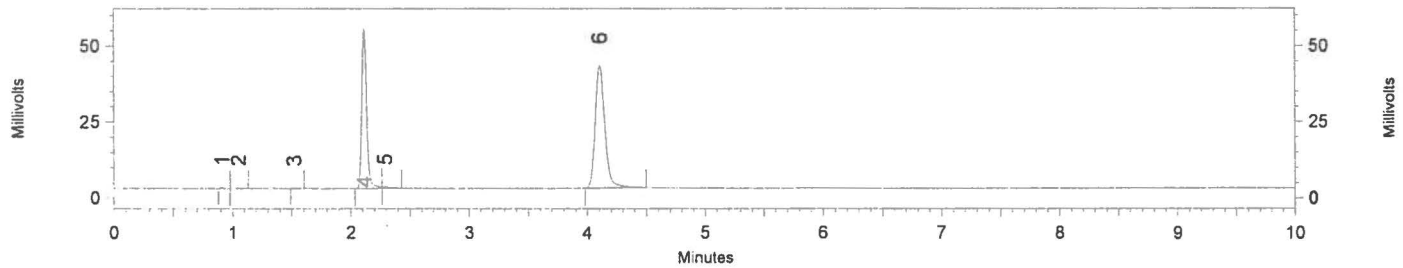
Column: Restek Rtx-BAC1, 30 m x 0.53 mm x 3 µm (SN: 1139213)



No.	Compound	Time (min.)	Peak Area (pA*s)	Conc. (g/100 ml)
1		1.062	13880	0.0000
2	Methanol	1.153	15412	0.0000
3	Acetaldehyde	1.288	11851	0.0000
4	Ethanol	1.453	1479383	0.1571
5	Acetone	2.218	7702	0.0000
6	n-Propanol	2.423	2331385	1.0000

**Channel 2**

Column: Restek Rtx-BAC2, 30 m x 0.53 mm x 2 µm (SN: 1139862)



No.	Compound	Time (min.)	Peak Area (pA*s)	Conc. (g/100 ml)
1		0.912	6828	0.0000
2		1.052	8000	0.0000
3		1.522	6587	0.0000
4	Ethanol	2.115	1482196	0.1514
5	Acetone	2.292	23368	0.0000
6	n-Propanol	4.107	2277603	1.0000

**Texas Department of Public Safety  
El Paso Regional Crime Laboratory**

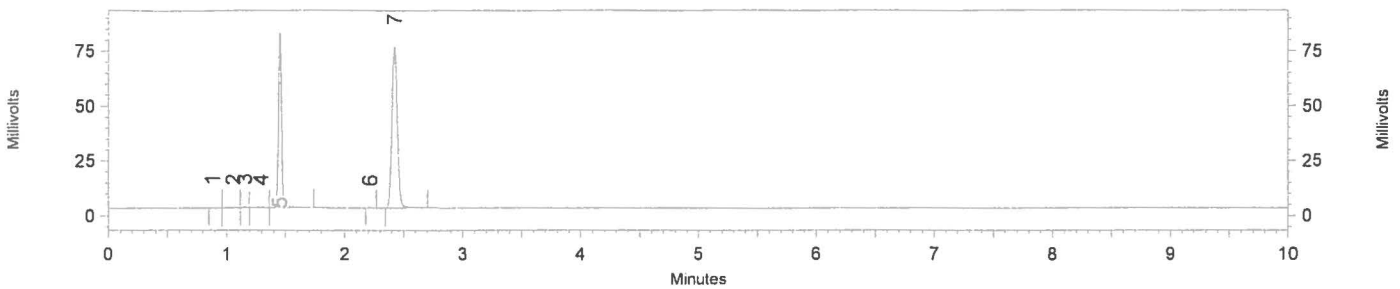
**Blood Alcohol Analysis Report**

*ALR*

Operator: Ana Lilia Romero  
 Acquired: 3/13/2014 1:37:55 PM  
 Sample: ELP-1312-02096-2  
 Vial : 100  
 Data File: C:\ChromQuest\Enterprise\Projects\Default\Data\BAC\ALRData\ALR031214\BAC\_ALR031214\_100.dat  
 Instrument: Thermo Trace GC Ultra/TriPlus HS (S/N: 320080876)

**Channel 1**

Column: Restek Rtx-BAC1, 30 m x 0.53 mm x 3  $\mu$ m (SN: 1139213)

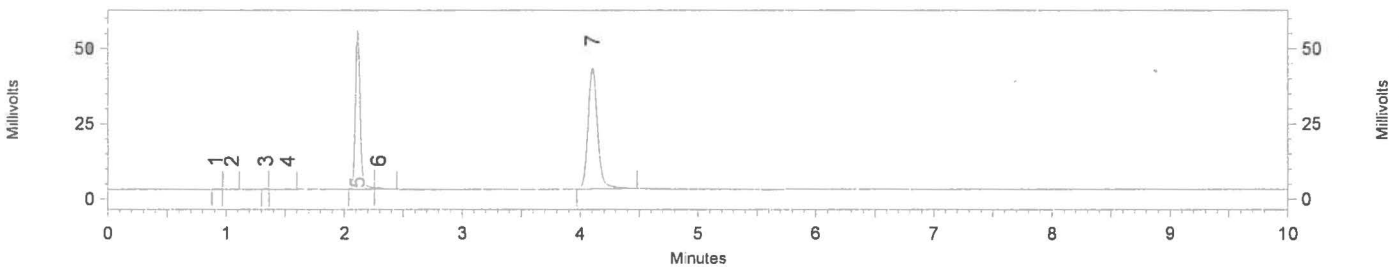


File: C:\ChromQuest\Enterprise\Projects\Default\Data\BAC\ALRData\ALR031214\BAC\_ALR031214\_100.dat

No.	Compound	Time (min.)	Peak Area (pA*s)	Conc. (g/100 ml)
1		0.882	7784	0.0000
2		1.057	24001	0.0000
3	Methanol	1.155	15726	0.0000
4	Acetaldehyde	1.292	22406	0.0000
5	Ethanol	1.452	1490054	0.1582
6	Acetone	2.213	8148	0.0000
7	n-Propanol	2.422	2332104	1.0000

**Channel 2**

Column: Restek Rtx-BAC2, 30 m x 0.53 mm x 2  $\mu$ m (SN: 1139862)



File: C:\ChromQuest\Enterprise\Projects\Default\Data\BAC\ALRData\ALR031214\BAC\_ALR031214\_100.dat

No.	Compound	Time (min.)	Peak Area (pA*s)	Conc. (g/100 ml)
1		0.910	6675	0.0000
2		1.048	7746	0.0000
3	Acetaldehyde	1.337	7606	0.0000
4		1.522	8609	0.0000
5	Ethanol	2.113	1483430	0.1514
6	Acetone	2.290	24866	0.0000
7	n-Propanol	4.103	2279532	1.0000

**Texas Department of Public Safety  
El Paso Regional Crime Laboratory**

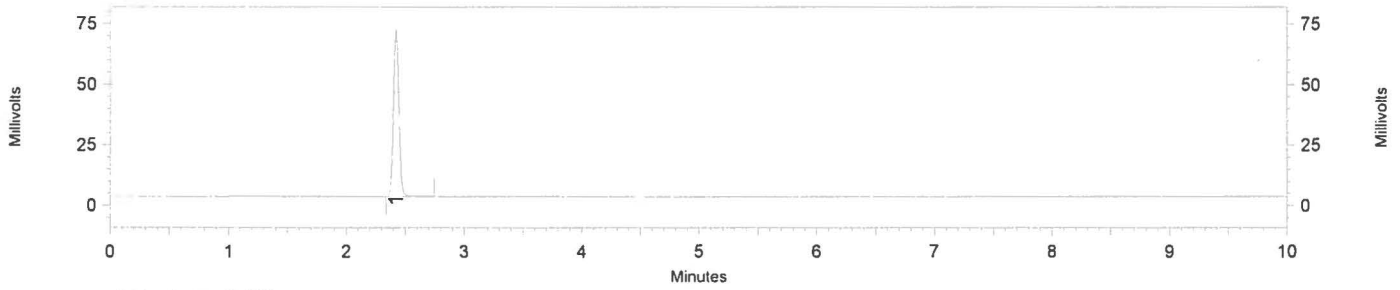
**Blood Alcohol Analysis Report**

*AR*

**Operator:** Ana Lilia Romero  
**Acquired:** 3/13/2014 1:51:35 PM  
**Sample:** Method Blank (ALR 2013-09-27-198) ELP-1312-02098  
**Vial :** 101  
**Data File:** C:\ChromQuest\Enterprise\Projects\Default\Data\BAC\ALRData\ALR031214\BAC\_ALR031214\_101.dat  
**Instrument:** Thermo Trace GC Ultra/TriPlus HS (S/N: 320080876)

**Channel 1**

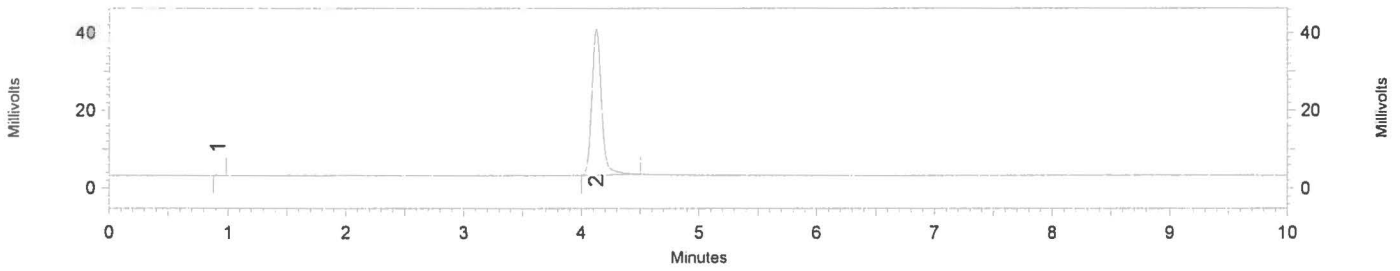
**Column:** Restek Rtx-BAC1, 30 m x 0.53 mm x 3 μm (SN: 1139213)



No.	Compound	Time (min.)	Peak Area (pA*s)	Conc. (g/100 ml)
1	n-Propanol	2.423	2207326	1.0000

**Channel 2**

**Column:** Restek Rtx-BAC2, 30 m x 0.53 mm x 2 μm (SN: 1139862)



No.	Compound	Time (min.)	Peak Area (pA*s)	Conc. (g/100 ml)
1		0.915	5210	0.0000
2	n-Propanol	4.125	2157499	1.0000

# Texas Department of Public Safety El Paso Regional Crime Laboratory

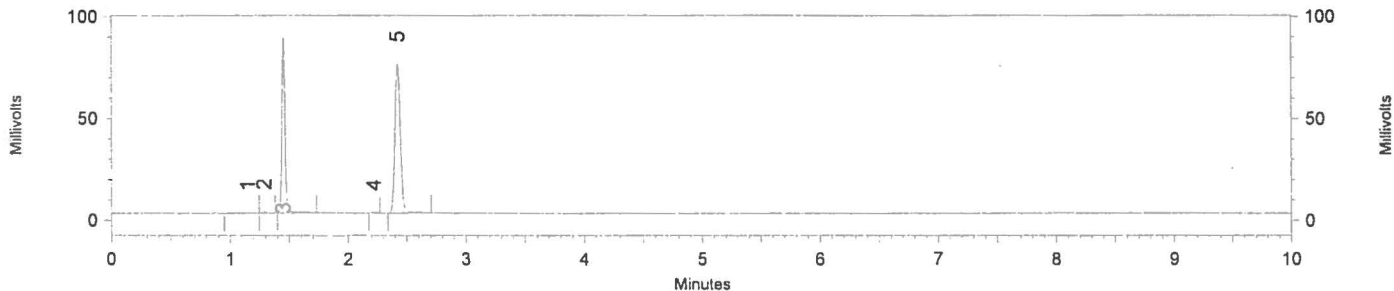
## Blood Alcohol Analysis Report

Operator: **Ana Lilia Romero**  
 Acquired: 3/13/2014 2:05:07 PM  
 Sample: ELP-1312-02098-1  
 Vial: 102  
 Data File: C:\ChromQuest\Enterprise\Projects\Default\Data\BAC\ALRData\ALR031214\BAC\_ALR031214\_102.dat  
 Instrument: Thermo Trace GC Ultra/TriPlus HS (S/N: 320080876)

ALR

**Channel 1**

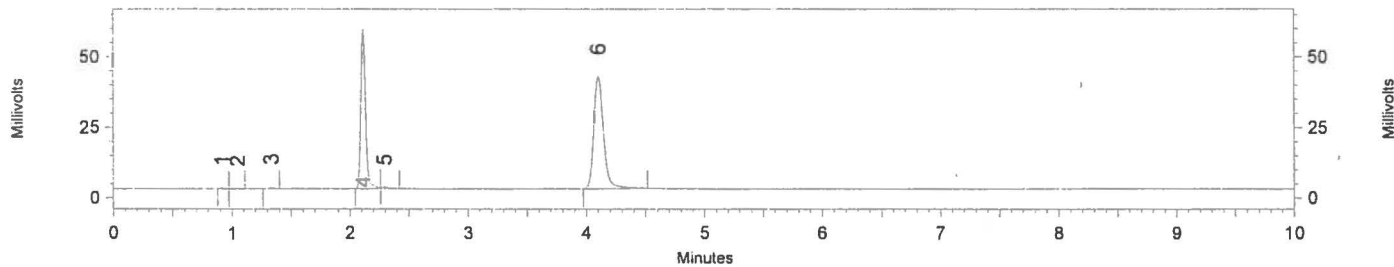
Column: Restek Rbx-BAC1, 30 m x 0.53 mm x 3 μm (SN: 1139213)



No.	Compound	Time (min.)	Peak Area (pA*s)	Conc. (g/100 ml)
1	Methanol	1.150	26475	0.0000
2	Acetaldehyde	1.290	18120	0.0000
3	Ethanol	1.452	1591112	0.1705
4	Acetone	2.218	7778	0.0000
5	n-Propanol	2.422	2311418	1.0000

**Channel 2**

Column: Restek Rbx-BAC2, 30 m x 0.53 mm x 2 μm (SN: 1139862)



No.	Compound	Time (min.)	Peak Area (pA*s)	Conc. (g/100 ml)
1		0.912	6657	0.0000
2		1.048	6465	0.0000
3	Acetaldehyde	1.333	14905	0.0000
4	Ethanol	2.113	1590056	0.1638
5	Acetone	2.292	23543	0.0000
6	n-Propanol	4.102	2257896	1.0000

**Texas Department of Public Safety  
El Paso Regional Crime Laboratory**

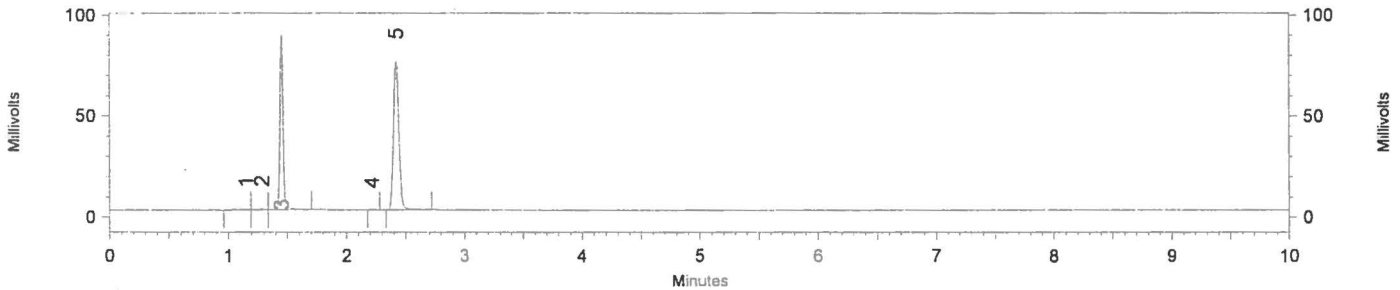
*ALR*

**Blood Alcohol Analysis Report**

Operator: **Ana Lilia Romero**  
 Acquired: 3/13/2014 2:18:34 PM  
 Sample: ELP-1312-02098-2  
 Vial : 103  
 Data File: C:\ChromQuest\Enterprise\Projects\Default\Data\BAC\ALRData\ALR031214\BAC\_ALR031214\_103.dat  
 Instrument: Thermo Trace GC Ultra/TriPlus HS (S/N: 320080876)

**Channel 1**

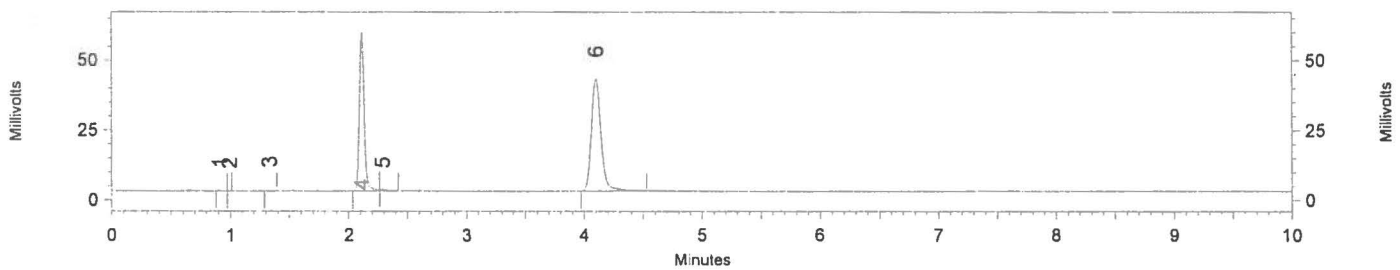
Column: Restek Rtx-BAC1, 30 m x 0.53 mm x 3  $\mu$ m (SN: 1139213)



No.	Compound	Time (min.)	Peak Area (pA*s)	Conc. (g/100 ml)
1	Methanol	1.152	34157	0.0000
2	Acetaldehyde	1.287	24205	0.0000
3	Ethanol	1.452	1597151	0.1697
4	Acetone	2.215	8103	0.0000
5	n-Propanol	2.420	2330293	1.0000

**Channel 2**

Column: Restek Rtx-BAC2, 30 m x 0.53 mm x 2  $\mu$ m (SN: 1139862)



No.	Compound	Time (min.)	Peak Area (pA*s)	Conc. (g/100 ml)
1		0.910	5899	0.0000
2		0.993	1224	0.0000
3	Acetaldehyde	1.333	13779	0.0000
4	Ethanol	2.112	1596554	0.1628
5	Acetone	2.290	21822	0.0000
6	n-Propanol	4.098	2280748	1.0000

**Texas Department of Public Safety  
El Paso Regional Crime Laboratory**

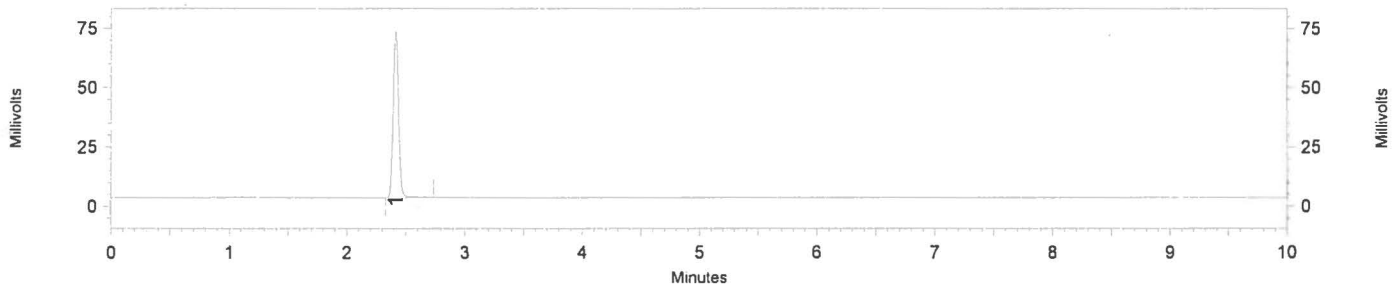
**Blood Alcohol Analysis Report**

ALR

**Operator:** Ana Lilia Romero  
**Acquired:** 3/13/2014 2:32:02 PM  
**Sample:** Method Blank (ALR 2013-09-27-198) ELP-1312-02129  
**Vial :** 104  
**Data File:** C:\ChromQuest\Enterprise\Projects\Default\Data\BAC\ALRData\ALR031214\BAC\_ALR031214\_104.dat  
**Instrument:** Thermo Trace GC Ultra/TriPlus HS (S/N: 320080876)

**Channel 1**

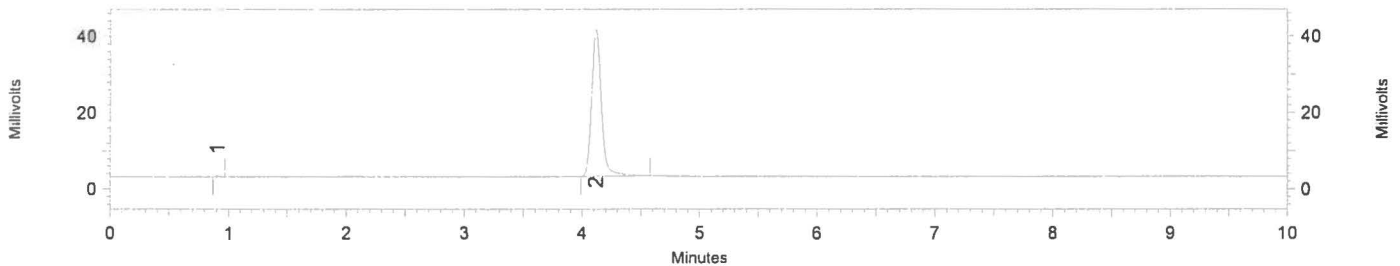
**Column:** Restek Rtx-BAC1, 30 m x 0.53 mm x 3  $\mu$ m (SN: 1139213)



No.	Compound	Time (min.)	Peak Area (pA*s)	Conc. (g/100 ml)
1	n-Propanol	2.417	2242094	1.0000

**Channel 2**

**Column:** Restek Rtx-BAC2, 30 m x 0.53 mm x 2  $\mu$ m (SN: 1139862)



No.	Compound	Time (min.)	Peak Area (pA*s)	Conc. (g/100 ml)
1		0.908	5322	0.0000
2	n-Propanol	4.117	2216096	1.0000

**Texas Department of Public Safety  
El Paso Regional Crime Laboratory**

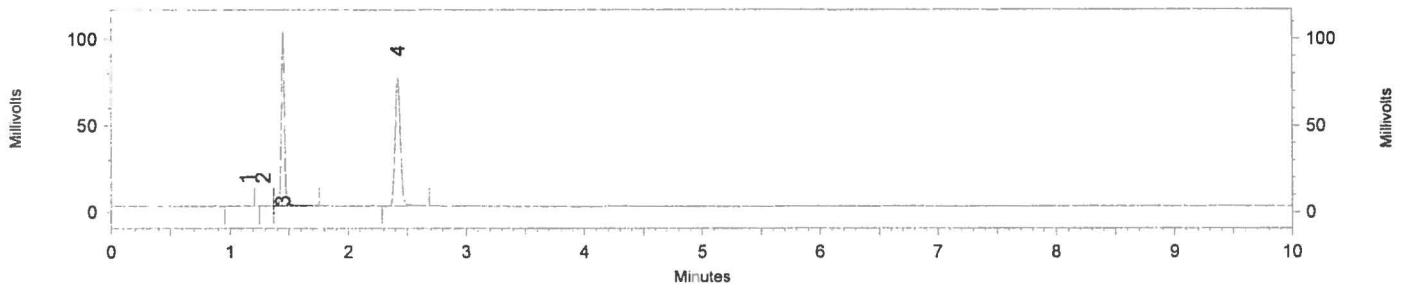
**Blood Alcohol Analysis Report**

*ALR*

Operator: **Ana Lilia Romero**  
 Acquired: 3/13/2014 2:45:30 PM  
 Sample: ELP-1312-02129-1  
 Vial : 105  
 Data File: C:\ChromQuest\Enterprise\Projects\Default\Data\BAC\ALRData\ALR031214\BAC\_ALR031214\_105.dat  
 Instrument: Thermo Trace GC Ultra/TriPlus HS (S/N: 320080876)

**Channel 1**

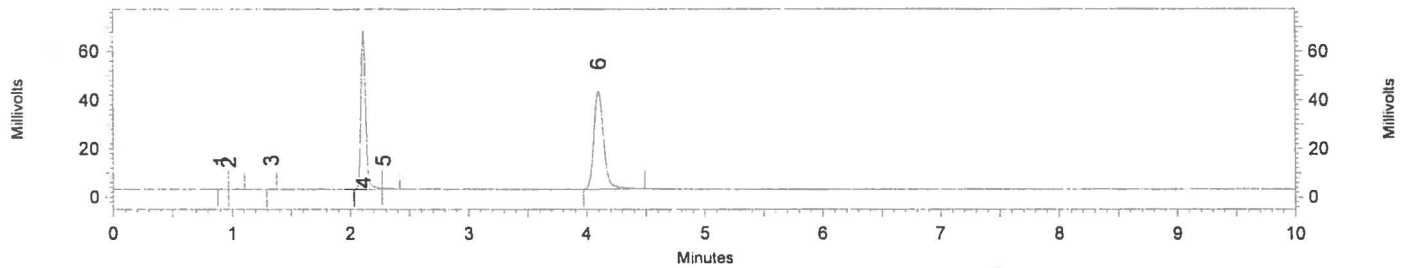
Column: Restek Rtx-BAC1, 30 m x 0.53 mm x 3  $\mu$ m (SN: 1139213)



No.	Compound	Time (min.)	Peak Area (pA*s)	Conc. (g/100 ml)
1	Methanol	1.150	19046	0.0000
2	Acetaldehyde	1.285	14031	0.0000
3	Ethanol	1.450	1854367	0.1959
4	n-Propanol	2.420	2344771	1.0000

**Channel 2**

Column: Restek Rtx-BAC2, 30 m x 0.53 mm x 2  $\mu$ m (SN: 1139862)



No.	Compound	Time (min.)	Peak Area (pA*s)	Conc. (g/100 ml)
1		0.907	6518	0.0000
2		0.970	5935	0.0000
3	Acetaldehyde	1.332	11719	0.0000
4	Ethanol	2.110	1848250	0.1882
5	Acetone	2.277	22767	0.0000
6	n-Propanol	4.100	2284546	1.0000



**Texas Department of Public Safety  
El Paso Regional Crime Laboratory**

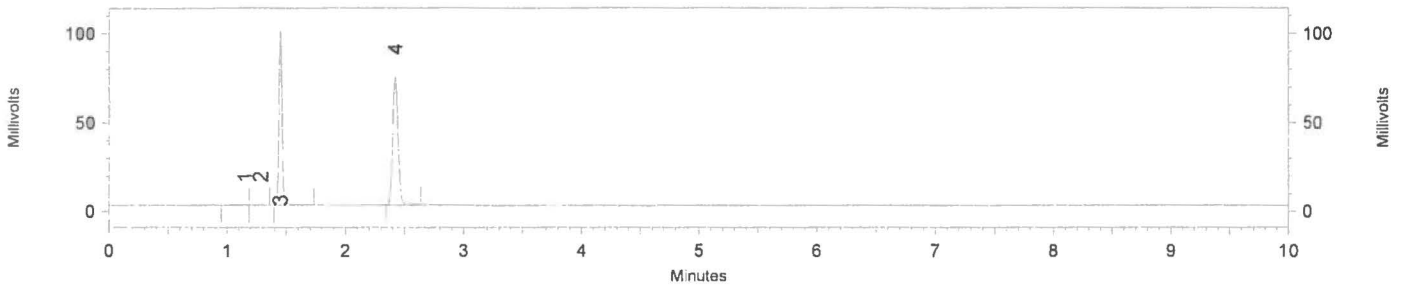
ACP

**Blood Alcohol Analysis Report**

Operator: Ana Lilia Romero  
 Acquired: 3/13/2014 2:59:05 PM  
 Sample: ELP-1312-02129-2  
 Vial : 106  
 Data File: C:\ChromQuest\Enterprise\Projects\Default\Data\BAC\ALRData\ALR031214\BAC\_ALR031214\_106.dat  
 Instrument: Thermo Trace GC Ultra/TriPlus HS (S/N: 320080876)

**Channel 1**

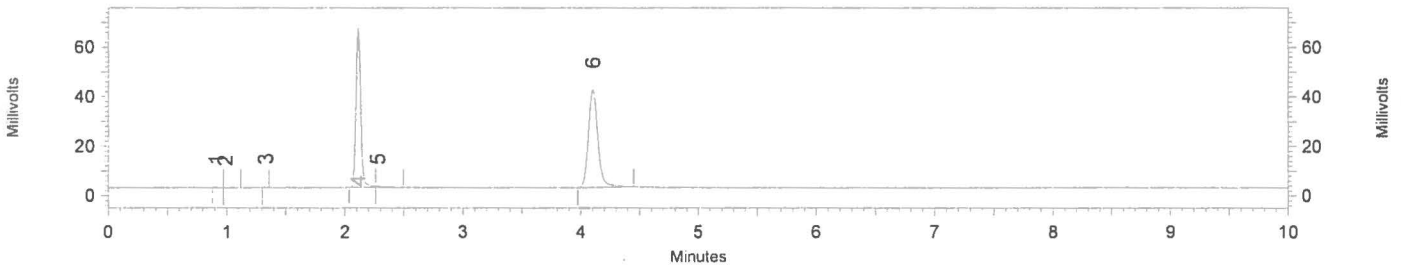
Column: Restek Rtx-BAC1, 30 m x 0.53 mm x 3  $\mu$ m (SN: 1139213)



No.	Compound	Time (min.)	Peak Area (pA*s)	Conc. (g/100 ml)
1	Methanol	1.153	33310	0.0000
2	Acetaldehyde	1.287	19182	0.0000
3	Ethanol	1.452	1804810	0.1959
4	n-Propanol	2.420	2281419	1.0000

**Channel 2**

Column: Restek Rtx-BAC2, 30 m x 0.53 mm x 2  $\mu$ m (SN: 1139862)



No.	Compound	Time (min.)	Peak Area (pA*s)	Conc. (g/100 ml)
1		0.910	6038	0.0000
2		0.988	5816	0.0000
3	Acetaldehyde	1.333	10259	0.0000
4	Ethanol	2.112	1801888	0.1886
5	Acetone	2.278	27012	0.0000
6	n-Propanol	4.102	2223091	1.0000

**Texas Department of Public Safety  
El Paso Regional Crime Laboratory**

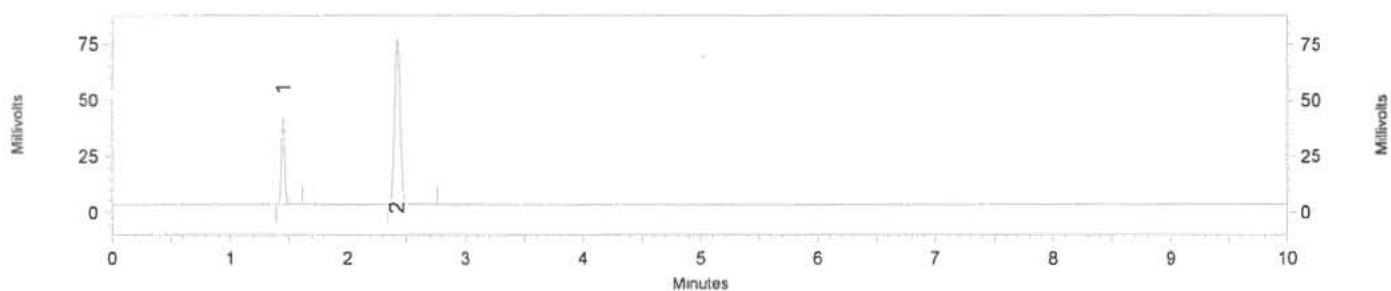
**Blood Alcohol Analysis Report**

Operator: **Ana Lilia Romero**  
 Acquired: 3/13/2014 3:12:34 PM  
 Sample: 0.080 Control (Lipomed 14112011-A)  
 Vial : 107  
 Data File: C:\ChromQuest\Enterprise\Projects\Default\Data\BAC\ALRData\ALR031214\BAC\_ALR031214\_107.dat  
 Instrument: Thermo Trace GC Ultra/TriPlus HS (S/N: 320080876)

ALR

**Channel 1**

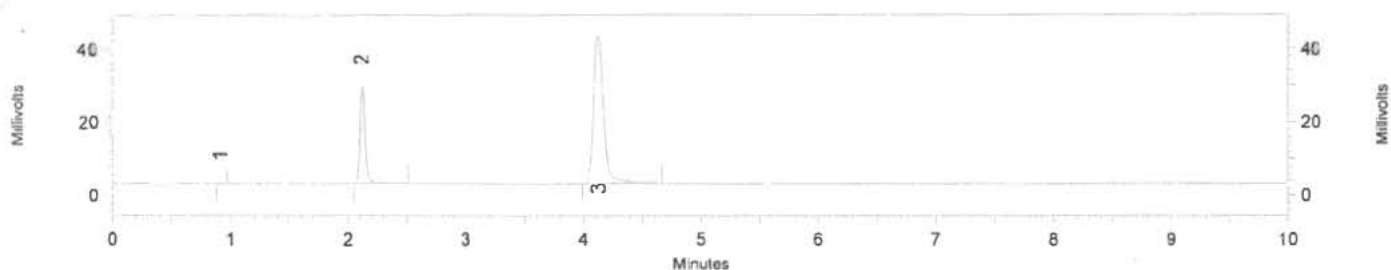
Column: Restek Rtx-BAC1, 30 m x 0.53 mm x 3  $\mu$ m (SN: 1139213)



No.	Compound	Time (min.)	Peak Area (pA*s)	Conc. (g/100 ml)
1	Ethanol	1.450	755323	0.0783
2	n-Propanol	2.422	2387459	1.0000

**Channel 2**

Column: Restek Rtx-BAC2, 30 m x 0.53 mm x 2  $\mu$ m (SN: 1139862)



No.	Compound	Time (min.)	Peak Area (pA*s)	Conc. (g/100 ml)
1		0.912	5462	0.0000
2	Ethanol	2.123	797542	0.0792
3	n-Propanol	4.125	2342669	1.0000

**Texas Department of Public Safety  
El Paso Regional Crime Laboratory**

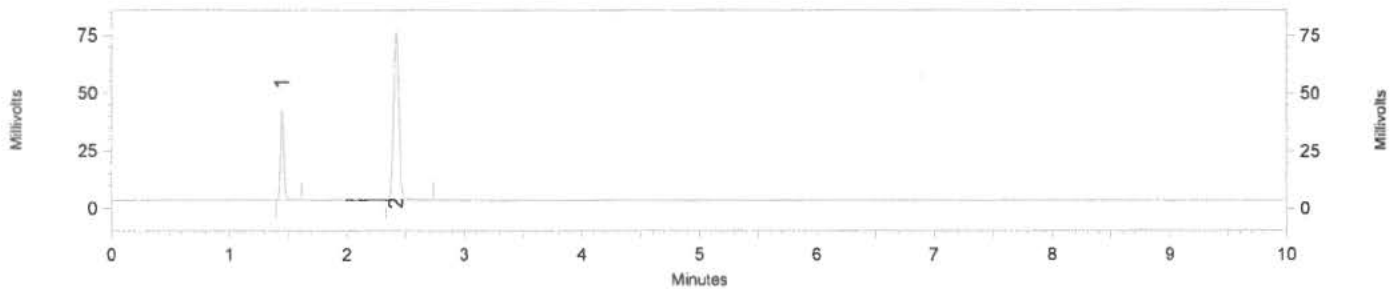
**Blood Alcohol Analysis Report**

Operator: **Ana Lilia Romero**  
 Acquired: 3/13/2014 3:26:02 PM  
 Sample: 0.080 Control (Cerilliant FN 011712-02)  
 Vial: 108  
 Data File: C:\ChromQuest\Enterprise\Projects\Default\Data\BAC\ALRData\ALR031214\BAC\_ALR031214\_108.dat  
 Instrument: Thermo Trace GC Ultra/TriPlus HS (S/N: 320080876)

ALR

**Channel 1**

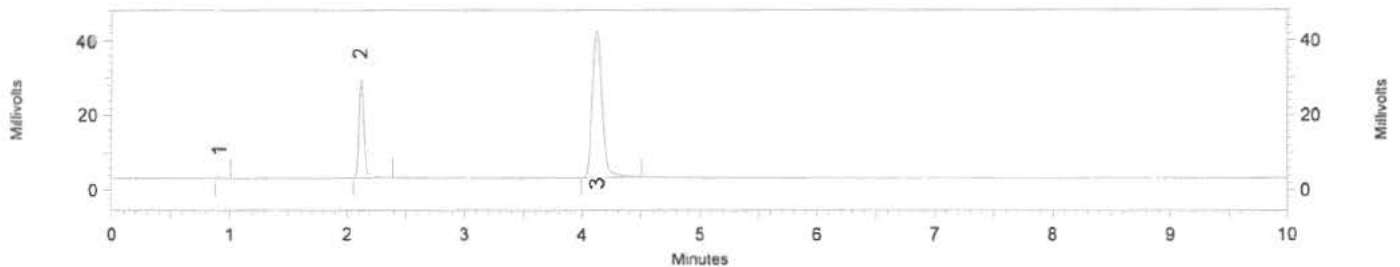
Column: Restek Rtx-BAC1, 30 m x 0.53 mm x 3  $\mu$ m (SN: 1139213)



No.	Compound	Time (min.)	Peak Area (pA*s)	Conc. (g/100 ml)
1	Ethanol	1.450	744892	0.0791
2	n-Propanol	2.422	2332301	1.0000

**Channel 2**

Column: Restek Rtx-BAC2, 30 m x 0.53 mm x 2  $\mu$ m (SN: 1139862)



No.	Compound	Time (min.)	Peak Area (pA*s)	Conc. (g/100 ml)
1		0.910	5417	0.0000
2	Ethanol	2.123	778310	0.0802
3	n-Propanol	4.125	2257801	1.0000



TEXAS DEPARTMENT OF PUBLIC SAFETY  
CRIME LABORATORY

Lab Case # **ELP-1312-02098**

Analyst Ana Lilia Romero

Date Started 2/7/2014

Date Completed 2/12/2014

**Alcohol Analysis Worksheet**

LAB-BA-01 Rev.02 (11/2012) p.1 Issued by: QAC

*NR*

**Evidence**

Subject's Name (Submission form):



Evidence Container:

Box  Tube  Envelope

Other \_\_\_\_\_

Specimen:  Gray Top Other \_\_\_\_\_

Sealed:  Yes  No

Specimen Label:  None  Same as Submission Form

**Type/Amount**

<input checked="" type="checkbox"/> Blood	<input checked="" type="checkbox"/> Normal		<input type="checkbox"/> Thick		<input type="checkbox"/> Clotted
<input type="checkbox"/> Urine	Other _____				
<input type="checkbox"/> Serum			<input type="checkbox"/> Full		<input checked="" type="checkbox"/> 3/4
<input type="checkbox"/> Vitreous			<input type="checkbox"/> 1/2	<input type="checkbox"/> 1/4	<input type="checkbox"/> <1 mL
<input type="checkbox"/> Other			Other _____		

**Additional Notes**

BTM Box (Sealed)->centrifuge tube->absorbent-->  
---->blood tube



\*Gas cylinder replaced during run

\*Associated QC and Calibration records are maintained in appropriate logbooks.

**Measurement Uncertainty (at 99.7% confidence):**

Reported Ethanol Result  $\pm$  (9.4% \* Reported Ethanol Result)

**Results**

Reported Ethanol Result: **0.172** grams per **100** mL

0.1741 0.1716

0.1734 0.1705

Data not used\*

Other Volatiles:

**Acetaldehyde, Acetone**

**Disposition**

Drug Screen Request:

Yes  No

Not sent for drug screen; alcohol content  $\geq$ 0.100g/100mL

Disposition Note:

Retain  Drug Screen  Return

Other \_\_\_\_\_

**Analysis Method**

Heated Head-Space Gas Chromatography

**Sample Preparation:**

200 ul specimen with 1400 ul internal standard solution (0.016 g/100 ml n-Propanol/4.3 M NaCl) in a sealed 20 ml headspace vial

**Instrument:**

Thermo Scientific Trace GC Ultra/TriPlus HS (SN: 320080876)

**GC Columns:**

A Rtx-BAC1 30 meters 0.53mm i.d. 3  $\mu$ m film

B Rtx-BAC2 30 meters 0.53mm i.d. 2  $\mu$ m film

**Column Conditions:**

Oven Temperature	*SEE NOTE*
Column Flow Rate	10 cc/min
Injection Temperature	200 °C
Detector Temperature	240 °C

**Autosampler Program:**

Sample Temperature	80 °C
Syringe Temperature	85 °C
Injections per vial	1
Thermostating Time	5 min

\*NOTE: Oven temp 40 C (6.5 min), 20 C/min, 70 C(2min)

## Internal Standard Area Counts\*

Colored cells indicate **identical** area counts

	2/7/2014		3/12/2014	
	Channel 1	Channel 2	Channel 1	Channel 2
MB	2612620	2626069	MB	2244574 2224777
0.08	2488287	2485414	0.08	2428040 2368673
VM	2356097	2322545	VM	2297868 2259875
MB	2586682	2574388	MB	2270400 2264661
0.08	2285392	2258425	0.08	2329111 2288825
0.5	2379342	2294082	0.5	2400609 2272607
MB	2533681	2567461	MB	2219908 2188657
MB	2560600	2571214	MB	2270563 2226287
ELP-1312-2057-1	2413344	2396674	ELP-1312-2057-1	2413344 2396674
ELP-1312-2057-2	2314575	2308006	ELP-1312-2057-2	2314575 2308006
MB	2696513	2718984	MB	2263587 2262281
ELP-1312-2058-1	2328843	2311894	ELP-1312-2058-1	2328843 2311894
ELP-1312-2058-2	2410713	2365620	ELP-1312-2058-2	2031415 1994018
MB	2423411	2421663	MB	2275148 2258368
ELP-1312-02059-1	2476913	2438953	ELP-1312-02059-1	2476913 2438953
ELP-1312-02059-2	2625332	2556831	ELP-1312-02059-2	2625332 2556831
MB	2344480	2365009	MB	2162681 2149358
ELP-1312-02060-1	2331736	2280665	ELP-1312-02060-1	2331736 2280665
ELP-1312-02060-2	2338208	2304069	ELP-1312-02060-2	2338208 2304069
MB	3184834	3155578	MB	2252741 2231843
ELP-1312-02063-1	3569915	3448698	ELP-1312-02063-1	2439929 2385563
ELP-1312-02063-2	2439929	2385563	ELP-1312-02063-2	3569915 3448698
MB	2635724	2646123	MB	2277337 2278983
ELP-1312-02069-1	2487446	2440943	ELP-1312-02069-1	2487446 2440943
ELP-1312-02069-2	2648943	2624896	ELP-1312-02069-2	2648943 2624896
MB	2909535	2883368	MB	2278507 2241572
ELP-1312-02070-1	2390026	2337248	ELP-1312-02070-1	2390026 2337248
ELP-1312-02070-2	2488314	2447483	ELP-1312-02070-2	2488314 2447483
MB	2553700	2539082	MB	2236968 2225110
ELP-1312-02071-1	2281439	2233098	ELP-1312-02071-1	2281439 2233098
ELP-1312-02071-2	3490258	3394981	ELP-1312-02071-2	3490258 3394981
MB	2307748	2311950	MB	2213877 2177300
ELP-1312-02072-1	2630378	2587242	ELP-1312-02072-1	2037099 1967545
ELP-1312-02072-2	2541309	2514188	ELP-1312-02072-2	2047977 1987002
0.2	2384954	2347347	0.08	2317832 2247884
MB	2529063	2511526	MB	2123603 2097116
ELP-1312-02703-1	2364064	2306428	ELP-1312-02703-1	2364064 2306428
ELP-1312-02073-2	2335446	2287493	ELP-1312-02073-2	2335446 2287493
MB	2486833	2477053	MB	2183950 2155571
ELP-1312-02074-1	3577065	3486928	ELP-1312-02074-1	3577065 3486928
ELP-1312-02074-2	3239029	3162547	ELP-1312-02074-2	3239029 3162547

MB	2529871	2511918	MB	2195643	2160210
ELP-1312-02075-1	2285269	2233040	ELP-1312-02075-1	2285269	2233040
ELP-1312-02075-2	2334294	2295072	ELP-1312-02075-2	2334294	2295072
MB	2426924	2413060	MB	2177889	2158519
ELP-1312-02076-1	2236806	2192528	ELP-1312-02076-1	2236806	2192528
ELP-1312-02076-2	2314165	2304148	ELP-1312-02076-2	2314165	2304148
MB	2509196	2558015	MB	2160524	2123702
ELP-1312-02077-1	2323716	2287951	ELP-1312-02077-1	2323716	2287951
ELP-1312-02077-2	2359335	2345507	ELP-1312-02077-2	2359335	2345507
MB	2390249	2419144	MB	2167524	2152417
ELP-1312-02078-1	2314769	2281257	ELP-1312-02078-1	2314769	2281257
ELP-1312-02078-2	2364160	2310878	ELP-1312-02078-2	2364160	2310878
MB	2508836	2497509	MB	2188363	2142142
ELP-1312-02079-1	2368545	2307602	ELP-1312-02079-1	2368545	2307602
ELP-1312-02079-2	2264863	2247781	ELP-1312-02079-2	2264863	2247781
MB	2635500	2656086	MB	2183525	2178260
ELP-1312-02080-1	2291170	2260929	ELP-1312-02080-1	2056461	2020855
ELP-1312-02080-2	2294533	2259806	ELP-1312-02080-2	2048052	1984067
MB	2479098	2478561	MB	2196451	2180847
ELP-1312-02082-1	2291652	2293439	ELP-1312-02082-1	1999922	1969034
ELP-1312-02082-2	3310972	3268124	ELP-1312-02082-2	1977549	1979246
0.3	2386573	2315097	0.08	2249588	2191922
MB	2561876	2578671	MB	2172456	2133885
ELP-1312-02083-1	2227963	2201296	ELP-1312-02083-1	2227963	2201296
ELP-1312-02083-2	2324500	2267673	ELP-1312-02083-2	2324500	2267673
MB	2534493	2534459	MB	2119434	2094624
ELP-1312-02084-1	3421548	3307793	ELP-1312-02084-1	2017062	1938857
ELP-1312-02084-2	2263555	2217746	ELP-1312-02084-2	2016764	1964374
MB	2641840	2632265	MB	2144875	211993
ELP-1312-02085-1	2323605	2287927	ELP-1312-02085-1	2323605	2287927
ELP-1312-02085-2	2326313	2284122	ELP-1312-02085-2	2326313	2284122
MB	3227830	3219299	MB	2146194	2117421
ELP-1312-02086-1	2312972	2240442	ELP-1312-02086-1	2312972	2240442
ELP-1312-02086-2	2333652	2287491	ELP-1312-02086-2	2333652	2287491
MB	3029096	3004728	MB	2213391	2193691
ELP-1312-02087-1	2310138	2241524	ELP-1312-02087-1	2310138	2241524
ELP-1312-02087-2	2324380	2256224	ELP-1312-02087-2	2324380	2256224
MB	2645380	2647631	MB	2201334	2205415
ELP-1312-02088-1	2299960	2256524	ELP-1312-02088-1	2299960	2256524
ELP-1312-02088-2	2304927	2254502	ELP-1312-02088-2	2304927	2254502
MB	2962838	2948403	MB	2193899	2184664
ELP-1312-02089-1	2309907	2244488	ELP-1312-02089-1	2309907	2244488
ELP-1312-02089-2	2308122	2253608	ELP-1312-02089-2	2308122	2253608
MB	2464012	2469518	MB	2232170	2197979
ELP-1312-02090-1	2295570	2248363	ELP-1312-02090-1	2295570	2248363
ELP-1312-02090-2	2330313	2284722	ELP-1312-02090-2	2330313	2284722
MB	2601355	2601502	MB	2252950	2236963

ELP-1312-02091-1	2228351	2165562	ELP-1312-02091-1	2228351	2165562
ELP-1312-02091-2	2284939	2263180	ELP-1312-02091-2	2284939	2263180
0.04	2300384	2292207	0.08	2337288	2260038
MB	2577591	2574462	MB	2275701	2235820
ELP-1312-02093-1	2269755	2201730	ELP-1312-02093-1	2269755	2201730
ELP-1312-02093-2	2290192	2246645	ELP-1312-02093-2	2290192	2246645
MB	2821149	2807091	MB	2200308	2172595
ELP-1312-02095-1	2302325	2254668	ELP-1312-02095-1	2302325	2254668
ELP-1312-02095-2	2330643	2299793	ELP-1312-02095-2	2330643	2299793
MB	2490249	2474761	MB	2195471	2145061
ELP-1312-02096-1	2331385	2277603	ELP-1312-02096-1	2331385	2277603
ELP-1312-02096-2	2332104	2279532	ELP-1312-02096-2	2332104	2279532
MB	2829315	2830034	MB	2207326	2157499
ELP-1312-02098-1	2311418	2257896	ELP-1312-02098-1	2311418	2257896
ELP-1312-02098-2	2330293	2280748	ELP-1312-02098-2	2330293	2280748
MB	2337458	2340855	MB	2242094	2216096
ELP-1312-02129-1	2344771	2284546	ELP-1312-02129-1	2344771	2284546
ELP-1312-02129-2	2281419	2223091	ELP-1312-02129-2	2281419	2223091
0.08	2360612	2331281	0.08	2387459	2342669
			0.08	2332301	2257801

\*For the cases in the colored cells, area counts for any other detected peak are also identical.  
The internal standard was chosen for comparison for the sake of brevity.



TEXAS DEPARTMENT OF PUBLIC SAFETY  
CRIME LABORATORY

**Blood Alcohol Batch Log**

L4E-FRM-BA-BatchLog Rev.00 (04/2009)

Thermo HS/GC-FID  
SN:320080876  
Hamilton Diluter  
Instrument SN: MD91AB5480

Batch File BAC020714\_001

Analyst ALR

Date 02/07/2014

Page 1 of 4

*MR  
GCH  
3-21-14*

Position	Sample	Subject/Lot	Result Column 1 (g/100 ml)	Result Column 2 (g/100 ml)	% Range = (high - low) x 100 / low	Reported Result (g/100 ml)	Comments	Drugs	Retain	Return	Disposal
1	Method Blank	ALR 2013-09-27-198	ND	ND							
2	0.08 Calibration	Cerilliant FN011712-02	0.0800 CAL	0.0800 CAL							
3	Volatile Mixture	ALR 2013-07-31-177	0.0770	0.0759			Volatiles detected and resolved				
4	Method Blank	ALR 2013-09-27-198	ND	ND							
5	0.08 Control	Lipomed 14112011-A	0.0778	0.0822							
6	0.50 Linearity	Cerilliant FN102710-01	0.5234	0.5157							
7	Method Blank	ALR 2013-09-27-198	ND	ND							
8	Method Blank	ALR 2013-09-27-198	ND	ND							
9	ELP-1312-02057-1	██████████	0.1024	0.0994	4.63	0.101	Data not used (no carrier gas available) Resample and rerun				
10	ELP-1312-02057-2	██████████	0.1040	0.0998							
11	Method Blank	ALR 2013-09-27-198	ND	ND							
12	ELP-1312-02058-1	██████████	0.1331	0.1315	1.22	0.132	Data not used (no carrier gas available) Resample and rerun				
13	ELP-1312-02058-2	██████████	0.1330	0.1327							
14	Method Blank	ALR 2013-09-27-198	ND	ND							
15	ELP-1312-02059-1	██████████	0.2673	0.2610	2.91	0.265	Data not used (no carrier gas available) Resample and rerun				
16	ELP-1312-02059-2	██████████	0.2686	0.2655							
17	Method Blank	ALR 2013-09-27-198	ND	ND							
18	ELP-1312-02060-1	██████████	0.2676	0.2637	3.44	0.255	Data not used (no carrier gas available) Resample and rerun				
19	ELP-1312-02060-2	██████████	0.2654	0.2587							
20	Method Blank	ALR 2013-09-27-198	ND	ND							
21	ELP-1312-02063-1	██████████	0.2534	0.2480	4.80	0.248	Data not used (no carrier gas available) Resample and rerun				
22	ELP-1312-02063-2	██████████	0.2496	0.2418							
23	Method Blank	ALR 2013-09-27-198	ND	ND							
24	ELP-1312-02069-1	██████████	0.2006	0.1937	4.08	0.198	Data not used (no carrier gas available) Resample and rerun				
25	ELP-1312-02069-2	██████████	0.2016	0.1978							
26	Method Blank	ALR 2013-09-27-198	ND	ND							
27	ELP-1312-02070-1	██████████	0.2388	0.2358	2.35	0.236	Data not used (no carrier gas available) Resample and rerun				
28	ELP-1312-02070-2	██████████	0.2391	0.2336							
29	Method Blank	ALR 2013-09-27-198	ND	ND							
30	ELP-1312-02071-1	██████████	0.2532	0.2494	3.65	0.253	Data not used (no carrier gas available) Resample and rerun				
31	ELP-1312-02071-2	██████████	0.2585	0.2542							
32	Method Blank	ALR 2013-09-27-198	ND	ND							
33	ELP-1312-02072-1	██████████	0.1258	0.1227	8.92	0.120	Data not used (no carrier gas available) Resample and rerun				
34	ELP-1312-02072-2	██████████	0.1177	0.1155							
35	0.200 Control	Cerilliant FN032712-01	0.2007	0.1984			Data not used (no carrier gas available) Resample and rerun				

ND = no ethanol detected, N/A = Not Applicable, V= victim, D=Deceased, U21=under 21 years of age, <0.010 Diff = <0.01 g/100 ml difference in range







TEXAS DEPARTMENT OF PUBLIC SAFETY  
CRIME LABORATORY

**Blood Alcohol Batch Log**

L4E-FRM-BA-BatchLog Rev.00 (04/2009)

Thermo HS/GC-FID  
SN:320080876  
Hamilton Diluter  
Instrument SN: MD91AB5480

Batch File BAC\_020714\_001

Analyst ALR

Date 02/07/2014

Page 3 of 4

*ALR*  
*ALR*  
*3-21-14*

Position	Sample	Subject/Lot	Result Column 1 (g/100 ml)	Result Column 2 (g/100 ml)	% Range = $\frac{(\text{High} - \text{Low})}{\text{Low}} \times 100$	Reported Result (g/100 ml)	Comments	Drugs	Retain	Return	Disposal
64	Method Blank	ALR 2013-09-27-198	ND	ND							
65	ELP-1312-02083-1	██████████	0.2229	0.2172	2.81	0.220	Data not used (no carrier gas available) Resample and rerun				
66	ELP-1312-02083-2	██████████	0.2233	0.2186							
67	Method Blank	ALR 2013-09-27-198	ND	ND							
68	ELP-1312-02084-1	██████████	0.2003	0.1967	4.43	0.196	Data not used (no carrier gas available) Resample and rerun				
69	ELP-1312-02084-2	██████████	0.1964	0.1918							
70	Method Blank	ALR 2013-09-27-198	ND	ND							
71	ELP-1312-02085-1	██████████	0.1992	0.1939	2.73	0.196	Data not used (no carrier gas available) Resample and rerun				
72	ELP-1312-02085-2	██████████	0.1988	0.1942							
73	Method Blank	ALR 2013-09-27-198	ND	ND							
74	ELP-1312-02086-1	██████████	0.2758	0.2707	3.59	0.272	Data not used (no carrier gas available) Resample and rerun				
75	ELP-1312-02086-2	██████████	0.2769	0.2673							
76	Method Blank	ALR 2013-09-27-198	ND	ND							
77	ELP-1312-02087-1	██████████	0.2254	0.2267	0.80	0.225	Data not used (no carrier gas available) Resample and rerun				
78	ELP-1312-02087-2	██████████	0.2261	0.2249							
79	Method Blank	ALR 2013-09-27-198	ND	ND							
80	ELP-1312-02088-1	██████████	0.1471	0.1452	1.45	0.146	Data not used (no carrier gas available) Resample and rerun				
81	ELP-1312-02088-2	██████████	0.1473	0.1455							
82	Method Blank	ALR 2013-09-27-198	ND	ND							
83	ELP-1312-02089-1	██████████	0.3267	0.3186	3.71	0.321	Data not used (no carrier gas available) Resample and rerun				
84	ELP-1312-02089-2	██████████	0.3254	0.3150							
85	Method Blank	ALR 2013-09-27-198	ND	ND							
86	ELP-1312-02090-1	██████████	0.1931	0.1924	1.09	0.192	Data not used (no carrier gas available) Resample and rerun				
87	ELP-1312-02090-2	██████████	0.1942	0.1921							
88	Method Blank	ALR 2013-09-27-198	ND	ND							
89	ELP-1312-02091-1	██████████	0.2007	0.1986	3.99	0.198	Data not used (no carrier gas available) Resample and rerun				
90	ELP-1312-02091-2	██████████	0.1999	0.1930							
91	0.040 Control	Cerilliant FN120110-04	0.0372	0.0390			Data not used (no carrier gas available) Resample and rerun				

ND = no ethanol detected, N/A = Not Applicable, V= victim, D=Deceased, U21=under 21 years of age, <0.010 Diff = <0.01 g/100 ml difference in range



TEXAS DEPARTMENT OF PUBLIC SAFETY  
CRIME LABORATORY

**Blood Alcohol Batch Log**

L4E-FRM-BA-BatchLog Rev.00 (04/2009)

Thermo HS/GC-FID  
SN:320080876  
Hamilton Diluter  
Instrument SN: MD91AB5480

Batch File BAC\_020714\_001

Analyst ALR

Date 02/07/2014

Page 4 of 4

*ALR*  
*Red*  
*3-2-14*

Position	Sample	Subject/Lot	Result Column 1 (g/100 ml)	Result Column 2 (g/100 ml)	% Range = (high - low) x 100 / low	Reported Result (g/100 ml)	Comments	Drugs	Retain	Return	Disposal
92	Method Blank	ALR 2013-09-27-198	ND	ND							
93	ELP-1312-02093-1	[REDACTED]	0.2528	0.2479	3.78	0.248	Data not used (no carrier gas available) Resample and rerun				
94	ELP-1312-02093-2	[REDACTED]	0.2515	0.2436							
95	Method Blank	ALR 2013-09-27-198	ND	ND							
96	ELP-1312-02095-1	[REDACTED]	0.2283	0.2228	3.30	0.225	Data not used (no carrier gas available) Resample and rerun				
97	ELP-1312-02095-2	[REDACTED]	0.2281	0.2210							
98	Method Blank	ALR 2013-09-27-198	ND	ND							
99	ELP-1312-02096-1	[REDACTED]	0.1605	0.1586	1.96	0.159	Data not used (no carrier gas available) Resample and rerun				
100	ELP-1312-02096-2	[REDACTED]	0.1616	0.1585							
101	Method Blank	ALR 2013-09-27-198	ND	ND							
102	ELP-1312-02098-1	[REDACTED]	0.1741	0.1716	2.11	0.172	Data not used (no carrier gas available) Resample and rerun				
103	ELP-1312-02098-2	[REDACTED]	0.1734	0.1705							
104	Method Blank	ALR 2013-09-27-198	ND	ND							
105	ELP-1312-02129-1	[REDACTED]	0.2000	0.1971	1.52	0.198	Data not used (no carrier gas available) Resample and rerun				
106	ELP-1312-02129-2	[REDACTED]	0.2001	0.1975							
107	0.080 Control	Lipomed 14112011-A	0.0753	0.0778			Data not used (no carrier gas available) Resample and rerun				

ND = no ethanol detected, N/A = Not Applicable, V= victim, D=Deceased, U21=under 21 years of age, <0.010 Diff = <0.01 g/100 ml difference in range

# Texas Department of Public Safety

## El Paso Regional Crime Laboratory

*ALR*

**Operator:** Ana Lilia Romero  
**Date:** 2/7/2014 1:44:50 PM  
**Instrument:** Thermo Trace GC Ultra/TriPlus HS (S/N: 320080876)  
**Sequence:** C:\ChromQuest\Enterprise\Projects\Default\Sequence\BAC  
 Seq\ALRSeq\BAC\_ALR020714\_001.seq

### Blood Alcohol Batch Summary

Vial	Sample ID	Method	Data Filename
1	Method Blank (ALR 2013-09-27-198)	BAC123(ALR).met	C:\ChromQuest\Enterprise\Projects\Default\Data\BAC\ALRData\ALR020714\BAC_ALR020714_001.dat
2	0.080 Control (Cerilliant FN 011712-02)	BAC123(ALR).met	C:\ChromQuest\Enterprise\Projects\Default\Data\BAC\ALRData\ALR020714\BAC_ALR020714_002.dat
3	Volatile Mix (ALR 2013-07-31-177)	BAC123(ALR).met	C:\ChromQuest\Enterprise\Projects\Default\Data\BAC\ALRData\ALR020714\BAC_ALR020714_003.dat
4	Method Blank (ALR 2013-09-27-198)	BAC123(ALR).met	C:\ChromQuest\Enterprise\Projects\Default\Data\BAC\ALRData\ALR020714\BAC_ALR020714_004.dat
5	0.080 Control (Lipomed 14112011-A)	BAC123(ALR).met	C:\ChromQuest\Enterprise\Projects\Default\Data\BAC\ALRData\ALR020714\BAC_ALR020714_005.dat
6	0.500 Control (Cerilliant FN 012813-01)	BAC123(ALR).met	C:\ChromQuest\Enterprise\Projects\Default\Data\BAC\ALRData\ALR020714\BAC_ALR020714_006.dat
7	Method Blank (ALR 2013-09-27-198)	BAC123(ALR).met	C:\ChromQuest\Enterprise\Projects\Default\Data\BAC\ALRData\ALR020714\BAC_ALR020714_007.dat
8	Method Blank (ALR 2013-09-27-198) ELP-1312-02057	BAC123(ALR).met	C:\ChromQuest\Enterprise\Projects\Default\Data\BAC\ALRData\ALR020714\BAC_ALR020714_008.dat
9	ELP-1312-02057-1	BAC123(ALR).met	C:\ChromQuest\Enterprise\Projects\Default\Data\BAC\ALRData\ALR020714\BAC_ALR020714_009.dat
10	ELP-1312-02057-2	BAC123(ALR).met	C:\ChromQuest\Enterprise\Projects\Default\Data\BAC\ALRData\ALR020714\BAC_ALR020714_010.dat
11	Method Blank (ALR 2013-09-27-198) ELP-1312-02058	BAC123(ALR).met	C:\ChromQuest\Enterprise\Projects\Default\Data\BAC\ALRData\ALR020714\BAC_ALR020714_011.dat

Line	Sample ID	Method	File Name	Path
12	ELP-1312-02058-1		BAC123(ALR).met	C:\ChromQuest\Enterprise\Projects\Default\Data\BAC\ALRData\ALR020714\BAC_ALR020714_012.dat
13	ELP-1312-02058-2		BAC123(ALR).met	C:\ChromQuest\Enterprise\Projects\Default\Data\BAC\ALRData\ALR020714\BAC_ALR020714_013.dat
14	Method Blank (ALR 2013-09-27-198) ELP-1312-02059		BAC123(ALR).met	C:\ChromQuest\Enterprise\Projects\Default\Data\BAC\ALRData\ALR020714\BAC_ALR020714_014.dat
15	ELP-1312-02059-1		BAC123(ALR).met	C:\ChromQuest\Enterprise\Projects\Default\Data\BAC\ALRData\ALR020714\BAC_ALR020714_015.dat
16	ELP-1312-02059-2		BAC123(ALR).met	C:\ChromQuest\Enterprise\Projects\Default\Data\BAC\ALRData\ALR020714\BAC_ALR020714_016.dat
17	Method Blank (ALR 2013-09-27-198) ELP-1312-02060		BAC123(ALR).met	C:\ChromQuest\Enterprise\Projects\Default\Data\BAC\ALRData\ALR020714\BAC_ALR020714_017.dat
18	ELP-1312-02060-1		BAC123(ALR).met	C:\ChromQuest\Enterprise\Projects\Default\Data\BAC\ALRData\ALR020714\BAC_ALR020714_018.dat
19	ELP-1312-02060-2		BAC123(ALR).met	C:\ChromQuest\Enterprise\Projects\Default\Data\BAC\ALRData\ALR020714\BAC_ALR020714_019.dat
20	Method Blank (ALR 2013-09-27-198) ELP-1312-02063		BAC123(ALR).met	C:\ChromQuest\Enterprise\Projects\Default\Data\BAC\ALRData\ALR020714\BAC_ALR020714_020.dat
21	ELP-1312-02063-1		BAC123(ALR).met	C:\ChromQuest\Enterprise\Projects\Default\Data\BAC\ALRData\ALR020714\BAC_ALR020714_021.dat
22	ELP-1312-02063-2		BAC123(ALR).met	C:\ChromQuest\Enterprise\Projects\Default\Data\BAC\ALRData\ALR020714\BAC_ALR020714_022.dat
23	Method Blank (ALR 2013-09-27-198) ELP-1312-02069		BAC123(ALR).met	C:\ChromQuest\Enterprise\Projects\Default\Data\BAC\ALRData\ALR020714\BAC_ALR020714_023.dat
24	ELP-1312-02069-1		BAC123(ALR).met	C:\ChromQuest\Enterprise\Projects\Default\Data\BAC\ALRData\ALR020714\BAC_ALR020714_024.dat
25	ELP-1312-02069-2		BAC123(ALR).met	C:\ChromQuest\Enterprise\Projects\Default\Data\BAC\ALRData\ALR020714\BAC_ALR020714_025.dat
26	Method Blank (ALR 2013-09-27-198) ELP-1312-02070		BAC123(ALR).met	C:\ChromQuest\Enterprise\Projects\Default\Data\BAC\ALRData\ALR020714\BAC_ALR020714_026.dat
27	ELP-1312-02070-1		BAC123(ALR).met	C:\ChromQuest\Enterprise\Projects\Default\Data\BAC\ALRData\ALR020714\BAC_ALR020714_027.dat

2/7/2014 1:44:50 PM

ALR

28	ELP-1312-02070-2	BAC123(ALR).met	C:\ChromQuest\Enterprise\Projects\Default\Data\BAC\ALRData\ALR020714\BAC_ALR020714_028.dat
29	Method Blank (ALR 2013-09-27-198) ELP-1312-02071	BAC123(ALR).met	C:\ChromQuest\Enterprise\Projects\Default\Data\BAC\ALRData\ALR020714\BAC_ALR020714_029.dat
30	ELP-1312-02071-1	BAC123(ALR).met	C:\ChromQuest\Enterprise\Projects\Default\Data\BAC\ALRData\ALR020714\BAC_ALR020714_030.dat
31	ELP-1312-02071-2	BAC123(ALR).met	C:\ChromQuest\Enterprise\Projects\Default\Data\BAC\ALRData\ALR020714\BAC_ALR020714_031.dat
32	Method Blank (ALR 2013-09-27-198) ELP-1312-02072	BAC123(ALR).met	C:\ChromQuest\Enterprise\Projects\Default\Data\BAC\ALRData\ALR020714\BAC_ALR020714_032.dat
33	ELP-1312-02072-1	BAC123(ALR).met	C:\ChromQuest\Enterprise\Projects\Default\Data\BAC\ALRData\ALR020714\BAC_ALR020714_033.dat
34	ELP-1312-02072-2	BAC123(ALR).met	C:\ChromQuest\Enterprise\Projects\Default\Data\BAC\ALRData\ALR020714\BAC_ALR020714_034.dat
35	0.200 Control (Cerilliant FN 032712-01)	BAC123(ALR).met	C:\ChromQuest\Enterprise\Projects\Default\Data\BAC\ALRData\ALR020714\BAC_ALR020714_035.dat
36	Method Blank (ALR 2013-09-27-198) ELP-1312-02073	BAC123(ALR).met	C:\ChromQuest\Enterprise\Projects\Default\Data\BAC\ALRData\ALR020714\BAC_ALR020714_036.dat
37	ELP-1312-02073-1	BAC123(ALR).met	C:\ChromQuest\Enterprise\Projects\Default\Data\BAC\ALRData\ALR020714\BAC_ALR020714_037.dat
38	ELP-1312-02073-2	BAC123(ALR).met	C:\ChromQuest\Enterprise\Projects\Default\Data\BAC\ALRData\ALR020714\BAC_ALR020714_038.dat
39	Method Blank (ALR 2013-09-27-198) ELP-1312-02074	BAC123(ALR).met	C:\ChromQuest\Enterprise\Projects\Default\Data\BAC\ALRData\ALR020714\BAC_ALR020714_039.dat
40	ELP-1312-02074-1	BAC123(ALR).met	C:\ChromQuest\Enterprise\Projects\Default\Data\BAC\ALRData\ALR020714\BAC_ALR020714_040.dat
41	ELP-1312-02074-2	BAC123(ALR).met	C:\ChromQuest\Enterprise\Projects\Default\Data\BAC\ALRData\ALR020714\BAC_ALR020714_041.dat
42	Method Blank (ALR 2013-09-27-198) ELP-1312-02075	BAC123(ALR).met	C:\ChromQuest\Enterprise\Projects\Default\Data\BAC\ALRData\ALR020714\BAC_ALR020714_042.dat
43	ELP-1312-02075-1	BAC123(ALR).met	C:\ChromQuest\Enterprise\Projects\Default\Data\BAC\ALRData\ALR020714\BAC_ALR020714_043.dat

\* On 2/10/14 He cylinder was replaced ALR 2/10/14

ALR

44	ELP-1312-02075-2	BAC123(ALR).met	C:\ChromQuest\Enterprise\Projects\Default\Data\BAC\ALRData\ALR020714\BAC_ALR020714_044.dat
45	Method Blank (ALR 2013-09-27-198) ELP-1312-02076	BAC123(ALR).met	C:\ChromQuest\Enterprise\Projects\Default\Data\BAC\ALRData\ALR020714\BAC_ALR020714_045.dat
46	ELP-1312-02076-1	BAC123(ALR).met	C:\ChromQuest\Enterprise\Projects\Default\Data\BAC\ALRData\ALR020714\BAC_ALR020714_046.dat
47	ELP-1312-02076-2	BAC123(ALR).met	C:\ChromQuest\Enterprise\Projects\Default\Data\BAC\ALRData\ALR020714\BAC_ALR020714_047.dat
48	Method Blank (ALR 2013-09-27-198) ELP-1312-02077	BAC123(ALR).met	C:\ChromQuest\Enterprise\Projects\Default\Data\BAC\ALRData\ALR020714\BAC_ALR020714_048.dat
49	ELP-1312-02077-1	BAC123(ALR).met	C:\ChromQuest\Enterprise\Projects\Default\Data\BAC\ALRData\ALR020714\BAC_ALR020714_049.dat
50	ELP-1312-02077-2	BAC123(ALR).met	C:\ChromQuest\Enterprise\Projects\Default\Data\BAC\ALRData\ALR020714\BAC_ALR020714_050.dat
51	Method Blank (ALR 2013-09-27-198) ELP-1312-02078	BAC123(ALR).met	C:\ChromQuest\Enterprise\Projects\Default\Data\BAC\ALRData\ALR020714\BAC_ALR020714_051.dat
52	ELP-1312-02078-1	BAC123(ALR).met	C:\ChromQuest\Enterprise\Projects\Default\Data\BAC\ALRData\ALR020714\BAC_ALR020714_052.dat
53	ELP-1312-02078-2	BAC123(ALR).met	C:\ChromQuest\Enterprise\Projects\Default\Data\BAC\ALRData\ALR020714\BAC_ALR020714_053.dat
54	Method Blank (ALR 2013-09-27-198) ELP-1312-02079	BAC123(ALR).met	C:\ChromQuest\Enterprise\Projects\Default\Data\BAC\ALRData\ALR020714\BAC_ALR020714_054.dat
55	ELP-1312-02079-1	BAC123(ALR).met	C:\ChromQuest\Enterprise\Projects\Default\Data\BAC\ALRData\ALR020714\BAC_ALR020714_055.dat
56	ELP-1312-02079-2	BAC123(ALR).met	C:\ChromQuest\Enterprise\Projects\Default\Data\BAC\ALRData\ALR020714\BAC_ALR020714_056.dat
57	Method Blank (ALR 2013-09-27-198) ELP-1312-02080	BAC123(ALR).met	C:\ChromQuest\Enterprise\Projects\Default\Data\BAC\ALRData\ALR020714\BAC_ALR020714_057.dat
58	ELP-1312-02080-1	BAC123(ALR).met	C:\ChromQuest\Enterprise\Projects\Default\Data\BAC\ALRData\ALR020714\BAC_ALR020714_058.dat
59	ELP-1312-02080-2	BAC123(ALR).met	C:\ChromQuest\Enterprise\Projects\Default\Data\BAC\ALRData\ALR020714\BAC_ALR020714_059.dat

2/7/2014 1:44:50 PM

*ALR*

60	Method Blank (ALR 2013-09-27-198) ELP-1312-02082	BAC123(ALR).met	C:\ChromQuest\Enterprise\Projects\Default\Data\BAC\ALRData\ALR020714\BAC_ALR020714_060.dat
61	ELP-1312-02082-1	BAC123(ALR).met	C:\ChromQuest\Enterprise\Projects\Default\Data\BAC\ALRData\ALR020714\BAC_ALR020714_061.dat
62	ELP-1312-02082-2	BAC123(ALR).met	C:\ChromQuest\Enterprise\Projects\Default\Data\BAC\ALRData\ALR020714\BAC_ALR020714_062.dat
63	0.300 Control (Cerilliant FN 121510-01)	BAC123(ALR).met	C:\ChromQuest\Enterprise\Projects\Default\Data\BAC\ALRData\ALR020714\BAC_ALR020714_063.dat
64	Method Blank (ALR 2013-09-27-198) ELP-1312-02083	BAC123(ALR).met	C:\ChromQuest\Enterprise\Projects\Default\Data\BAC\ALRData\ALR020714\BAC_ALR020714_064.dat
65	ELP-1312-02083-1	BAC123(ALR).met	C:\ChromQuest\Enterprise\Projects\Default\Data\BAC\ALRData\ALR020714\BAC_ALR020714_065.dat
66	ELP-1312-02083-2	BAC123(ALR).met	C:\ChromQuest\Enterprise\Projects\Default\Data\BAC\ALRData\ALR020714\BAC_ALR020714_066.dat
67	Method Blank (ALR 2013-09-27-198) ELP-1312-02084	BAC123(ALR).met	C:\ChromQuest\Enterprise\Projects\Default\Data\BAC\ALRData\ALR020714\BAC_ALR020714_067.dat
68	ELP-1312-02084-1	BAC123(ALR).met	C:\ChromQuest\Enterprise\Projects\Default\Data\BAC\ALRData\ALR020714\BAC_ALR020714_068.dat
69	ELP-1312-02084-2	BAC123(ALR).met	C:\ChromQuest\Enterprise\Projects\Default\Data\BAC\ALRData\ALR020714\BAC_ALR020714_069.dat
70	Method Blank (ALR 2013-09-27-198) ELP-1312-02085	BAC123(ALR).met	C:\ChromQuest\Enterprise\Projects\Default\Data\BAC\ALRData\ALR020714\BAC_ALR020714_070.dat
71	ELP-1312-02085-1	BAC123(ALR).met	C:\ChromQuest\Enterprise\Projects\Default\Data\BAC\ALRData\ALR020714\BAC_ALR020714_071.dat
72	ELP-1312-02085-2	BAC123(ALR).met	C:\ChromQuest\Enterprise\Projects\Default\Data\BAC\ALRData\ALR020714\BAC_ALR020714_072.dat
73	Method Blank (ALR 2013-09-27-198) ELP-1312-02086	BAC123(ALR).met	C:\ChromQuest\Enterprise\Projects\Default\Data\BAC\ALRData\ALR020714\BAC_ALR020714_073.dat
74	ELP-1312-02086-1	BAC123(ALR).met	C:\ChromQuest\Enterprise\Projects\Default\Data\BAC\ALRData\ALR020714\BAC_ALR020714_074.dat
75	ELP-1312-02086-2	BAC123(ALR).met	C:\ChromQuest\Enterprise\Projects\Default\Data\BAC\ALRData\ALR020714\BAC_ALR020714_075.dat



2/7/2014 1:44:50 PM

*NR*

76	Method Blank (ALR 2013-09-27-198) ELP-1312-02087	BAC123(ALR).met	C:\ChromQuest\Enterprise\Projects\Default\Data\BAC\ALRData\ALR020714\BAC_ALR020714_076.dat
77	ELP-1312-02087-1	BAC123(ALR).met	C:\ChromQuest\Enterprise\Projects\Default\Data\BAC\ALRData\ALR020714\BAC_ALR020714_077.dat
78	ELP-1312-02087-2	BAC123(ALR).met	C:\ChromQuest\Enterprise\Projects\Default\Data\BAC\ALRData\ALR020714\BAC_ALR020714_078.dat
79	Method Blank (ALR 2013-09-27-198) ELP-1312-02088	BAC123(ALR).met	C:\ChromQuest\Enterprise\Projects\Default\Data\BAC\ALRData\ALR020714\BAC_ALR020714_079.dat
80	ELP-1312-02088-1	BAC123(ALR).met	C:\ChromQuest\Enterprise\Projects\Default\Data\BAC\ALRData\ALR020714\BAC_ALR020714_080.dat
81	ELP-1312-02088-2	BAC123(ALR).met	C:\ChromQuest\Enterprise\Projects\Default\Data\BAC\ALRData\ALR020714\BAC_ALR020714_081.dat
82	Method Blank (ALR 2013-09-27-198) ELP-1312-02089	BAC123(ALR).met	C:\ChromQuest\Enterprise\Projects\Default\Data\BAC\ALRData\ALR020714\BAC_ALR020714_082.dat
83	ELP-1312-02089-1	BAC123(ALR).met	C:\ChromQuest\Enterprise\Projects\Default\Data\BAC\ALRData\ALR020714\BAC_ALR020714_083.dat
84	ELP-1312-02089-2	BAC123(ALR).met	C:\ChromQuest\Enterprise\Projects\Default\Data\BAC\ALRData\ALR020714\BAC_ALR020714_084.dat
85	Method Blank (ALR 2013-09-27-198) ELP-1312-02090	BAC123(ALR).met	C:\ChromQuest\Enterprise\Projects\Default\Data\BAC\ALRData\ALR020714\BAC_ALR020714_085.dat
86	ELP-1312-02090-1	BAC123(ALR).met	C:\ChromQuest\Enterprise\Projects\Default\Data\BAC\ALRData\ALR020714\BAC_ALR020714_086.dat
87	ELP-1312-02090-2	BAC123(ALR).met	C:\ChromQuest\Enterprise\Projects\Default\Data\BAC\ALRData\ALR020714\BAC_ALR020714_087.dat
88	Method Blank (ALR 2013-09-27-198) ELP-1312-02091	BAC123(ALR).met	C:\ChromQuest\Enterprise\Projects\Default\Data\BAC\ALRData\ALR020714\BAC_ALR020714_088.dat
89	ELP-1312-02091-1	BAC123(ALR).met	C:\ChromQuest\Enterprise\Projects\Default\Data\BAC\ALRData\ALR020714\BAC_ALR020714_089.dat
90	ELP-1312-02091-2	BAC123(ALR).met	C:\ChromQuest\Enterprise\Projects\Default\Data\BAC\ALRData\ALR020714\BAC_ALR020714_090.dat
91	0.400 Control (Cerilliant FN 012712-01)	BAC123(ALR).met	C:\ChromQuest\Enterprise\Projects\Default\Data\BAC\ALRData\ALR020714\BAC_ALR020714_091.dat

2/7/2014 1:44:50 PM

ALR

92	Method Blank (ALR 2013-09-27-198) ELP-1312-02093	BAC123(ALR).met	C:\ChromQuest\Enterprise\Projects\Default\Data\BAC\ALRData\ALR020714\BAC_ALR020714_092.dat
93	ELP-1312-02093-1	BAC123(ALR).met	C:\ChromQuest\Enterprise\Projects\Default\Data\BAC\ALRData\ALR020714\BAC_ALR020714_093.dat
94	ELP-1312-02093-2	BAC123(ALR).met	C:\ChromQuest\Enterprise\Projects\Default\Data\BAC\ALRData\ALR020714\BAC_ALR020714_094.dat
95	Method Blank (ALR 2013-09-27-198) ELP-1312-02095	BAC123(ALR).met	C:\ChromQuest\Enterprise\Projects\Default\Data\BAC\ALRData\ALR020714\BAC_ALR020714_095.dat
96	ELP-1312-02095-1	BAC123(ALR).met	C:\ChromQuest\Enterprise\Projects\Default\Data\BAC\ALRData\ALR020714\BAC_ALR020714_096.dat
97	ELP-1312-02095-2	BAC123(ALR).met	C:\ChromQuest\Enterprise\Projects\Default\Data\BAC\ALRData\ALR020714\BAC_ALR020714_097.dat
98	Method Blank (ALR 2013-09-27-198) ELP-1312-02096	BAC123(ALR).met	C:\ChromQuest\Enterprise\Projects\Default\Data\BAC\ALRData\ALR020714\BAC_ALR020714_098.dat
99	ELP-1312-02096-1	BAC123(ALR).met	C:\ChromQuest\Enterprise\Projects\Default\Data\BAC\ALRData\ALR020714\BAC_ALR020714_099.dat
100	ELP-1312-02096-2	BAC123(ALR).met	C:\ChromQuest\Enterprise\Projects\Default\Data\BAC\ALRData\ALR020714\BAC_ALR020714_100.dat
101	Method Blank (ALR 2013-09-27-198) ELP-1312-02098	BAC123(ALR).met	C:\ChromQuest\Enterprise\Projects\Default\Data\BAC\ALRData\ALR020714\BAC_ALR020714_101.dat
102	ELP-1312-02098-1	BAC123(ALR).met	C:\ChromQuest\Enterprise\Projects\Default\Data\BAC\ALRData\ALR020714\BAC_ALR020714_102.dat
103	ELP-1312-02098-2	BAC123(ALR).met	C:\ChromQuest\Enterprise\Projects\Default\Data\BAC\ALRData\ALR020714\BAC_ALR020714_103.dat
104	Method Blank (ALR 2013-09-27-198) ELP-1312-02129	BAC123(ALR).met	C:\ChromQuest\Enterprise\Projects\Default\Data\BAC\ALRData\ALR020714\BAC_ALR020714_104.dat
105	ELP-1312-02129-1	BAC123(ALR).met	C:\ChromQuest\Enterprise\Projects\Default\Data\BAC\ALRData\ALR020714\BAC_ALR020714_105.dat
106	ELP-1312-02129-2	BAC123(ALR).met	C:\ChromQuest\Enterprise\Projects\Default\Data\BAC\ALRData\ALR020714\BAC_ALR020714_106.dat
107	0.080 Control (Lipomed 14112011-A)	BAC123(ALR).met	C:\ChromQuest\Enterprise\Projects\Default\Data\BAC\ALRData\ALR020714\BAC_ALR020714_107.dat

2/7/2014 1:44:50 PM

108 SHUTDOWN

SHUTDOWN (ALR).met

*ALR*

Page 8 of 8

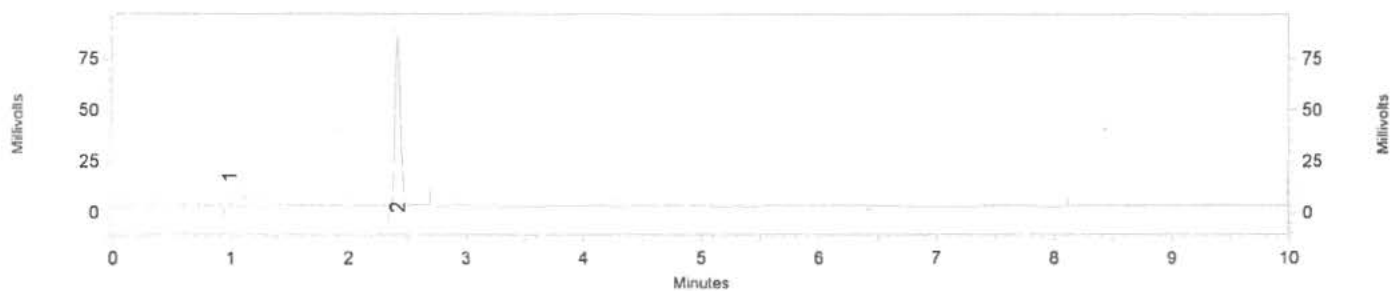
C:\ChromQuest\Enterprise\Projects\Default\Data\BAC\ALRData\ALR020714\BAC\_ALR020714\_108.dat

**Texas Department of Public Safety  
El Paso Regional Crime Laboratory**

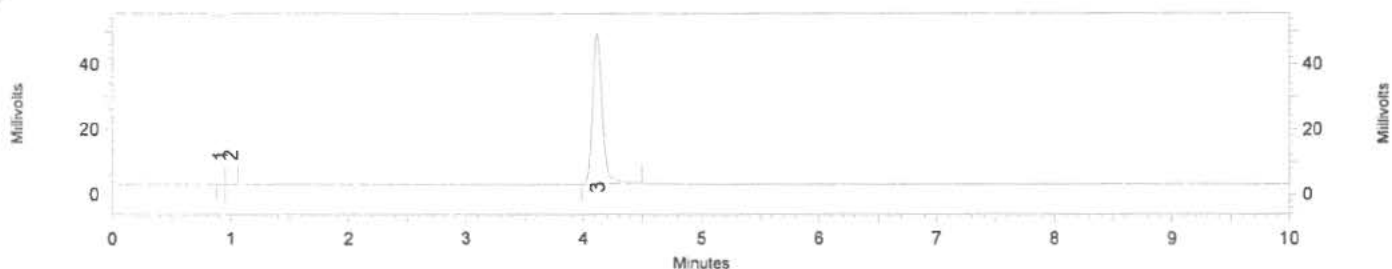
**Blood Alcohol Analysis Report**

Operator: **Ana Lilia Romero**  
 Acquired: 2/7/2014 4:13:09 PM  
 Sample: Method Blank (ALR 2013-09-27-198)  
 Vial: 1  
 Data File: C:\ChromQuest\Enterprise\Projects\Default\Data\BAC\ALRData\ALR020714\BAC\_ALR020714\_001.dat  
 Instrument: Thermo Trace GC Ultra/TriPlus HS (S/N: 320080876)

ALR

**Channel 1**Column: Restek Rtx-BAC1, 30 m x 0.53 mm x 3  $\mu$ m (SN: 1139213)

No.	Compound	Time (min.)	Peak Area (pA*s)	Conc. (g/100 ml)
1		0.990	12583	0.0000
2	n-Propanol	2.422	2612620	1.0000

**Channel 2**Column: Restek Rtx-BAC2, 30 m x 0.53 mm x 2  $\mu$ m (SN: 1139862)

No.	Compound	Time (min.)	Peak Area (pA*s)	Conc. (g/100 ml)
1		0.912	4734	0.0000
2		0.997	7971	0.0000
3	n-Propanol	4.115	2626069	1.0000

**Texas Department of Public Safety  
El Paso Regional Crime Laboratory**

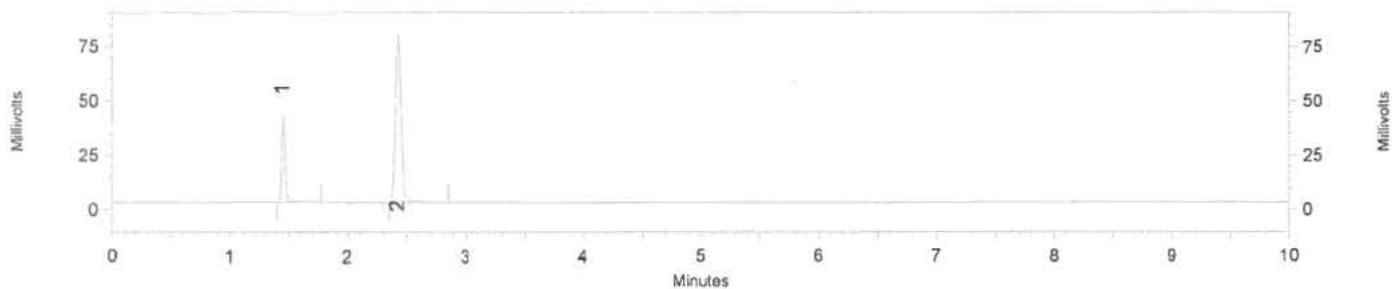
*AR*

**Blood Alcohol Analysis Report**

Operator: Ana Lilia Romero  
 Acquired: 2/7/2014 4:25:58 PM  
 Sample: 0.080 Control (Cerilliant FN 011712-02)  
 Vial : 2  
 Data File: C:\ChromQuest\Enterprise\Projects\Default\Data\BAC\ALRData\ALR020714\BAC\_ALR020714\_002.dat  
 Instrument: Thermo Trace GC Ultra/TriPlus HS (S/N: 320080876)

**Channel 1**

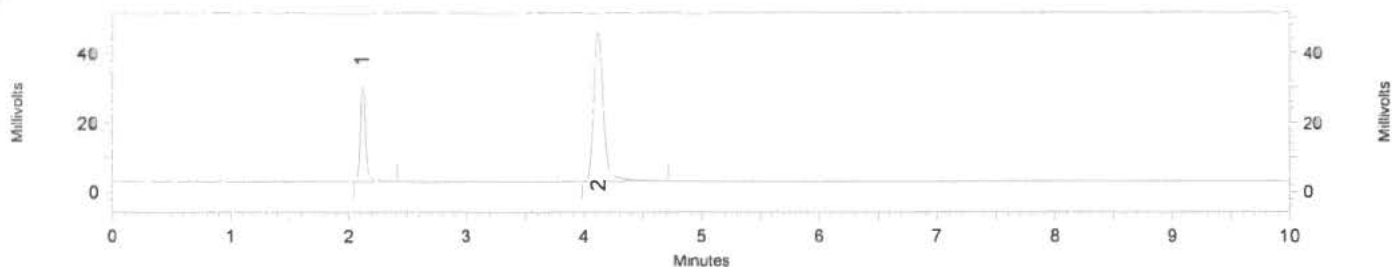
Column: Restek Rtx-BAC1, 30 m x 0.53 mm x 3  $\mu$ m (SN: 1139213)



No.	Compound	Time (min.)	Peak Area (pA*s)	Conc. (g/100 ml)
1	Ethanol	1.453	787021	0.0800 CAL
2	n-Propanol	2.425	2488287	1.0000 CAL

**Channel 2**

Column: Restek Rtx-BAC2, 30 m x 0.53 mm x 2  $\mu$ m (SN: 1139862)



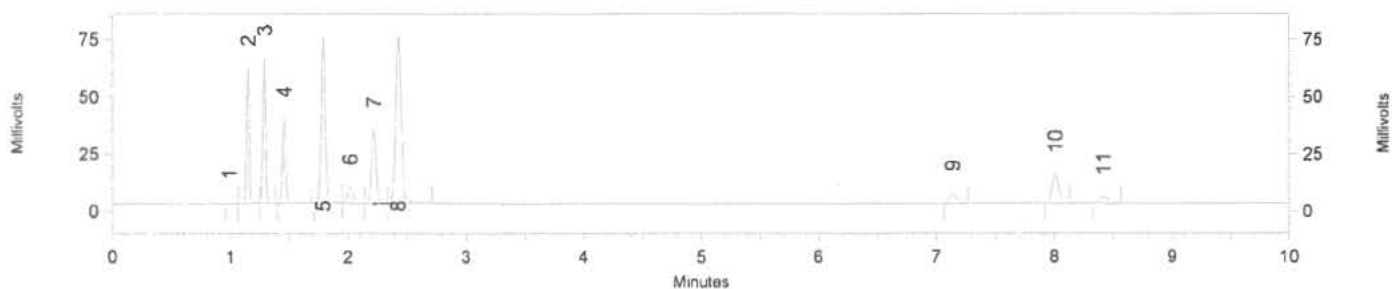
No.	Compound	Time (min.)	Peak Area (pA*s)	Conc. (g/100 ml)
1	Ethanol	2.122	816105	0.0800 CAL
2	n-Propanol	4.118	2485414	1.0000 CAL

**Texas Department of Public Safety  
El Paso Regional Crime Laboratory**

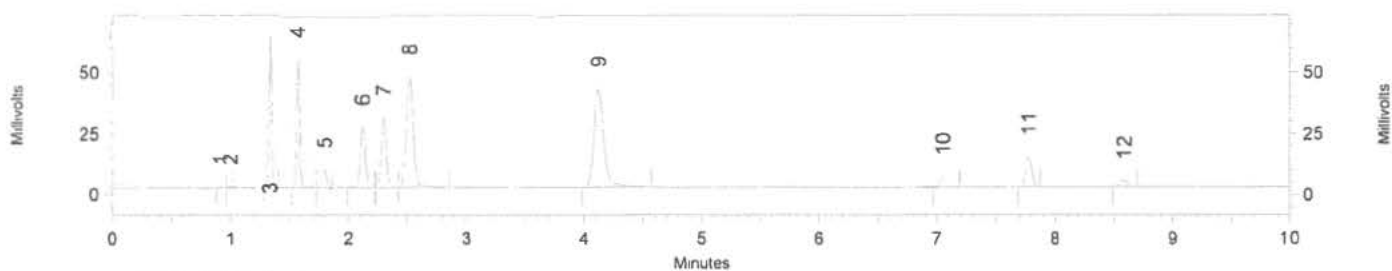
**Blood Alcohol Analysis Report**

Operator: **Ana Lilia Romero**  
 Acquired: 2/7/2014 4:39:23 PM  
 Sample: Volatile Mix (ALR 2013-07-31-177)  
 Vial: 3  
 Data File: C:\ChromQuest\Enterprise\Projects\Default\Data\BAC\ALRData\ALR020714\BAC\_ALR020714\_003.dat  
 Instrument: Thermo Trace GC Ultra/TriPlus HS (S/N: 320080876)

ALR

**Channel 1**Column: Restek Rtx-BAC1, 30 m x 0.53 mm x 3  $\mu$ m (SN: 1139213)

No.	Compound	Time (min.)	Peak Area (pA*s)	Conc. (g/100 ml)
1		0.990	21648	0.0000
2	Methanol	1.150	932014	0.0000
3	Acetaldehyde	1.290	1020783	0.0000
4	Ethanol	1.455	716822	0.0770
5	i-Propanol	1.788	1861348	0.0000
6	Formaldehyde	2.020	208290	0.0000
7	Acetone	2.218	912699	0.0000
8	n-Propanol	2.427	2356097	1.0000
9		7.135	186324	0.0000
10	Toluene	8.007	481355	0.0000
11		8.417	135993	0.0000

**Channel 2**Column: Restek Rtx-BAC2, 30 m x 0.53 mm x 2  $\mu$ m (SN: 1139862)

No.	Compound	Time (min.)	Peak Area (pA*s)	Conc. (g/100 ml)
1		0.912	5220	0.0000
2		0.997	6998	0.0000
3	Acetaldehyde	1.337	963111	0.0000
4	Methanol	1.573	938511	0.0000
5	Formaldehyde	1.800	188295	0.0000
6	Ethanol	2.122	723737	0.0759
7	Acetone	2.300	887949	0.0000
8	i-Propanol	2.520	1815183	0.0000
9	n-Propanol	4.120	2322545	1.0000
10		7.052	161983	0.0000
11	Toluene	7.777	457655	0.0000
12		8.585	126220	0.0000

**Texas Department of Public Safety  
El Paso Regional Crime Laboratory**

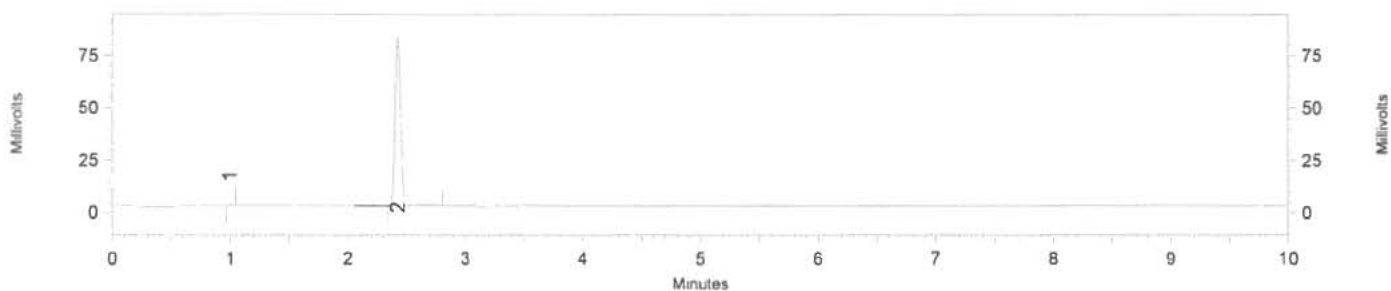
**Blood Alcohol Analysis Report**

ALR

Operator: Ana Lilia Romero  
 Acquired: 2/7/2014 4:52:50 PM  
 Sample: Method Blank (ALR 2013-09-27-198)  
 Vial: 4  
 Data File: C:\ChromQuest\Enterprise\Projects\Default\Data\BAC\ALRData\ALR020714\BAC\_ALR020714\_004.dat  
 Instrument: Thermo Trace GC Ultra/TriPlus HS (S/N: 320080876)

**Channel 1**

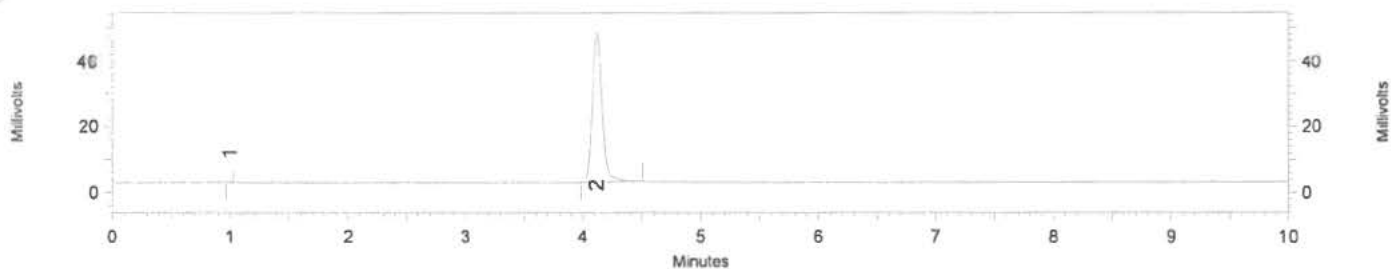
Column: Restek Rtx-BAC1, 30 m x 0.53 mm x 3  $\mu$ m (SN: 1139213)



No.	Compound	Time (min.)	Peak Area (pA*s)	Conc. (g/100 ml)
1		0.992	12766	0.0000
2	n-Propanol	2.425	2586682	1.0000

**Channel 2**

Column: Restek Rtx-BAC2, 30 m x 0.53 mm x 2  $\mu$ m (SN: 1139862)



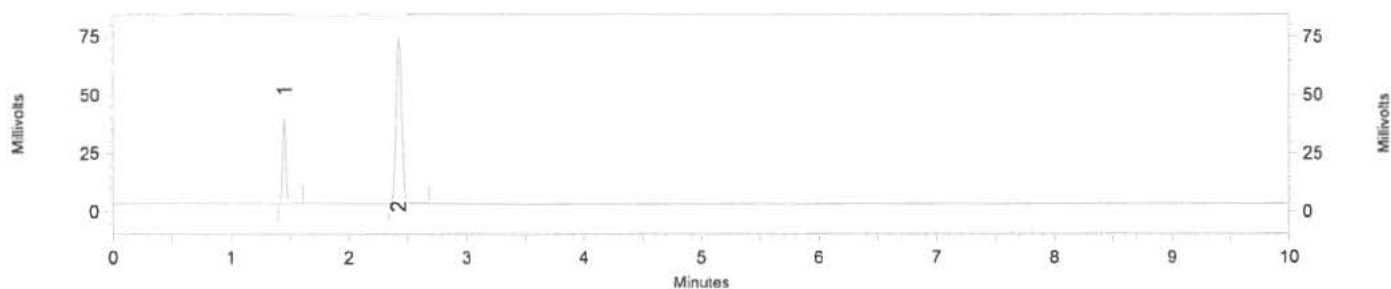
No.	Compound	Time (min.)	Peak Area (pA*s)	Conc. (g/100 ml)
1		0.995	7698	0.0000
2	n-Propanol	4.117	2574388	1.0000

**Texas Department of Public Safety  
El Paso Regional Crime Laboratory**

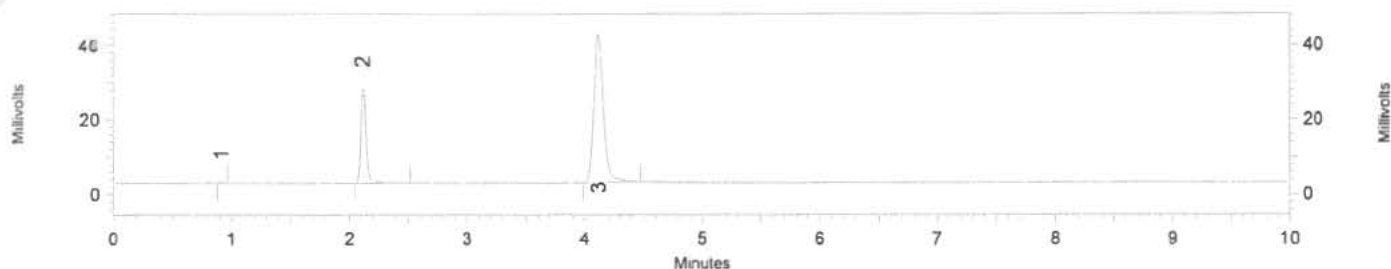
**Blood Alcohol Analysis Report**

Operator: **Ana Lilia Romero**  
 Acquired: 2/7/2014 5:06:16 PM  
 Sample: 0.080 Control (Lipomed 14112011-A)  
 Vial : 5  
 Data File: C:\ChromQuest\Enterprise\Projects\Default\Data\BAC\ALRData\ALR020714\BAC\_ALR020714\_005.dat  
 Instrument: Thermo Trace GC Ultra/TriPlus HS (S/N: 320080876)

ALR

**Channel 1**Column: Restek Rtx-BAC1, 30 m x 0.53 mm x 3  $\mu$ m (SN: 1139213)

No.	Compound	Time (min.)	Peak Area (pA*s)	Conc. (g/100 ml)
1	Ethanol	1.453	702979	0.0778
2	n-Propanol	2.423	2285392	1.0000

**Channel 2**Column: Restek Rtx-BAC2, 30 m x 0.53 mm x 2  $\mu$ m (SN: 1139862)

No.	Compound	Time (min.)	Peak Area (pA*s)	Conc. (g/100 ml)
1		0.912	4929	0.0000
2	Ethanol	2.120	762295	0.0822
3	n-Propanol	4.117	2258425	1.0000



**Texas Department of Public Safety  
El Paso Regional Crime Laboratory**

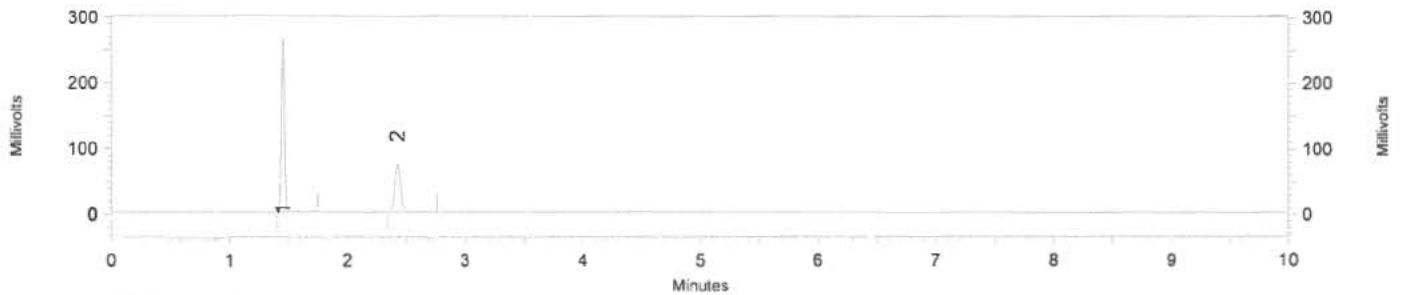
*ALR*

**Blood Alcohol Analysis Report**

Operator: **Ana Lilia Romero**  
 Acquired: 2/7/2014 5:19:43 PM  
 Sample: 0.500 Control (Cerilliant FN 012813-01)  
 Vial: 6  
 Data File: C:\ChromQuest\Enterprise\Projects\Default\Data\BAC\ALRData\ALR020714\BAC\_ALR020714\_006.dat  
 Instrument: Thermo Trace GC Ultra/TriPlus HS (S/N: 320080876)

**Channel 1**

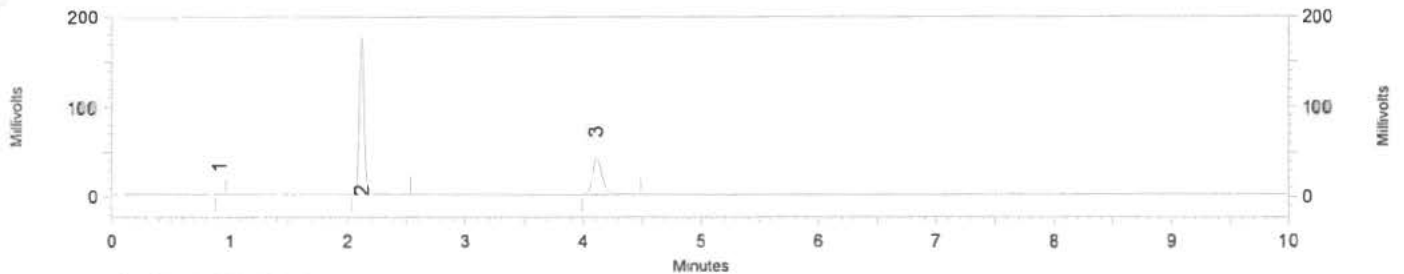
Column: Restek Rtx-BAC1, 30 m x 0.53 mm x 3  $\mu$ m (SN: 1139213)



No.	Compound	Time (min.)	Peak Area (pA*s)	Conc. (g/100 ml)
1	Ethanol	1.453	4923845	0.5234
2	n-Propanol	2.427	2379342	1.0000

**Channel 2**

Column: Restek Rtx-BAC2, 30 m x 0.53 mm x 2  $\mu$ m (SN: 1139862)



No.	Compound	Time (min.)	Peak Area (pA*s)	Conc. (g/100 ml)
1		0.913	5923	0.0000
2	Ethanol	2.120	4855719	0.5157
3	n-Propanol	4.117	2294082	1.0000

**Texas Department of Public Safety  
El Paso Regional Crime Laboratory**

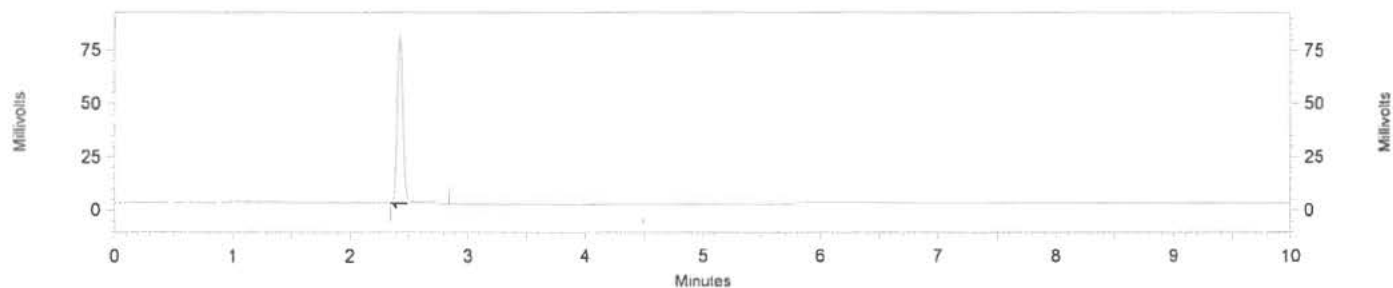
**Blood Alcohol Analysis Report**

Operator: Ana Lilia Romero  
 Acquired: 2/7/2014 5:33:11 PM  
 Sample: Method Blank (ALR 2013-09-27-198)  
 Vial : 7  
 Data File: C:\ChromQuest\Enterprise\Projects\Default\Data\BAC\ALRData\ALR020714\BAC\_ALR020714\_007.dat  
 Instrument: Thermo Trace GC Ultra/TriPlus HS (S/N: 320080876)

ALR

**Channel 1**

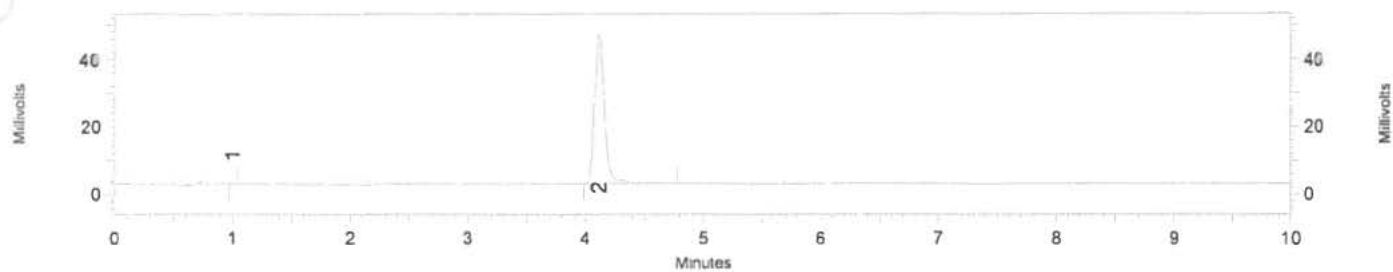
Column: Restek Rtx-BAC1, 30 m x 0.53 mm x 3  $\mu$ m (SN: 1139213)



No.	Compound	Time (min.)	Peak Area (pA*s)	Conc. (g/100 ml)
1	n-Propanol	2.425	2533681	1.0000

**Channel 2**

Column: Restek Rtx-BAC2, 30 m x 0.53 mm x 2  $\mu$ m (SN: 1139862)



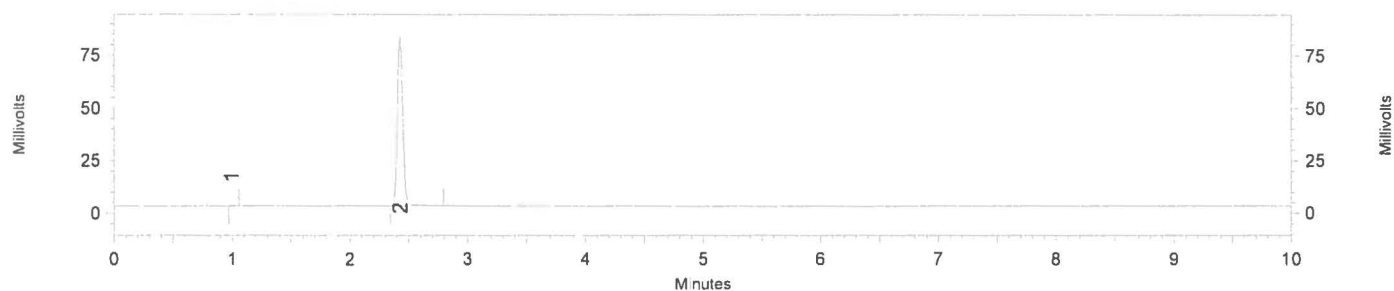
No.	Compound	Time (min.)	Peak Area (pA*s)	Conc. (g/100 ml)
1		0.997	7733	0.0000
2	n-Propanol	4.117	2567461	1.0000

**Texas Department of Public Safety  
El Paso Regional Crime Laboratory**

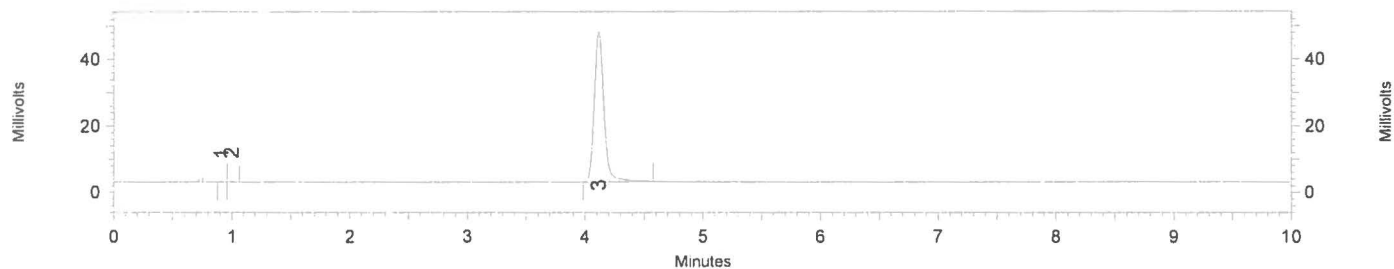
**Blood Alcohol Analysis Report**

ALR

Operator: Ana Lilia Romero  
 Acquired: 2/7/2014 5:46:43 PM  
 Sample: Method Blank (ALR 2013-09-27-198) ELP-1312-02057  
 Vial : 8  
 Data File: C:\ChromQuest\Enterprise\Projects\Default\Data\BAC\ALRData\ALR020714\BAC\_ALR020714\_008.dat  
 Instrument: Thermo Trace GC Ultra/TriPlus HS (S/N: 320080876)

**Channel 1**Column: Restek Rtx-BAC1, 30 m x 0.53 mm x 3  $\mu$ m (SN: 1139213)

No.	Compound	Time (min.)	Peak Area (pA*s)	Conc. (g/100 ml)
1		0.992	10590	0.0000
2	n-Propanol	2.425	2560600	1.0000

**Channel 2**Column: Restek Rtx-BAC2, 30 m x 0.53 mm x 2  $\mu$ m (SN: 1139862)

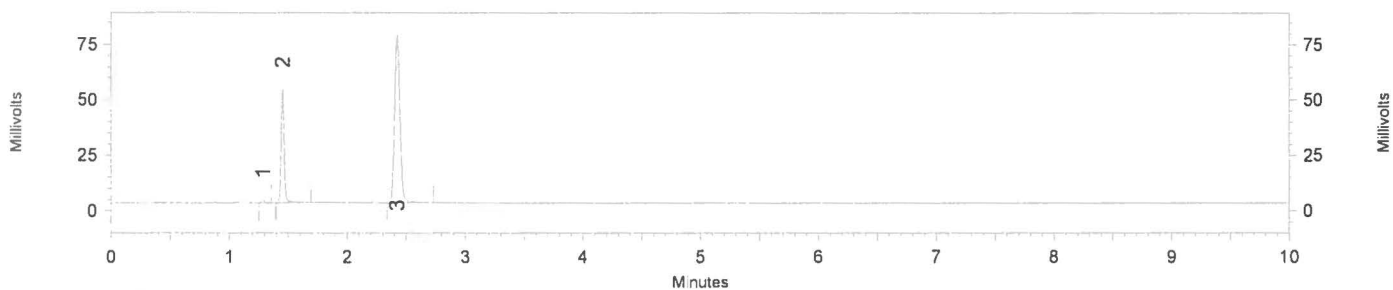
No.	Compound	Time (min.)	Peak Area (pA*s)	Conc. (g/100 ml)
1		0.912	5388	0.0000
2		0.993	8465	0.0000
3	n-Propanol	4.113	2571214	1.0000

**Texas Department of Public Safety**  
**El Paso Regional Crime Laboratory**

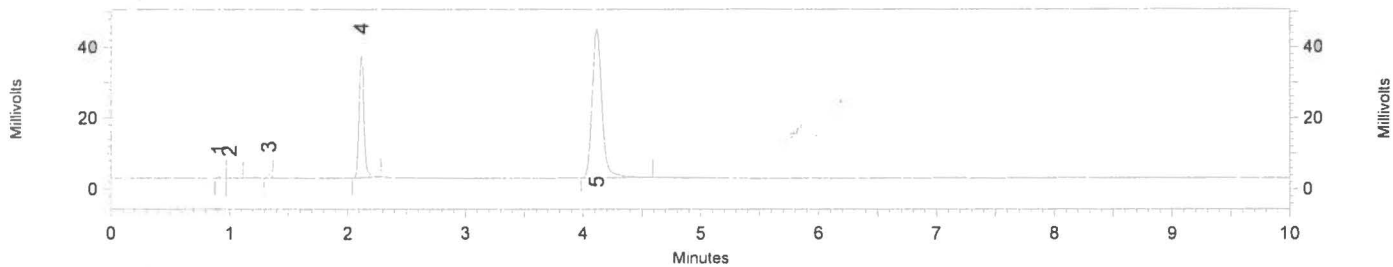
**Blood Alcohol Analysis Report**

Operator: **Ana Lilia Romero**  
 Acquired: 2/7/2014 6:00:10 PM  
 Sample: ELP-1312-02057-1  
 Vial : 9  
 Data File: C:\ChromQuest\Enterprise\Projects\Default\Data\BAC\ALRData\ALR020714\BAC\_ALR020714\_009.dat  
 Instrument: Thermo Trace GC Ultra/TriPlus HS (S/N: 320080876)

ALR

**Channel 1**Column: Restek Rtx-BAC1, 30 m x 0.53 mm x 3  $\mu$ m (SN: 1139213)

No.	Compound	Time (min.)	Peak Area (pA*s)	Conc. (g/100 ml)
1	Acetaldehyde	1.288	19675	0.0000
2	Ethanol	1.453	976846	0.1024
3	n-Propanol	2.423	2413344	1.0000

**Channel 2**Column: Restek Rtx-BAC2, 30 m x 0.53 mm x 2  $\mu$ m (SN: 1139862)

No.	Compound	Time (min.)	Peak Area (pA*s)	Conc. (g/100 ml)
1		0.912	6117	0.0000
2		1.000	6179	0.0000
3	Acetaldehyde	1.335	18035	0.0000
4	Ethanol	2.118	978132	0.0994
5	n-Propanol	4.113	2396674	1.0000

**Texas Department of Public Safety  
El Paso Regional Crime Laboratory**

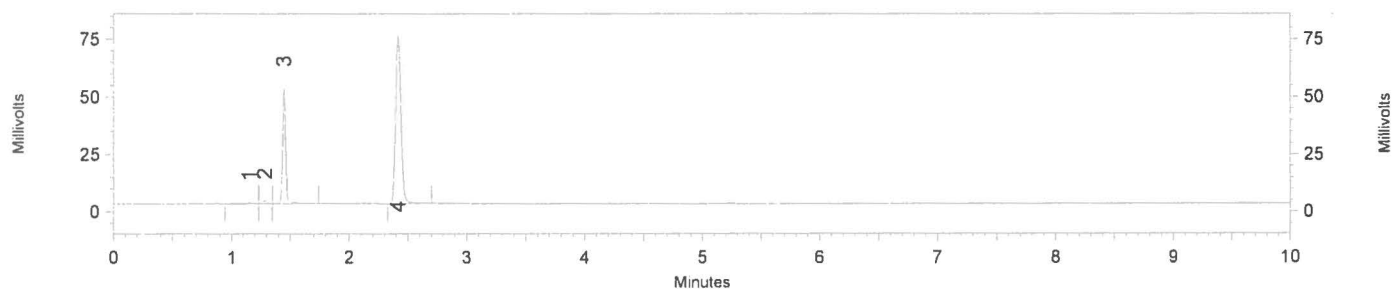
**Blood Alcohol Analysis Report**

Operator: **Ana Lilia Romero**  
 Acquired: 2/7/2014 6:13:34 PM  
 Sample: ELP-1312-02057-2  
 Vial : 10  
 Data File: C:\ChromQuest\Enterprise\Projects\Default\Data\BAC\ALRData\ALR020714\BAC\_ALR020714\_010.dat  
 Instrument: Thermo Trace GC Ultra/TriPlus HS (S/N: 320080876)

*AR*

**Channel 1**

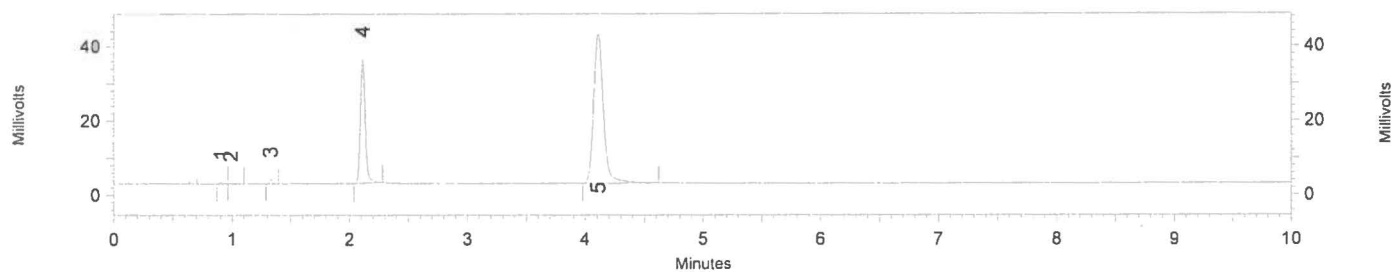
Column: Restek Rtx-BAC1, 30 m x 0.53 mm x 3  $\mu$ m (SN: 1139213)



No.	Compound	Time (min.)	Peak Area (pA*s)	Conc. (g/100 ml)
1	Methanol	1.150	35773	0.0000
2	Acetaldehyde	1.283	25048	0.0000
3	Ethanol	1.448	951604	0.1040
4	n-Propanol	2.418	2314575	1.0000

**Channel 2**

Column: Restek Rtx-BAC2, 30 m x 0.53 mm x 2  $\mu$ m (SN: 1139862)



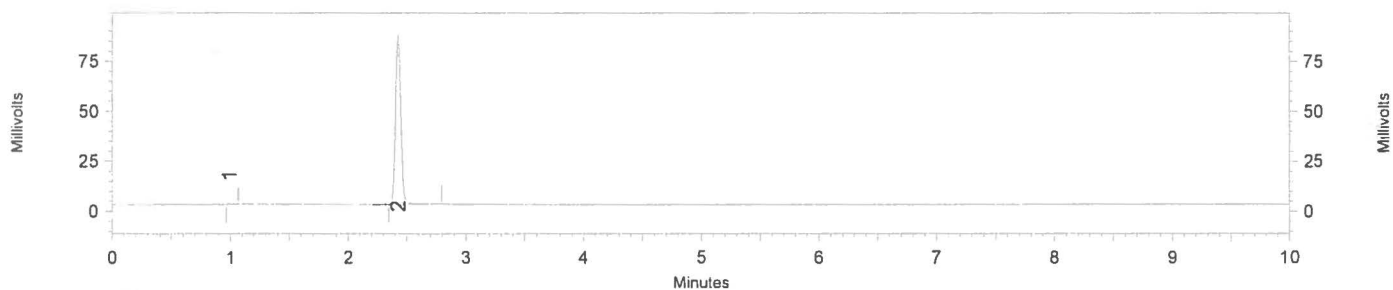
No.	Compound	Time (min.)	Peak Area (pA*s)	Conc. (g/100 ml)
1		0.907	6227	0.0000
2		0.988	6223	0.0000
3	Acetaldehyde	1.330	18060	0.0000
4	Ethanol	2.113	945769	0.0998
5	n-Propanol	4.108	2308006	1.0000

**Texas Department of Public Safety**  
**El Paso Regional Crime Laboratory**

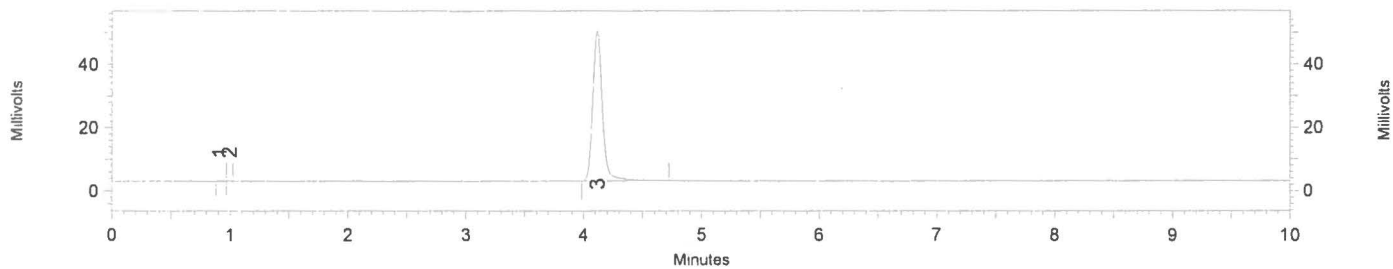
**Blood Alcohol Analysis Report**

Operator: **Ana Lilia Romero**  
 Acquired: 2/7/2014 6:27:07 PM  
 Sample: Method Blank (ALR 2013-09-27-198) ELP-1312-02058  
 Vial : 11  
 Data File: C:\ChromQuest\Enterprise\Projects\Default\Data\BAC\ALRData\ALR020714\BAC\_ALR020714\_011.dat  
 Instrument: Thermo Trace GC Ultra/TriPlus HS (S/N: 320080876)

AR

**Channel 1**Column: Restek Rtx-BAC1, 30 m x 0.53 mm x 3  $\mu$ m (SN: 1139213)

No.	Compound	Time (min.)	Peak Area (pA*s)	Conc. (g/100 ml)
1		0.990	11616	0.0000
2	n-Propanol	2.425	2696513	1.0000

**Channel 2**Column: Restek Rtx-BAC2, 30 m x 0.53 mm x 2  $\mu$ m (SN: 1139862)

No.	Compound	Time (min.)	Peak Area (pA*s)	Conc. (g/100 ml)
1		0.910	4898	0.0000
2		0.995	7084	0.0000
3	n-Propanol	4.117	2718984	1.0000

**Texas Department of Public Safety**  
**EI Paso Regional Crime Laboratory**

**Blood Alcohol Analysis Report**

ALR

Operator: Ana Lilia Romero

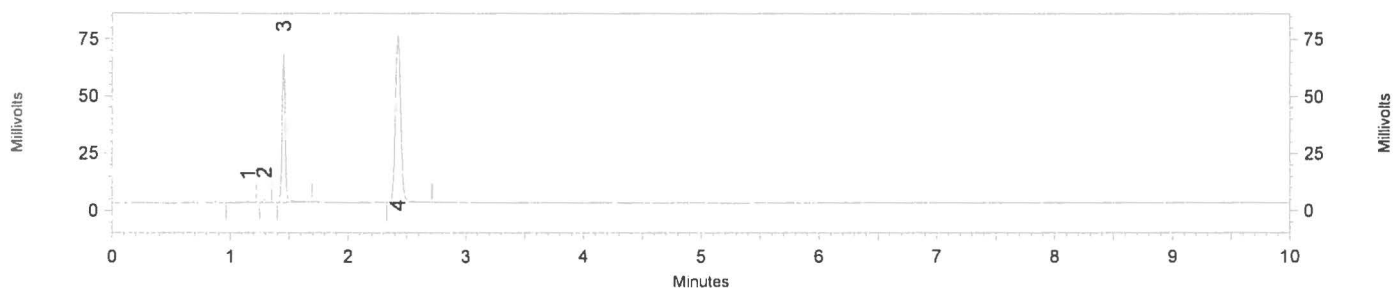
Acquired: 2/7/2014 6:40:39 PM

Sample: ELP-1312-02058-1

Vial : 12

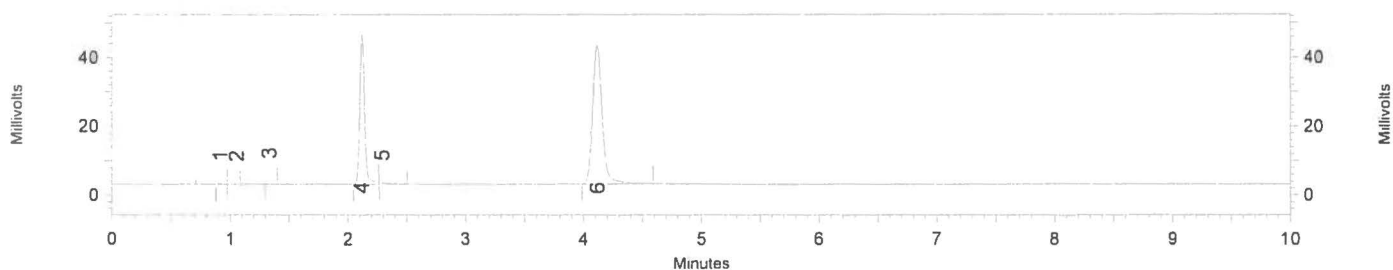
Data File: C:\ChromQuest\Enterprise\Projects\Default\Data\BAC\ALRData\ALR020714\BAC\_ALR020714\_012.dat

Instrument: Thermo Trace GC Ultra/TriPlus HS (S/N: 320080876)

**Channel 1**Column: Restek Rtx-BAC1, 30 m x 0.53 mm x 3  $\mu$ m (SN: 1139213)

File: C:\ChromQuest\Enterprise\Projects\Default\Data\BAC\ALRData\ALR020714\BAC\_ALR020714\_012.dat

No.	Compound	Time (min.)	Peak Area (pA*s)	Conc. (g/100 ml)
1	Methanol	1.152	21088	0.0000
2	Acetaldehyde	1.290	19940	0.0000
3	Ethanol	1.453	1225344	0.1331
4	n-Propanol	2.423	2328843	1.0000

**Channel 2**Column: Restek Rtx-BAC2, 30 m x 0.53 mm x 2  $\mu$ m (SN: 1139862)

File: C:\ChromQuest\Enterprise\Projects\Default\Data\BAC\ALRData\ALR020714\BAC\_ALR020714\_012.dat

No.	Compound	Time (min.)	Peak Area (pA*s)	Conc. (g/100 ml)
1		0.913	6226	0.0000
2		1.053	5934	0.0000
3	Acetaldehyde	1.335	18938	0.0000
4	Ethanol	2.118	1247850	0.1315
5	Acetone	2.288	27253	0.0000
6	n-Propanol	4.115	2311894	1.0000

**Texas Department of Public Safety  
El Paso Regional Crime Laboratory**

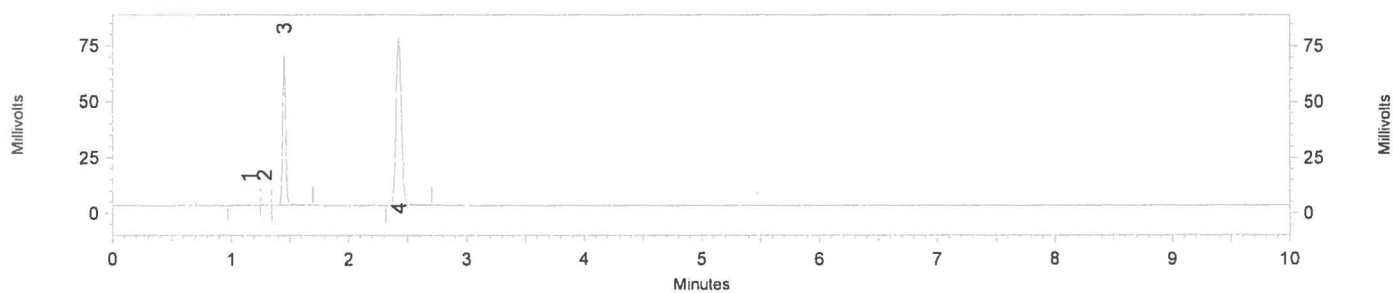
**Blood Alcohol Analysis Report**

ALR

**Operator:** Ana Lilia Romero  
**Acquired:** 2/7/2014 6:54:02 PM  
**Sample:** ELP-1312-02058-2  
**Vial :** 13  
**Data File:** C:\ChromQuest\Enterprise\Projects\Default\Data\BAC\ALRData\ALR020714\BAC\_ALR020714\_013.dat  
**Instrument:** Thermo Trace GC Ultra/TriPlus HS (S/N: 320080876)

**Channel 1**

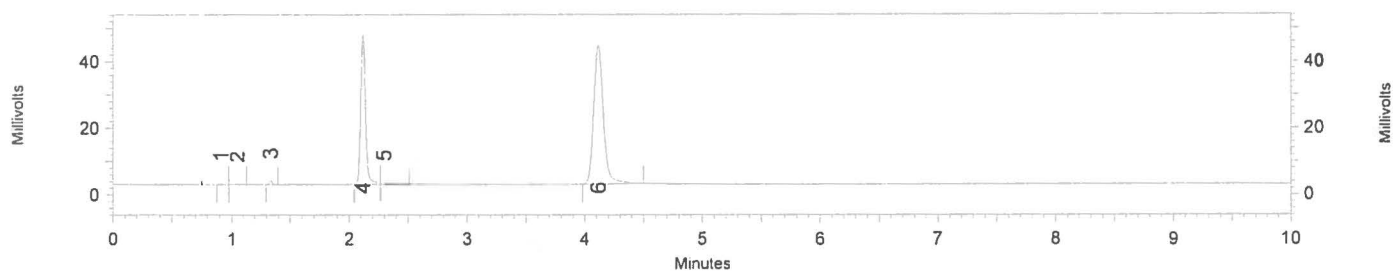
**Column:** Restek Rtx-BAC1, 30 m x 0.53 mm x 3  $\mu$ m (SN: 1139213)



No.	Compound	Time (min.)	Peak Area (pA*s)	Conc. (g/100 ml)
1	Methanol	1.153	37313	0.0000
2	Acetaldehyde	1.288	24060	0.0000
3	Ethanol	1.453	1267279	0.1330
4	n-Propanol	2.425	2410713	1.0000

**Channel 2**

**Column:** Restek Rtx-BAC2, 30 m x 0.53 mm x 2  $\mu$ m (SN: 1139862)



No.	Compound	Time (min.)	Peak Area (pA*s)	Conc. (g/100 ml)
1		0.912	6214	0.0000
2		1.052	6710	0.0000
3	Acetaldehyde	1.337	19666	0.0000
4	Ethanol	2.118	1288782	0.1327
5	Acetone	2.297	26831	0.0000
6	n-Propanol	4.117	2365620	1.0000

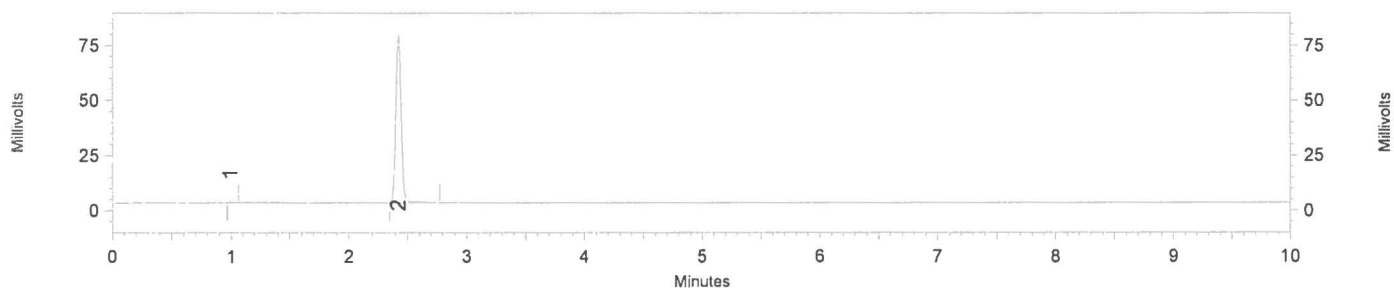


**Texas Department of Public Safety  
El Paso Regional Crime Laboratory**

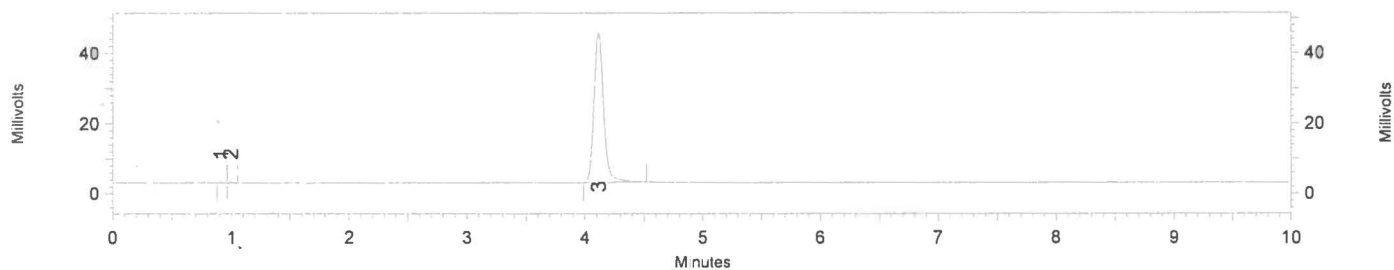
**Blood Alcohol Analysis Report**

ALR

**Operator:** Ana Lilia Romero  
**Acquired:** 2/7/2014 7:07:33 PM  
**Sample:** Method Blank (ALR 2013-09-27-198) ELP-1312-02059  
**Vial :** 14  
**Data File:** C:\ChromQuest\Enterprise\Projects\Default\Data\BAC\ALRData\ALR020714\BAC\_ALR020714\_014.dat  
**Instrument:** Thermo Trace GC Ultra/TriPlus HS (S/N: 320080876)

**Channel 1**Column: Restek Rtx-BAC1, 30 m x 0.53 mm x 3  $\mu$ m (SN: 1139213)

No.	Compound	Time (min.)	Peak Area (pA*s)	Conc. (g/100 ml)
1		0.990	10553	0.0000
2	n-Propanol	2.423	2423411	1.0000

**Channel 2**Column: Restek Rtx-BAC2, 30 m x 0.53 mm x 2  $\mu$ m (SN: 1139862)

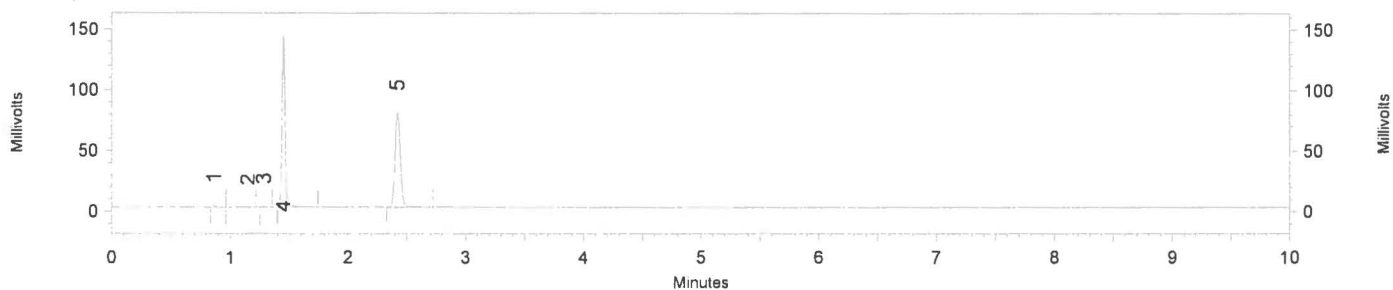
No.	Compound	Time (min.)	Peak Area (pA*s)	Conc. (g/100 ml)
1		0.912	5509	0.0000
2		0.995	7402	0.0000
3	n-Propanol	4.115	2421663	1.0000

**Texas Department of Public Safety**  
**El Paso Regional Crime Laboratory**

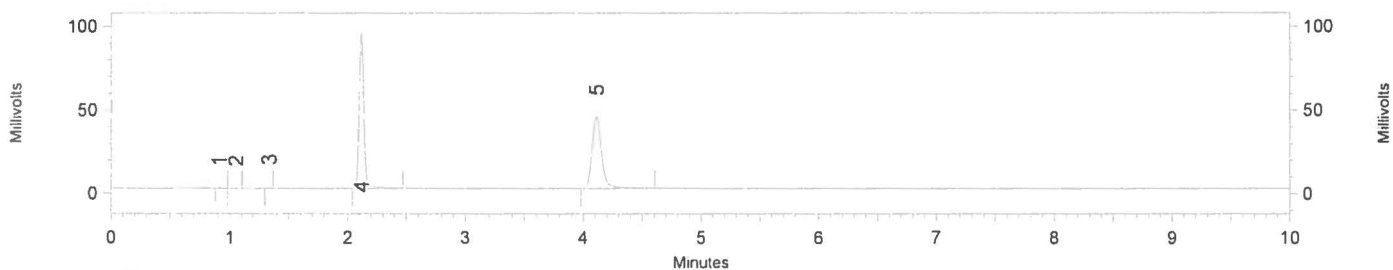
**Blood Alcohol Analysis Report**

*ALR*

Operator: Ana Lilia Romero  
 Acquired: 2/7/2014 7:21:03 PM  
 Sample: ELP-1312-02059-1  
 Vial : 15  
 Data File: C:\ChromQuest\Enterprise\Projects\Default\Data\BAC\ALRData\ALR020714\BAC\_ALR020714\_015.dat  
 Instrument: Thermo Trace GC Ultra/TriPlus HS (S/N: 320080876)

**Channel 1**Column: Restek Rtx-BAC1, 30 m x 0.53 mm x 3  $\mu$ m (SN: 1139213)

No.	Compound	Time (min.)	Peak Area (pA*s)	Conc. (g/100 ml)
1		0.862	9250	0.0000
2	Methanol	1.152	22125	0.0000
3	Acetaldehyde	1.288	18464	0.0000
4	Ethanol	1.452	2617275	0.2673
5	n-Propanol	2.422	2476913	1.0000

**Channel 2**Column: Restek Rtx-BAC2, 30 m x 0.53 mm x 2  $\mu$ m (SN: 1139862)

No.	Compound	Time (min.)	Peak Area (pA*s)	Conc. (g/100 ml)
1		0.913	6045	0.0000
2		1.052	6083	0.0000
3	Acetaldehyde	1.335	16884	0.0000
4	Ethanol	2.117	2612288	0.2610
5	n-Propanol	4.113	2438953	1.0000

**Texas Department of Public Safety**  
**El Paso Regional Crime Laboratory**

**Blood Alcohol Analysis Report**Operator: **Ana Lilia Romero**

Acquired: 2/7/2014 7:34:30 PM

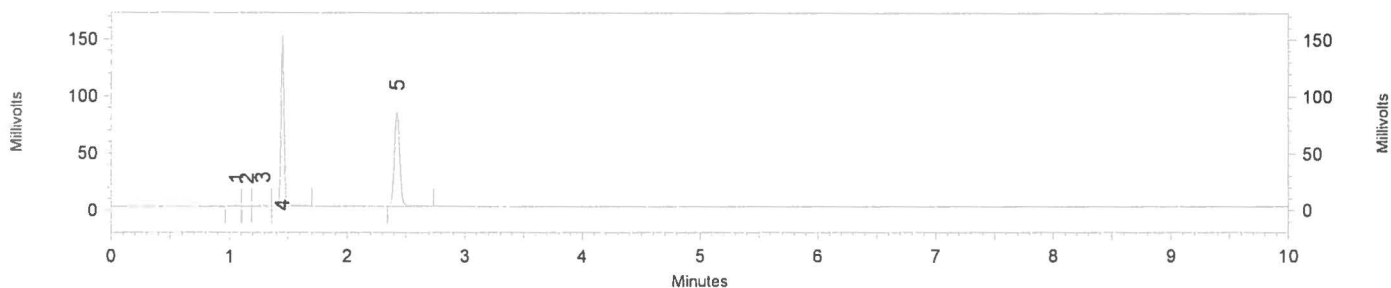
Sample: ELP-1312-02059-2

Vial : 16

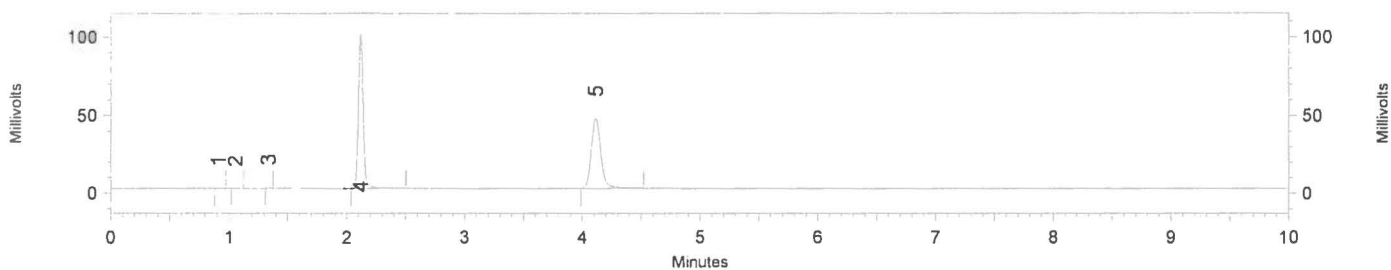
Data File: C:\ChromQuest\Enterprise\Projects\Default\Data\BAC\ALRData\ALR020714\BAC\_ALR020714\_016.dat

Instrument: Thermo Trace GC Ultra/TriPlus HS (S/N: 320080876)

ALR

**Channel 1**Column: Restek Rtx-BAC1, 30 m x 0.53 mm x 3  $\mu$ m (SN: 1139213)

No.	Compound	Time (min.)	Peak Area (pA*s)	Conc. (g/100 ml)
1		1.058	26151	0.0000
2	Methanol	1.150	17718	0.0000
3	Acetaldehyde	1.288	31476	0.0000
4	Ethanol	1.452	2787792	0.2686
5	n-Propanol	2.423	2625332	1.0000

**Channel 2**Column: Restek Rtx-BAC2, 30 m x 0.53 mm x 2  $\mu$ m (SN: 1139862)

No.	Compound	Time (min.)	Peak Area (pA*s)	Conc. (g/100 ml)
1		0.910	5767	0.0000
2		1.055	5513	0.0000
3	Acetaldehyde	1.335	16466	0.0000
4	Ethanol	2.118	2786610	0.2655
5	n-Propanol	4.113	2556831	1.0000

**Texas Department of Public Safety**  
**El Paso Regional Crime Laboratory**

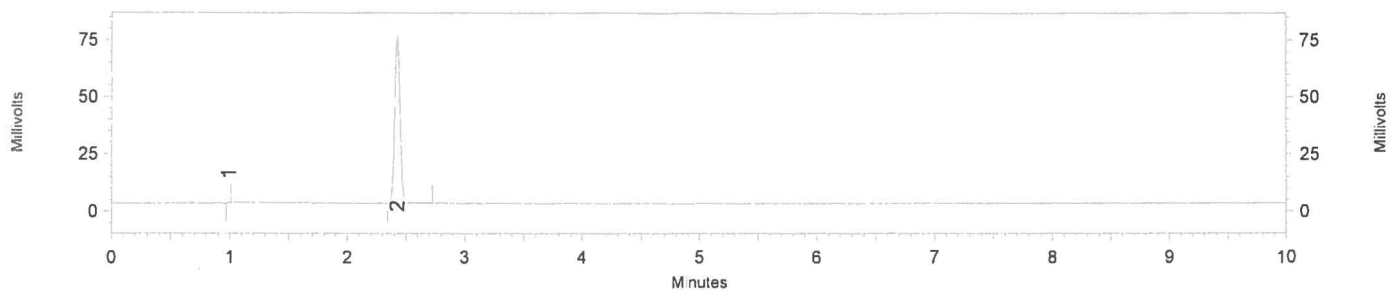
**Blood Alcohol Analysis Report**

ALR

**Operator:** Ana Lilia Romero  
**Acquired:** 2/7/2014 7:48:01 PM  
**Sample:** Method Blank (ALR 2013-09-27-198) ELP-1312-02060  
**Vial :** 17  
**Data File:** C:\ChromQuest\Enterprise\Projects\Default\Data\BAC\ALRData\ALR020714\BAC\_ALR020714\_017.dat  
**Instrument:** Thermo Trace GC Ultra/TriPlus HS (S/N: 320080876)

**Channel 1**

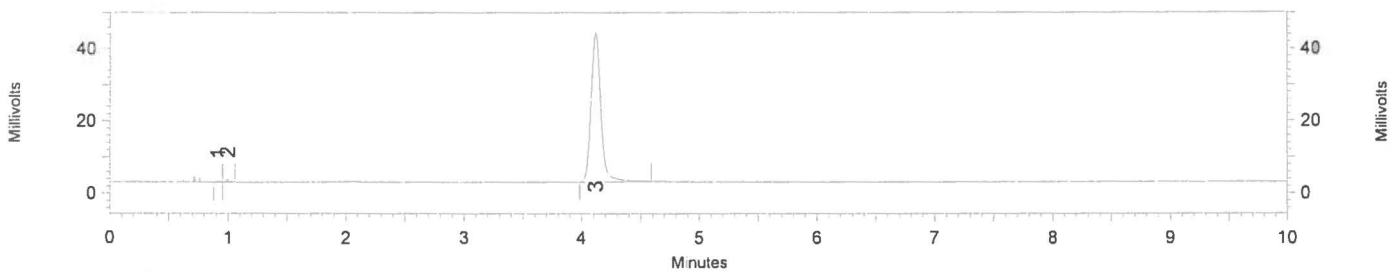
**Column:** Restek Rtx-BAC1, 30 m x 0.53 mm x 3  $\mu$ m (SN: 1139213)



No.	Compound	Time (min.)	Peak Area (pA*s)	Conc. (g/100 ml)
1		0.990	8250	0.0000
2	n-Propanol	2.425	2344480	1.0000

**Channel 2**

**Column:** Restek Rtx-BAC2, 30 m x 0.53 mm x 2  $\mu$ m (SN: 1139862)



No.	Compound	Time (min.)	Peak Area (pA*s)	Conc. (g/100 ml)
1		0.912	5118	0.0000
2		0.995	9748	0.0000
3	n-Propanol	4.115	2365009	1.0000

Texas Department of Public Safety  
 El Paso Regional Crime Laboratory

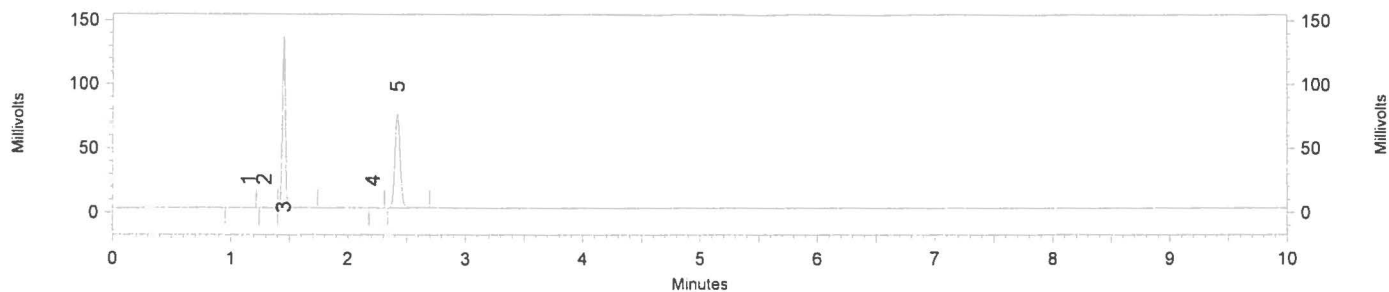
ALR

Blood Alcohol Analysis Report

Operator: Ana Lilia Romero  
 Acquired: 2/7/2014 8:01:39 PM  
 Sample: ELP-1312-02060-1  
 Vial : 18  
 Data File: C:\ChromQuest\Enterprise\Projects\Default\Data\BAC\ALRData\ALR020714\BAC\_ALR020714\_018.dat  
 Instrument: Thermo Trace GC Ultra/TriPlus HS (S/N: 320080876)

**Channel 1**

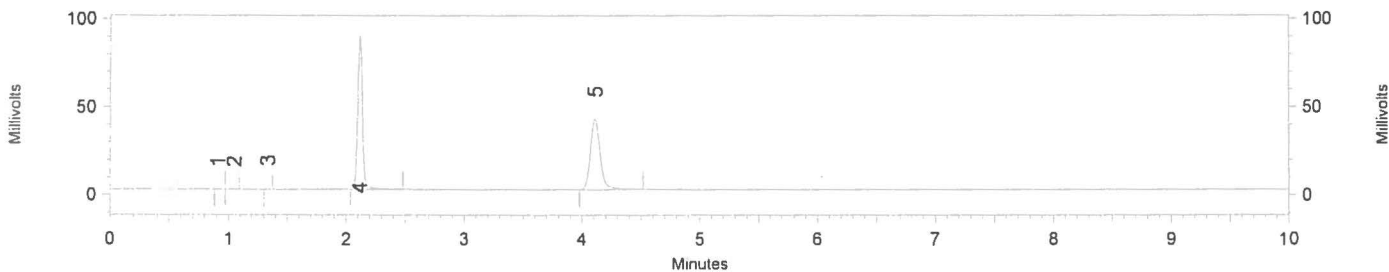
Column: Restek Rtx-BAC1, 30 m x 0.53 mm x 3 μm (SN: 1139213)



No.	Compound	Time (min.)	Peak Area (pA*s)	Conc. (g/100 ml)
1	Methanol	1.150	22685	0.0000
2	Acetaldehyde	1.287	18072	0.0000
3	Ethanol	1.452	2466753	0.2676
4	Acetone	2.212	7650	0.0000
5	n-Propanol	2.422	2331736	1.0000

**Channel 2**

Column: Restek Rtx-BAC2, 30 m x 0.53 mm x 2 μm (SN: 1139862)



No.	Compound	Time (min.)	Peak Area (pA*s)	Conc. (g/100 ml)
1		0.910	5858	0.0000
2		1.052	5080	0.0000
3	Acetaldehyde	1.335	15394	0.0000
4	Ethanol	2.115	2468305	0.2637
5	n-Propanol	4.110	2280665	1.0000

**Texas Department of Public Safety  
EI Paso Regional Crime Laboratory**

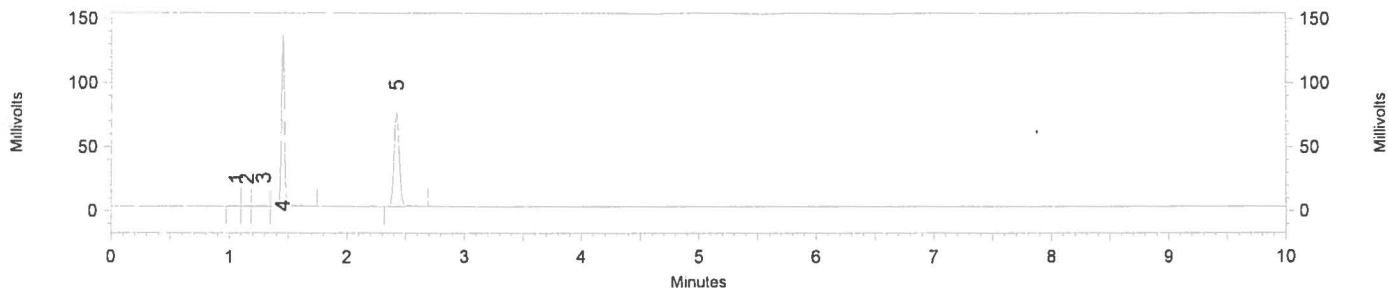
**Blood Alcohol Analysis Report**

Operator: **Ana Lilia Romero**  
 Acquired: 2/7/2014 8:15:15 PM  
 Sample: ELP-1312-02060-2  
 Vial : 19  
 Data File: C:\ChromQuest\Enterprise\Projects\Default\Data\BAC\ALRData\ALR020714\BAC\_ALR020714\_019.dat  
 Instrument: Thermo Trace GC Ultra/TriPlus HS (S/N: 320080876)

*WR*  
*ALR*

**Channel 1**

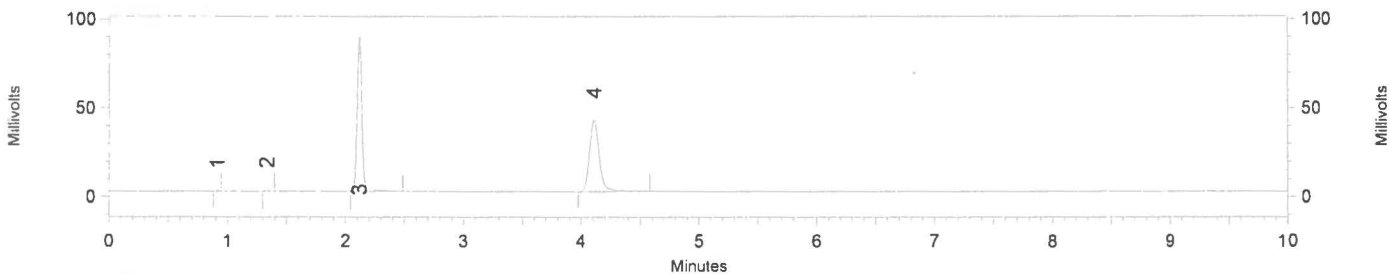
Column: Restek Rtx-BAC1, 30 m x 0.53 mm x 3 μm (SN: 1139213)



No.	Compound	Time (min.)	Peak Area (pA*s)	Conc. (g/100 ml)
1		1.058	21563	0.0000
2	Methanol	1.148	15404	0.0000
3	Acetaldehyde	1.290	29814	0.0000
4	Ethanol	1.452	2453886	0.2654
5	n-Propanol	2.422	2338208	1.0000

**Channel 2**

Column: Restek Rtx-BAC2, 30 m x 0.53 mm x 2 μm (SN: 1139862)



No.	Compound	Time (min.)	Peak Area (pA*s)	Conc. (g/100 ml)
1		0.912	5475	0.0000
2	Acetaldehyde	1.337	15936	0.0000
3	Ethanol	2.117	2446647	0.2587
4	n-Propanol	4.110	2304069	1.0000

**Texas Department of Public Safety**  
**El Paso Regional Crime Laboratory**

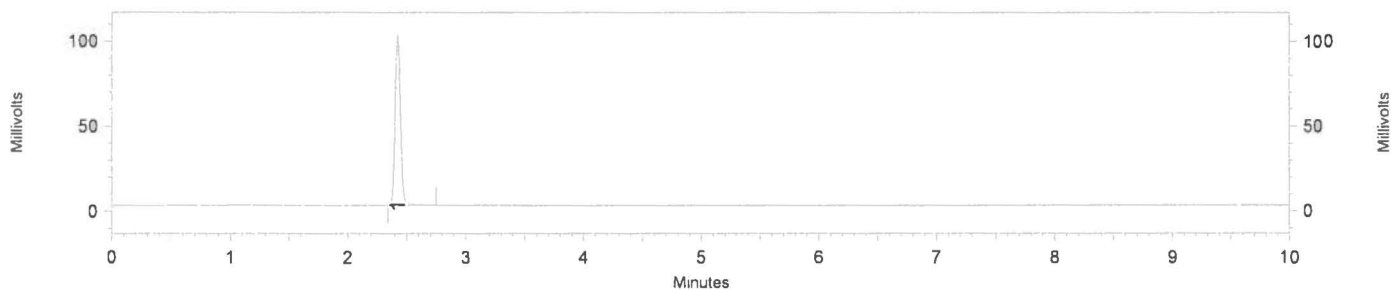
**Blood Alcohol Analysis Report**

ALR

**Operator:** Ana Lilia Romero  
**Acquired:** 2/7/2014 8:28:48 PM  
**Sample:** Method Blank (ALR 2013-09-27-198) ELP-1312-02063  
**Vial :** 20  
**Data File:** C:\ChromQuest\Enterprise\Projects\Default\Data\BAC\ALRData\ALR020714\BAC\_ALR020714\_020.dat  
**Instrument:** Thermo Trace GC Ultra/TriPlus HS (S/N: 320080876)

**Channel 1**

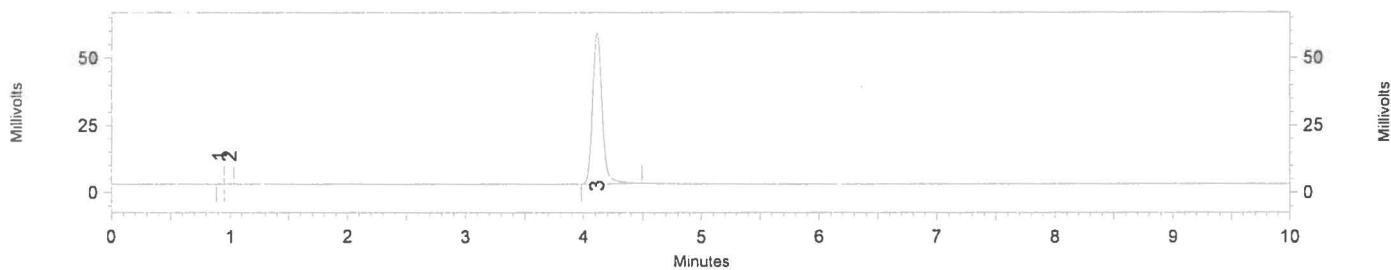
**Column:** Restek Rtx-BAC1, 30 m x 0.53 mm x 3  $\mu$ m (SN: 1139213)



No.	Compound	Time (min.)	Peak Area (pA*s)	Conc. (g/100 ml)
1	n-Propanol	2.425	3184834	1.0000

**Channel 2**

**Column:** Restek Rtx-BAC2, 30 m x 0.53 mm x 2  $\mu$ m (SN: 1139862)



No.	Compound	Time (min.)	Peak Area (pA*s)	Conc. (g/100 ml)
1		0.912	5323	0.0000
2		0.995	6196	0.0000
3	n-Propanol	4.113	3155578	1.0000

**Texas Department of Public Safety**  
**El Paso Regional Crime Laboratory**

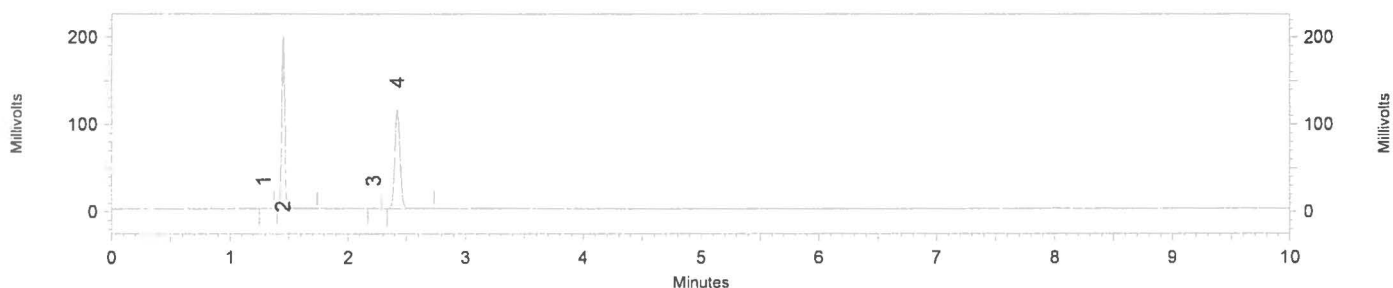
**Blood Alcohol Analysis Report**

ALR

**Operator:** Ana Lilia Romero  
**Acquired:** 2/7/2014 8:42:23 PM  
**Sample:** ELP-1312-02063-1  
**Vial :** 21  
**Data File:** C:\ChromQuest\Enterprise\Projects\Default\Data\BAC\ALRData\ALR020714\BAC\_ALR020714\_021.dat  
**Instrument:** Thermo Trace GC Ultra/TriPlus HS (S/N: 320080876)

**Channel 1**

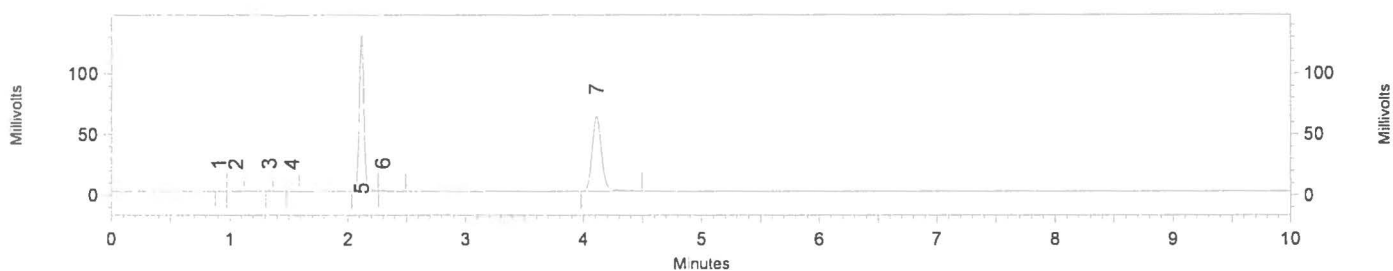
**Column:** Restek Rtx-BAC1, 30 m x 0.53 mm x 3  $\mu$ m (SN: 1139213)



No.	Compound	Time (min.)	Peak Area (pA*s)	Conc. (g/100 ml)
1	Acetaldehyde	1.287	14283	0.0000
2	Ethanol	1.452	3576841	0.2534
3	Acetone	2.220	16751	0.0000
4	n-Propanol	2.422	3569915	1.0000

**Channel 2**

**Column:** Restek Rtx-BAC2, 30 m x 0.53 mm x 2  $\mu$ m (SN: 1139862)



No.	Compound	Time (min.)	Peak Area (pA*s)	Conc. (g/100 ml)
1		0.910	6498	0.0000
2		1.052	6414	0.0000
3	Acetaldehyde	1.335	11339	0.0000
4		1.527	5821	0.0000
5	Ethanol	2.117	3510918	0.2480
6	Acetone	2.297	48705	0.0000
7	n-Propanol	4.110	3448698	1.0000



## Texas Department of Public Safety El Paso Regional Crime Laboratory

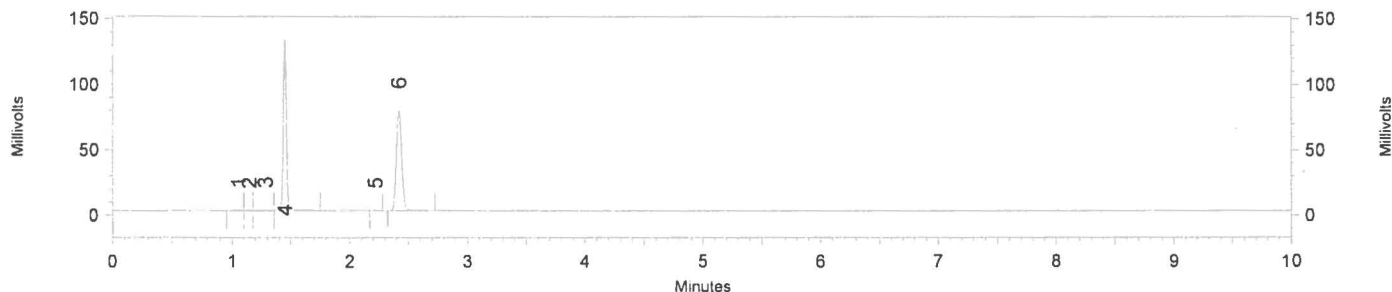
### Blood Alcohol Analysis Report

ALR

**Operator:** Ana Lilia Romero  
**Acquired:** 2/7/2014 8:56:05 PM  
**Sample:** ELP-1312-02063-2  
**Vial :** 22  
**Data File:** C:\ChromQuest\Enterprise\Projects\Default\Data\BAC\ALRData\ALR020714\BAC\_ALR020714\_022.dat  
**Instrument:** Thermo Trace GC Ultra/TriPlus HS (S/N: 320080876)

**Channel 1**

Column: Restek Rtx-BAC1, 30 m x 0.53 mm x 3 µm (SN: 1139213)

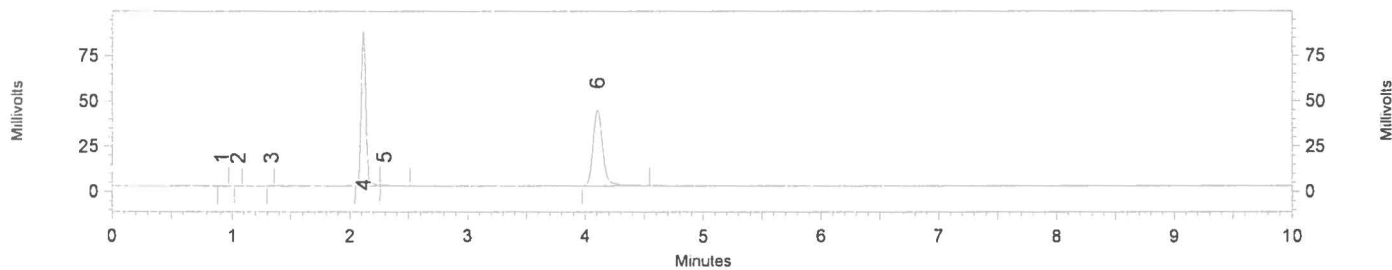


File: C:\ChromQuest\Enterprise\Projects\Default\Data\BAC\ALRData\ALR020714\BAC\_ALR020714\_022.dat

No.	Compound	Time (min.)	Peak Area (pA*s)	Conc. (g/100 ml)
1		1.055	28847	0.0000
2	Methanol	1.150	18264	0.0000
3	Acetaldehyde	1.287	30583	0.0000
4	Ethanol	1.450	2407895	0.2496
5	Acetone	2.218	11879	0.0000
6	n-Propanol	2.420	2439929	1.0000

**Channel 2**

Column: Restek Rtx-BAC2, 30 m x 0.53 mm x 2 µm (SN: 1139862)



File: C:\ChromQuest\Enterprise\Projects\Default\Data\BAC\ALRData\ALR020714\BAC\_ALR020714\_022.dat

No.	Compound	Time (min.)	Peak Area (pA*s)	Conc. (g/100 ml)
1		0.910	7005	0.0000
2		1.052	5143	0.0000
3	Acetaldehyde	1.335	8496	0.0000
4	Ethanol	2.115	2367537	0.2418
5	Acetone	2.292	35868	0.0000
6	n-Propanol	4.105	2385563	1.0000

**Texas Department of Public Safety  
El Paso Regional Crime Laboratory**

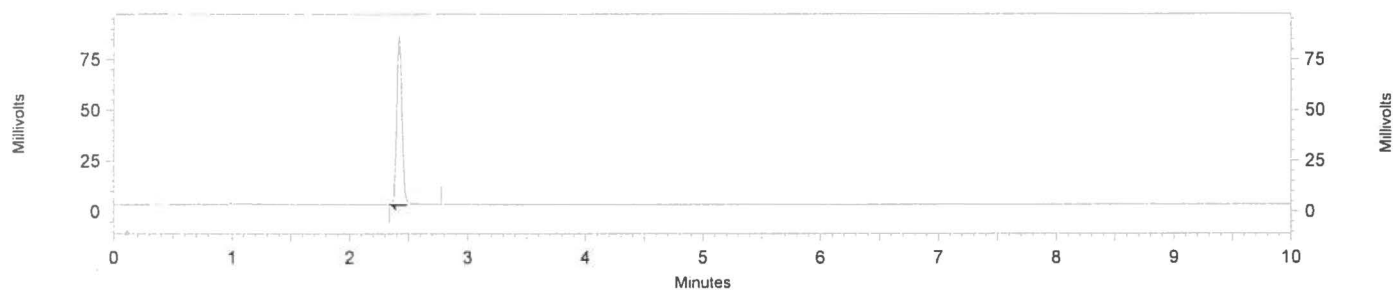
**Blood Alcohol Analysis Report**

ALR

**Operator:** Ana Lilia Romero  
**Acquired:** 2/7/2014 9:09:47 PM  
**Sample:** Method Blank (ALR 2013-09-27-198) ELP-1312-02069  
**Vial :** 23  
**Data File:** C:\ChromQuest\Enterprise\Projects\Default\Data\BAC\ALRData\ALR020714\BAC\_ALR020714\_023.dat  
**Instrument:** Thermo Trace GC Ultra/TriPlus HS (S/N: 320080876)

**Channel 1**

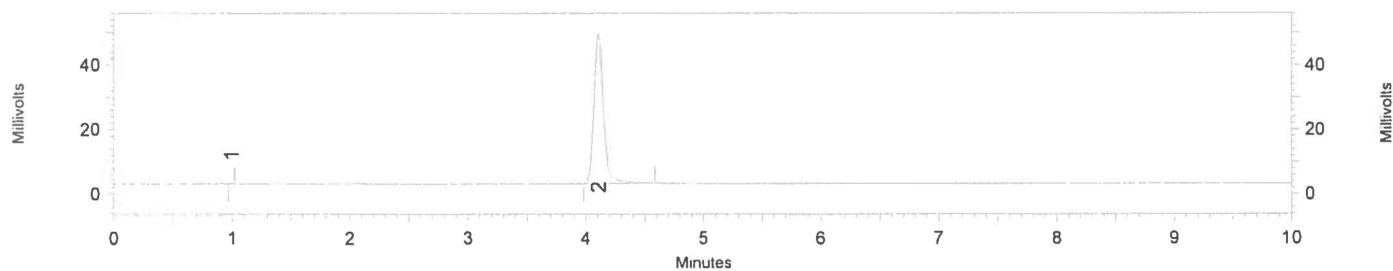
Column: Restek Rtx-BAC1, 30 m x 0.53 mm x 3 µm (SN: 1139213)



No.	Compound	Time (min.)	Peak Area (pA*s)	Conc. (g/100 ml)
1	n-Propanol	2.422	2635724	1.0000

**Channel 2**

Column: Restek Rtx-BAC2, 30 m x 0.53 mm x 2 µm (SN: 1139862)



No.	Compound	Time (min.)	Peak Area (pA*s)	Conc. (g/100 ml)
1		0.993	6759	0.0000
2	n-Propanol	4.107	2646123	1.0000

**Texas Department of Public Safety  
El Paso Regional Crime Laboratory**

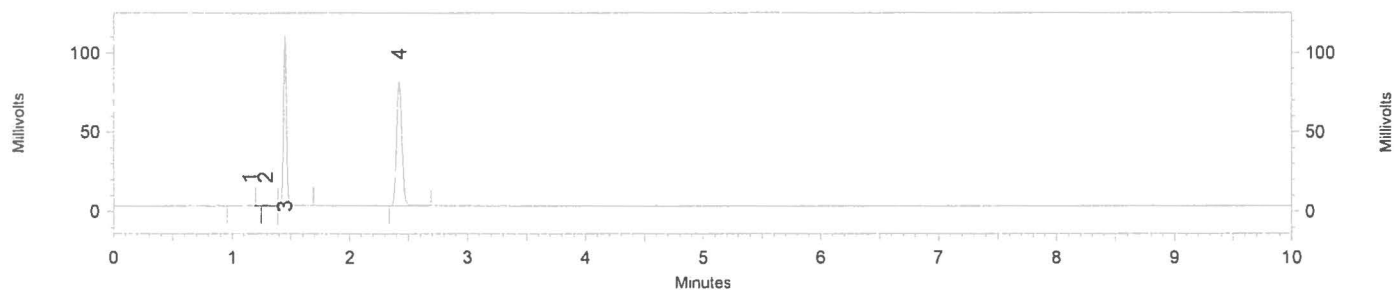
**Blood Alcohol Analysis Report**

Operator: **Ana Lilia Romero**  
 Acquired: 2/7/2014 9:23:25 PM  
 Sample: ELP-1312-02069-1  
 Vial : 24  
 Data File: C:\ChromQuest\Enterprise\Projects\Default\Data\BAC\ALRData\ALR020714\BAC\_ALR020714\_024.dat  
 Instrument: Thermo Trace GC Ultra/TriPlus HS (S/N: 320080876)

ALR

**Channel 1**

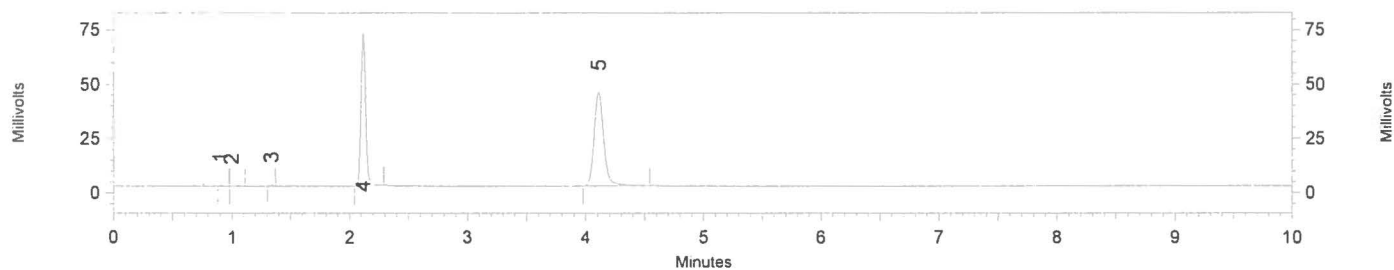
Column: Restek Rtx-BAC1, 30 m x 0.53 mm x 3 µm (SN: 1139213)



No.	Compound	Time (min.)	Peak Area (pA*s)	Conc. (g/100 ml)
1	Methanol	1.153	20317	0.0000
2	Acetaldehyde	1.288	13943	0.0000
3	Ethanol	1.452	1973219	0.2006
4	n-Propanol	2.422	2487446	1.0000

**Channel 2**

Column: Restek Rtx-BAC2, 30 m x 0.53 mm x 2 µm (SN: 1139862)



No.	Compound	Time (min.)	Peak Area (pA*s)	Conc. (g/100 ml)
1		0.898	7542	0.0000
2		0.995	7069	0.0000
3	Acetaldehyde	1.335	11457	0.0000
4	Ethanol	2.115	1940618	0.1937
5	n-Propanol	4.108	2440943	1.0000

**Texas Department of Public Safety  
El Paso Regional Crime Laboratory**

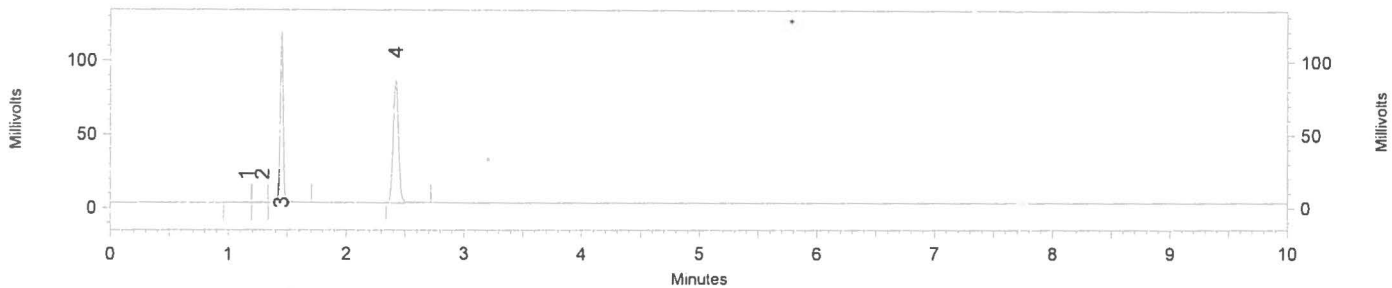
**Blood Alcohol Analysis Report**

*ALR*

Operator: **Ana Lilia Romero**  
 Acquired: **2/7/2014 9:37:10 PM**  
 Sample: **ELP-1312-02069-2**  
 Vial : **25**  
 Data File: **C:\ChromQuest\Enterprise\Projects\Default\Data\BAC\ALRData\ALR020714\BAC\_ALR020714\_025.dat**  
 Instrument: **Thermo Trace GC Ultra/TriPlus HS (S/N: 320080876)**

**Channel 1**

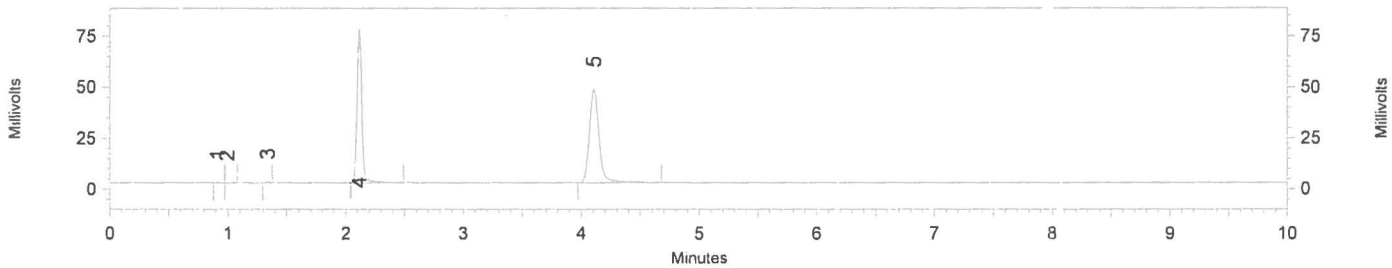
Column: Restek Rtx-BAC1, 30 m x 0.53 mm x 3 µm (SN: 1139213)



No.	Compound	Time (min.)	Peak Area (pA*s)	Conc. (g/100 ml)
1	Methanol	1.152	37263	0.0000
2	Acetaldehyde	1.287	23704	0.0000
3	Ethanol	1.452	2111367	0.2016
4	n-Propanol	2.420	2648943	1.0000

**Channel 2**

Column: Restek Rtx-BAC2, 30 m x 0.53 mm x 2 µm (SN: 1139862)



No.	Compound	Time (min.)	Peak Area (pA*s)	Conc. (g/100 ml)
1		0.910	6640	0.0000
2		1.335	5471	0.0000
3	Acetaldehyde	1.335	12335	0.0000
4	Ethanol	2.115	2131448	0.1978
5	n-Propanol	4.105	2624896	1.0000

**Texas Department of Public Safety  
El Paso Regional Crime Laboratory**

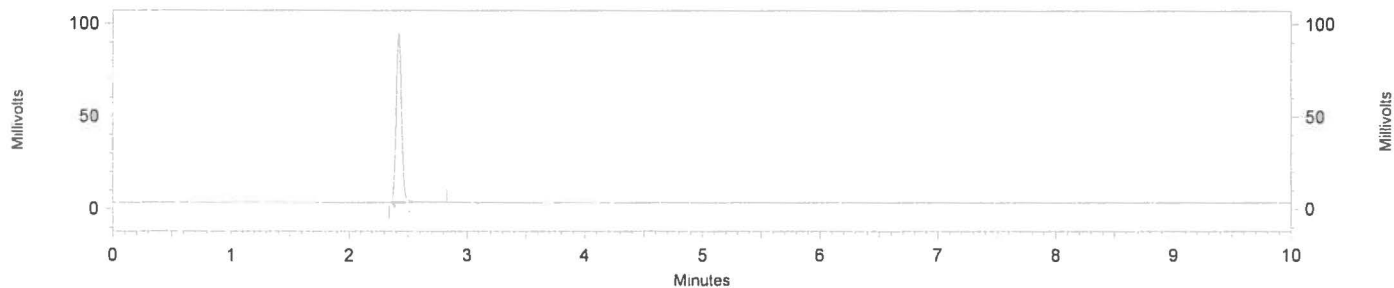
**Blood Alcohol Analysis Report**

*ALR*

**Operator:** Ana Lilia Romero  
**Acquired:** 2/7/2014 9:50:53 PM  
**Sample:** Method Blank (ALR 2013-09-27-198) ELP-1312-02070  
**Vial :** 26  
**Data File:** C:\ChromQuest\Enterprise\Projects\Default\Data\BAC\ALRData\ALR020714\BAC\_ALR020714\_026.dat  
**Instrument:** Thermo Trace GC Ultra/TriPlus HS (S/N: 320080876)

**Channel 1**

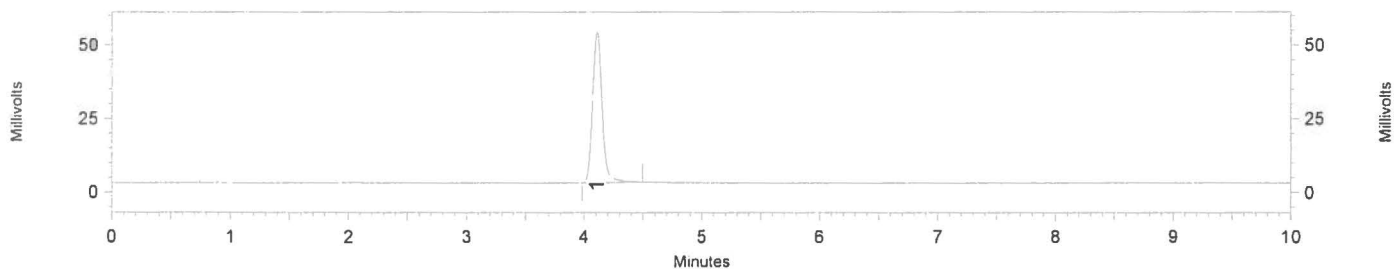
**Column:** Restek Rtx-BAC1, 30 m x 0.53 mm x 3  $\mu$ m (SN: 1139213)



No.	Compound	Time (min.)	Peak Area (pA*s)	Conc. (g/100 ml)
1	n-Propanol	2.422	2909535	1.0000

**Channel 2**

**Column:** Restek Rtx-BAC2, 30 m x 0.53 mm x 2  $\mu$ m (SN: 1139862)



No.	Compound	Time (min.)	Peak Area (pA*s)	Conc. (g/100 ml)
1	n-Propanol	4.108	2883368	1.0000

**Texas Department of Public Safety  
El Paso Regional Crime Laboratory**

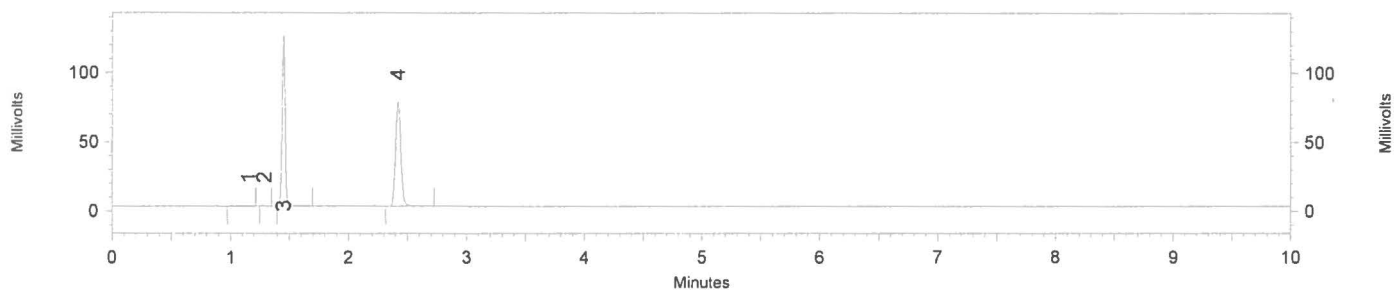
**Blood Alcohol Analysis Report**

*ALA*

Operator: **Ana Lilia Romero**  
 Acquired: 2/7/2014 10:04:41 PM  
 Sample: ELP-1312-02070-1  
 Vial : 27  
 Data File: C:\ChromQuest\Enterprise\Projects\Default\Data\BAC\ALRData\ALR020714\BAC\_ALR020714\_027.dat  
 Instrument: Thermo Trace GC Ultra/TriPlus HS (S/N: 320080876)

**Channel 1**

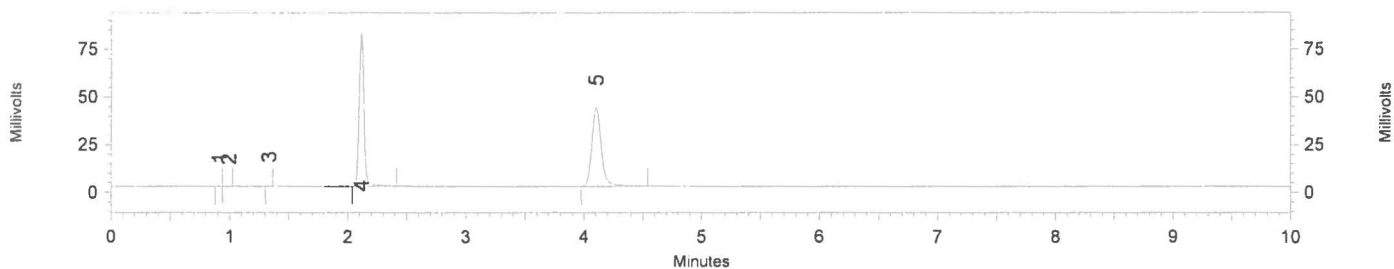
Column: Restek Rtx-BAC1, 30 m x 0.53 mm x 3  $\mu$ m (SN: 1139213)



No.	Compound	Time (min.)	Peak Area (pA*s)	Conc. (g/100 ml)
1	Methanol	1.150	20728	0.0000
2	Acetaldehyde	1.287	17916	0.0000
3	Ethanol	1.450	2256253	0.2388
4	n-Propanol	2.420	2390026	1.0000

**Channel 2**

Column: Restek Rtx-BAC2, 30 m x 0.53 mm x 2  $\mu$ m (SN: 1139862)



No.	Compound	Time (min.)	Peak Area (pA*s)	Conc. (g/100 ml)
1		0.912	5430	0.0000
2		0.992	2089	0.0000
3	Acetaldehyde	1.335	16284	0.0000
4	Ethanol	2.115	2262242	0.2358
5	n-Propanol	4.105	2337248	1.0000

**Texas Department of Public Safety**  
**El Paso Regional Crime Laboratory**

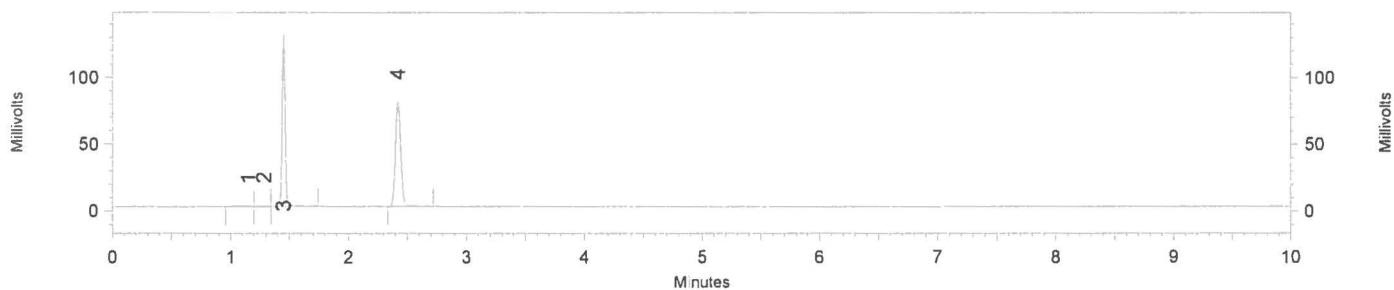
**Blood Alcohol Analysis Report**

Operator: **Ana Lilia Romero**  
 Acquired: 2/7/2014 10:18:26 PM  
 Sample: ELP-1312-02070-2  
 Vial : 28  
 Data File: C:\ChromQuest\Enterprise\Projects\Default\Data\BAC\ALRData\ALR020714\BAC\_ALR020714\_028.dat  
 Instrument: Thermo Trace GC Ultra/TriPlus HS (S/N: 320080876)

*ALR*

**Channel 1**

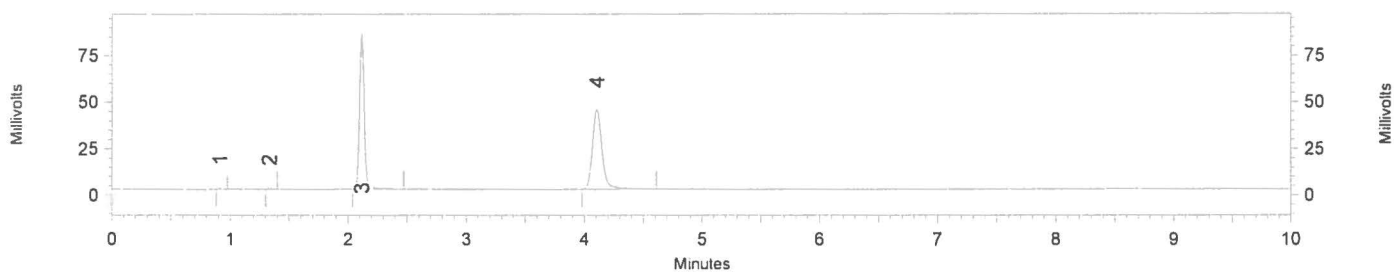
Column: Restek Rtx-BAC1, 30 m x 0.53 mm x 3  $\mu$ m (SN: 1139213)



No.	Compound	Time (min.)	Peak Area (pA*s)	Conc. (g/100 ml)
1	Methanol	1.150	39422	0.0000
2	Acetaldehyde	1.288	30087	0.0000
3	Ethanol	1.452	2352424	0.2391
4	n-Propanol	2.422	2488314	1.0000

**Channel 2**

Column: Restek Rtx-BAC2, 30 m x 0.53 mm x 2  $\mu$ m (SN: 1139862)



No.	Compound	Time (min.)	Peak Area (pA*s)	Conc. (g/100 ml)
1		0.913	7029	0.0000
2	Acetaldehyde	1.335	17347	0.0000
3	Ethanol	2.117	2346948	0.2336
4	n-Propanol	4.107	2447483	1.0000

**Texas Department of Public Safety  
El Paso Regional Crime Laboratory**

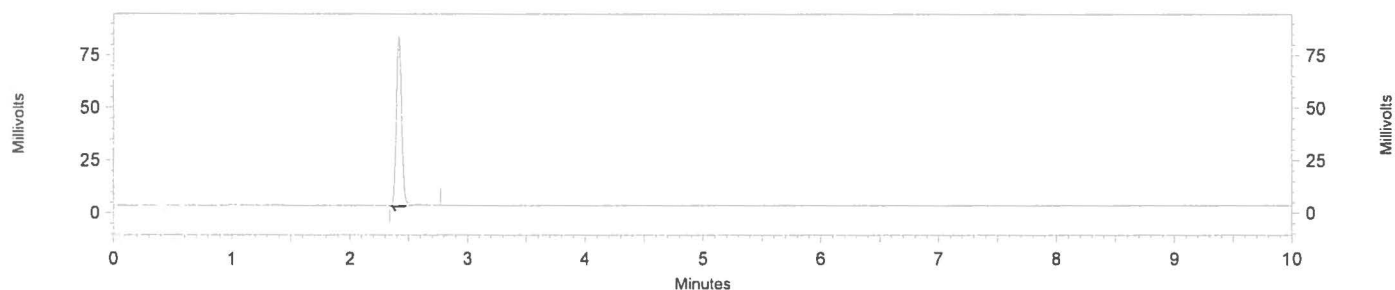
**Blood Alcohol Analysis Report**

Operator: Ana Lilia Romero  
 Acquired: 2/7/2014 10:32:14 PM  
 Sample: Method Blank (ALR 2013-09-27-198) ELP-1312-02071  
 Vial : 29  
 Data File: C:\ChromQuest\Enterprise\Projects\Default\Data\BAC\ALRData\ALR020714\BAC\_ALR020714\_029.dat  
 Instrument: Thermo Trace GC Ultra/TriPlus HS (S/N: 320080876)

*ALR*

**Channel 1**

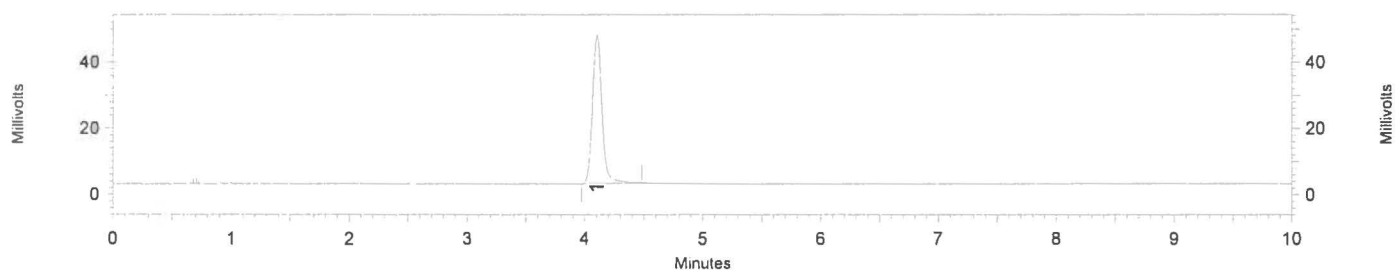
Column: Restek Rtx-BAC1, 30 m x 0.53 mm x 3  $\mu$ m (SN: 1139213)



No.	Compound	Time (min.)	Peak Area (pA*s)	Conc. (g/100 ml)
1	n-Propanol	2.418	2553700	1.0000

**Channel 2**

Column: Restek Rtx-BAC2, 30 m x 0.53 mm x 2  $\mu$ m (SN: 1139862)



No.	Compound	Time (min.)	Peak Area (pA*s)	Conc. (g/100 ml)
1	n-Propanol	4.102	2539082	1.0000

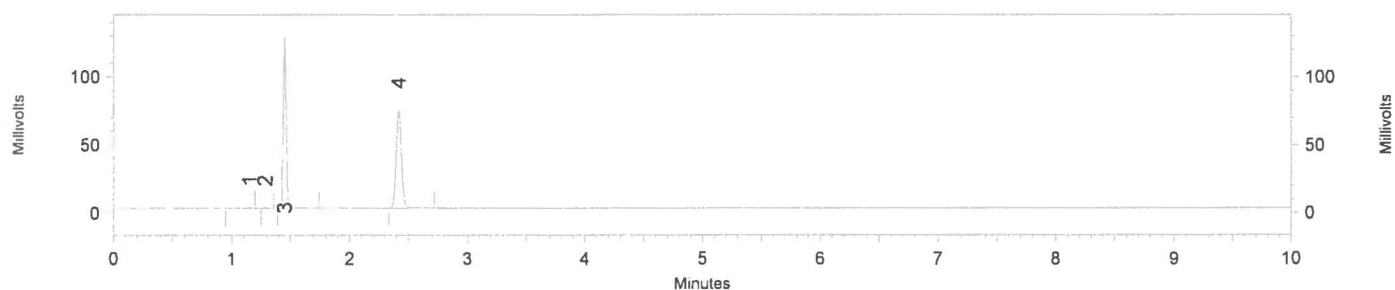


**Texas Department of Public Safety**  
**El Paso Regional Crime Laboratory**

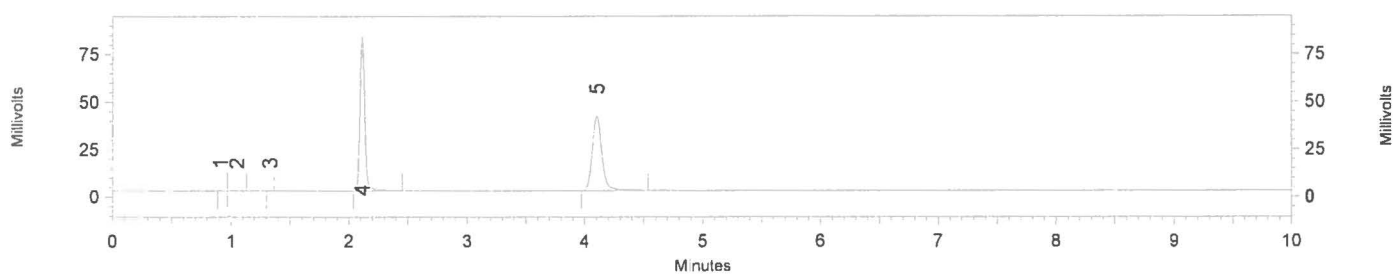
**Blood Alcohol Analysis Report**

ALR

Operator: Ana Lilia Romero  
 Acquired: 2/7/2014 10:46:05 PM  
 Sample: ELP-1312-02071-1  
 Vial : 30  
 Data File: C:\ChromQuest\Enterprise\Projects\Default\Data\BAC\ALRData\ALR020714\BAC\_ALR020714\_030.dat  
 Instrument: Thermo Trace GC Ultra/TriPlus HS (S/N: 320080876)

**Channel 1**Column: Restek Rtx-BAC1, 30 m x 0.53 mm x 3  $\mu$ m (SN: 1139213)

No.	Compound	Time (min.)	Peak Area (pA*s)	Conc. (g/100 ml)
1	Methanol	1.152	19151	0.0000
2	Acetaldehyde	1.288	8380	0.0000
3	Ethanol	1.450	2284297	0.2532
4	n-Propanol	2.418	2281439	1.0000

**Channel 2**Column: Restek Rtx-BAC2, 30 m x 0.53 mm x 2  $\mu$ m (SN: 1139862)

No.	Compound	Time (min.)	Peak Area (pA*s)	Conc. (g/100 ml)
1		0.912	5753	0.0000
2		1.052	7220	0.0000
3	Acetaldehyde	1.333	6311	0.0000
4	Ethanol	2.113	2285804	0.2494
5	n-Propanol	4.105	2233098	1.0000

**Texas Department of Public Safety**  
**El Paso Regional Crime Laboratory**

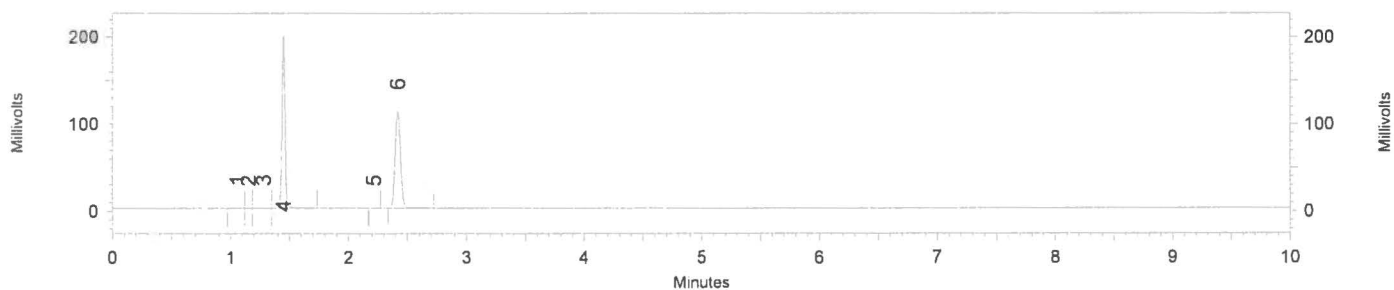
*ALR*

**Blood Alcohol Analysis Report**

Operator: Ana Lilia Romero  
 Acquired: 2/7/2014 10:59:58 PM  
 Sample: ELP-1312-02071-2  
 Vial : 31  
 Data File: C:\ChromQuest\Enterprise\Projects\Default\Data\BAC\ALRData\ALR020714\BAC\_ALR020714\_031.dat  
 Instrument: Thermo Trace GC Ultra/TriPlus HS (S/N: 320080876)

**Channel 1**

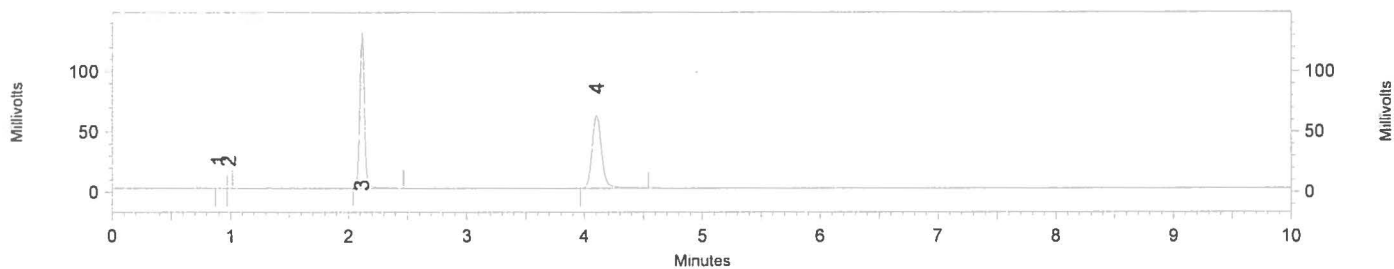
Column: Restek Rtx-BAC1, 30 m x 0.53 mm x 3  $\mu$ m (SN: 1139213)



No.	Compound	Time (min.)	Peak Area (pA*s)	Conc. (g/100 ml)
1		1.057	22758	0.0000
2	Methanol	1.153	11865	0.0000
3	Acetaldehyde	1.285	19621	0.0000
4	Ethanol	1.450	3566727	0.2585
5	Acetone	2.217	10333	0.0000
6	n-Propanol	2.418	3490258	1.0000

**Channel 2**

Column: Restek Rtx-BAC2, 30 m x 0.53 mm x 2  $\mu$ m (SN: 1139862)



No.	Compound	Time (min.)	Peak Area (pA*s)	Conc. (g/100 ml)
1		0.898	7050	0.0000
2		0.982	1856	0.0000
3	Ethanol	2.113	3541966	0.2542
4	n-Propanol	4.102	3394981	1.0000

**Texas Department of Public Safety  
El Paso Regional Crime Laboratory**

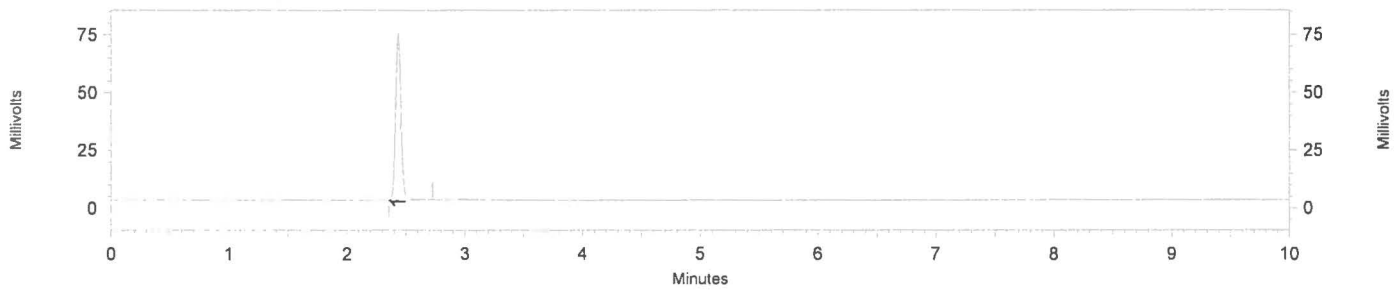
*ALR*

**Blood Alcohol Analysis Report**

Operator: **Ana Lilia Romero**  
 Acquired: 2/10/2014 10:19:12 AM  
 Sample: Method Blank (ALR 2013-09-27-198) ELP-1312-02072  
 Vial : 32  
 Data File: C:\ChromQuest\Enterprise\Projects\Default\Data\BAC\ALRData\ALR020714\BAC\_ALR020714\_032.dat  
 Instrument: Thermo Trace GC Ultra/TriPlus HS (S/N: 320080876)

**Channel 1**

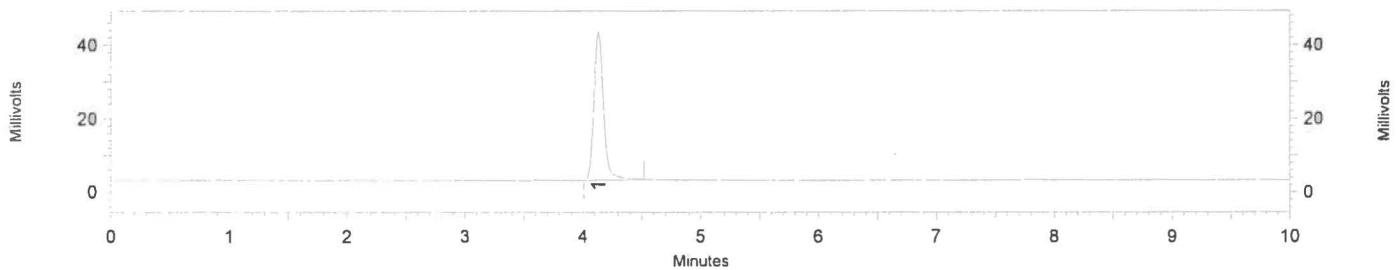
Column: Restek Rtx-BAC1, 30 m x 0.53 mm x 3  $\mu$ m (SN: 1139213)



No.	Compound	Time (min.)	Peak Area (pA*s)	Conc. (g/100 ml)
1	n-Propanol	2.433	2307748	1.0000

**Channel 2**

Column: Restek Rtx-BAC2, 30 m x 0.53 mm x 2  $\mu$ m (SN: 1139862)



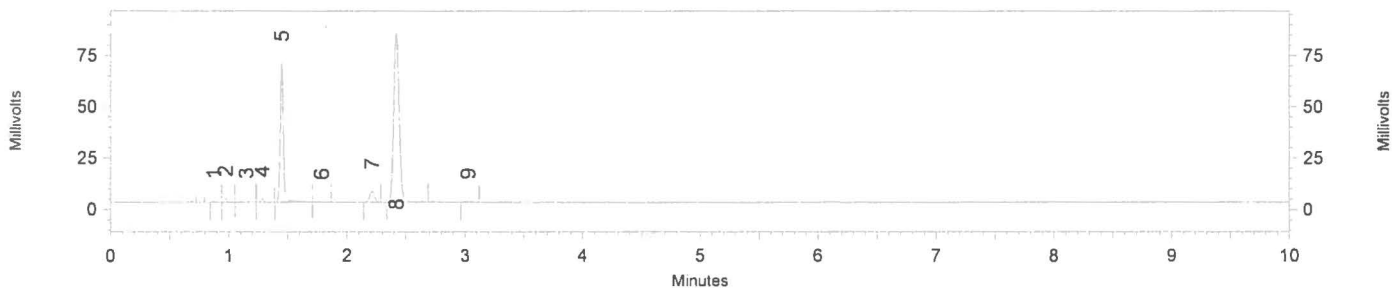
No.	Compound	Time (min.)	Peak Area (pA*s)	Conc. (g/100 ml)
1	n-Propanol	4.132	2311950	1.0000

**Texas Department of Public Safety  
El Paso Regional Crime Laboratory**

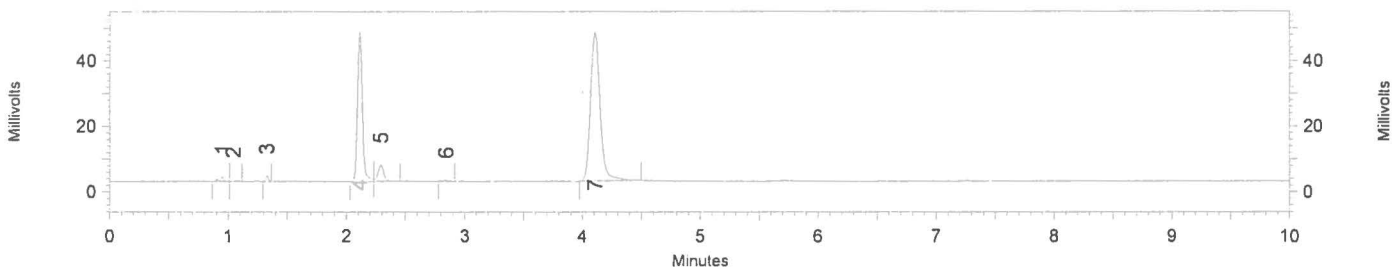
**Blood Alcohol Analysis Report**

ALP

Operator: **Ana Lilia Romero**  
 Acquired: 2/10/2014 10:32:07 AM  
 Sample: ELP-1312-02072-1  
 Vial : 33  
 Data File: C:\ChromQuest\Enterprise\Projects\Default\Data\BAC\ALRData\ALR020714\BAC\_ALR020714\_033.dat  
 Instrument: Thermo Trace GC Ultra/TriPlus HS (S/N: 320080876)

**Channel 1**Column: Restek Rtx-BAC1, 30 m x 0.53 mm x 3  $\mu$ m (SN: 1139213)

No.	Compound	Time (min.)	Peak Area (pA*s)	Conc. (g/100 ml)
1		0.875	11979	0.0000
2		0.972	25341	0.0000
3	Methanol	1.147	29630	0.0000
4	Acetaldehyde	1.283	31058	0.0000
5	Ethanol	1.448	1307848	0.1258
6	i-Propanol	1.787	12098	0.0000
7	Acetone	2.213	152932	0.0000
8	n-Propanol	2.420	2630378	1.0000
9		3.028	18971	0.0000

**Channel 2**Column: Restek Rtx-BAC2, 30 m x 0.53 mm x 2  $\mu$ m (SN: 1139862)

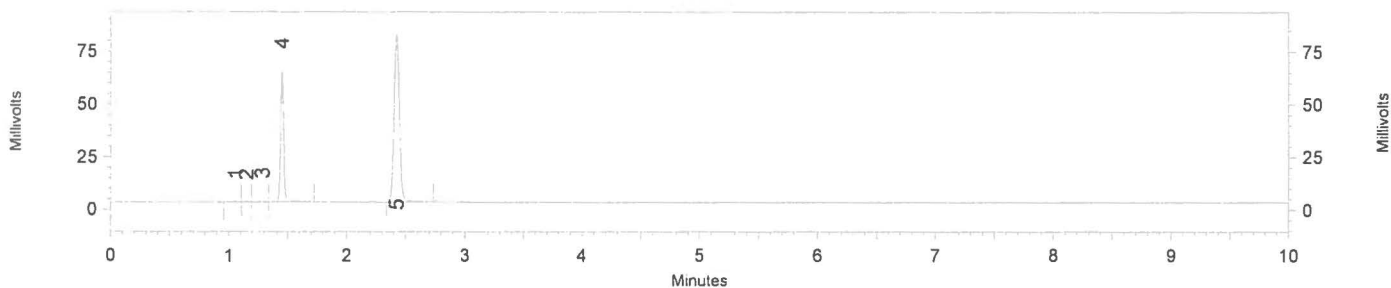
No.	Compound	Time (min.)	Peak Area (pA*s)	Conc. (g/100 ml)
1		0.950	33995	0.0000
2		1.045	16391	0.0000
3	Acetaldehyde	1.328	26799	0.0000
4	Ethanol	2.112	1302586	0.1227
5	Acetone	2.292	169589	0.0000
6		2.842	17589	0.0000
7	n-Propanol	4.107	2587242	1.0000

**Texas Department of Public Safety  
El Paso Regional Crime Laboratory**

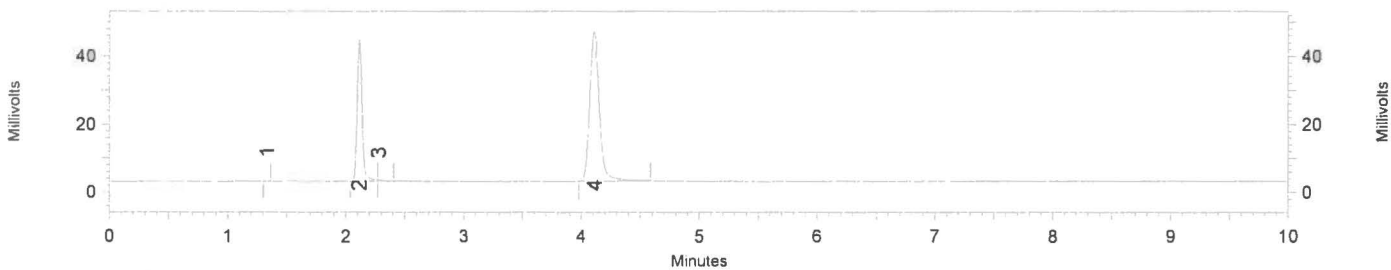
**Blood Alcohol Analysis Report**

ACP

Operator: Ana Lilia Romero  
 Acquired: 2/10/2014 10:45:37 AM  
 Sample: ELP-1312-02072-2  
 Vial : 34  
 Data File: C:\ChromQuest\Enterprise\Projects\Default\Data\BAC\ALRData\ALR020714\BAC\_ALR020714\_034.dat  
 Instrument: Thermo Trace GC Ultra/TriPlus HS (S/N: 320080876)

**Channel 1**Column: Restek Rtx-BAC1, 30 m x 0.53 mm x 3  $\mu$ m (SN: 1139213)

No.	Compound	Time (min.)	Peak Area (pA*s)	Conc. (g/100 ml)
1		1.058	19680	0.0000
2	Methanol	1.150	11589	0.0000
3	Acetaldehyde	1.287	21378	0.0000
4	Ethanol	1.452	1182278	0.1177
5	n-Propanol	2.423	2541309	1.0000

**Channel 2**Column: Restek Rtx-BAC2, 30 m x 0.53 mm x 2  $\mu$ m (SN: 1139862)

No.	Compound	Time (min.)	Peak Area (pA*s)	Conc. (g/100 ml)
1	Acetaldehyde	1.333	11267	0.0000
2	Ethanol	2.115	1191577	0.1155
3	Acetone	2.280	16071	0.0000
4	n-Propanol	4.110	2514188	1.0000

**Texas Department of Public Safety  
El Paso Regional Crime Laboratory**

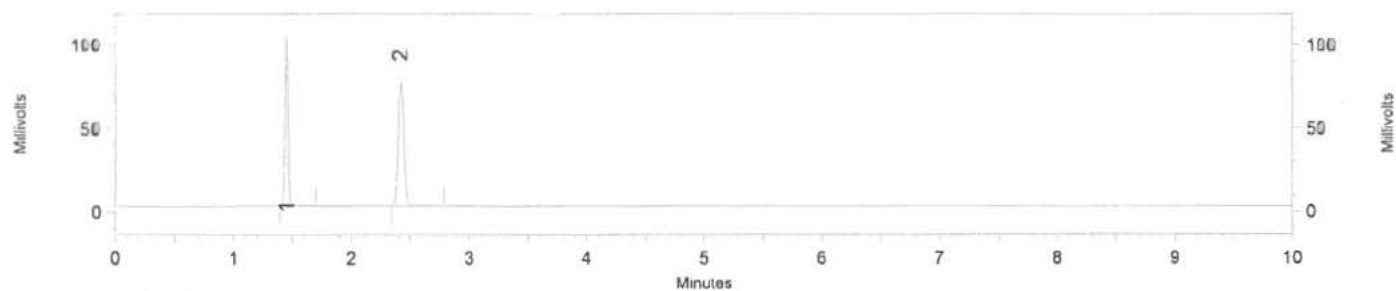
*ALR*

**Blood Alcohol Analysis Report**

Operator: **Ana Lilia Romero**  
 Acquired: 2/10/2014 10:59:10 AM  
 Sample: 0.200 Control (Cerilliant FN 032712-01)  
 Vial : 35  
 Data File: C:\ChromQuest\Enterprise\Projects\Default\Data\BAC\ALRData\ALR020714\BAC\_ALR020714\_035.dat  
 Instrument: Thermo Trace GC Ultra/TriPlus HS (S/N: 320080876)

**Channel 1**

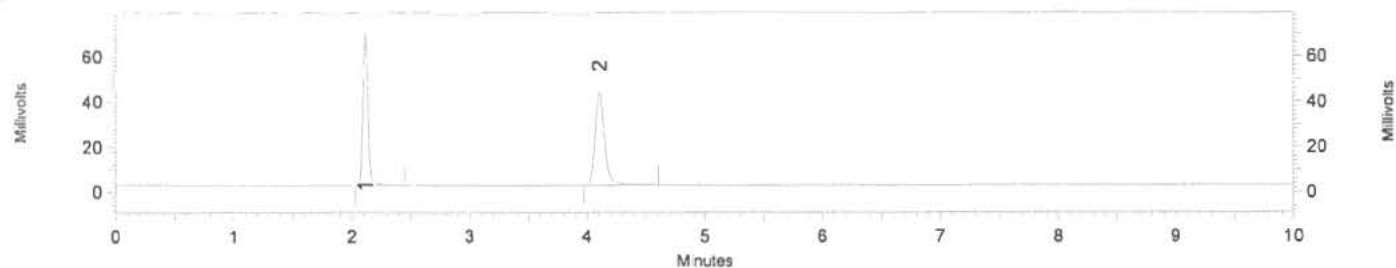
Column: Restek Rtx-BAC1, 30 m x 0.53 mm x 3  $\mu$ m (SN: 1139213)



No.	Compound	Time (min.)	Peak Area (pA*s)	Conc. (g/100 ml)
1	Ethanol	1.450	1892280	0.2007
2	n-Propanol	2.422	2384954	1.0000

**Channel 2**

Column: Restek Rtx-BAC2, 30 m x 0.53 mm x 2  $\mu$ m (SN: 1139862)



No.	Compound	Time (min.)	Peak Area (pA*s)	Conc. (g/100 ml)
1	Ethanol	2.113	1911114	0.1984
2	n-Propanol	4.105	2347347	1.0000

**Texas Department of Public Safety  
El Paso Regional Crime Laboratory**

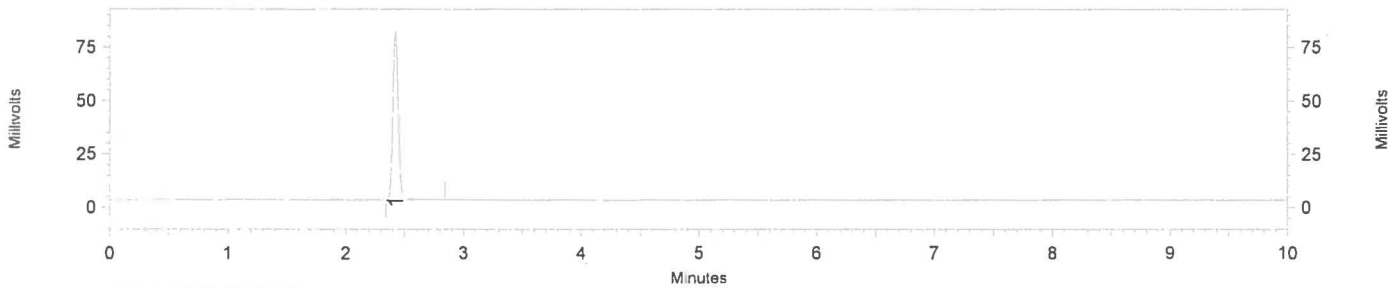
**Blood Alcohol Analysis Report**

*ALR*

Operator: Ana Lilia Romero  
 Acquired: 2/10/2014 11:12:36 AM  
 Sample: Method Blank (ALR 2013-09-27-198) ELP-1312-02073  
 Vial : 36  
 Data File: C:\ChromQuest\Enterprise\Projects\Default\Data\BAC\ALRData\ALR020714\BAC\_ALR020714\_036.dat  
 Instrument: Thermo Trace GC Ultra/TriPlus HS (S/N: 320080876)

**Channel 1**

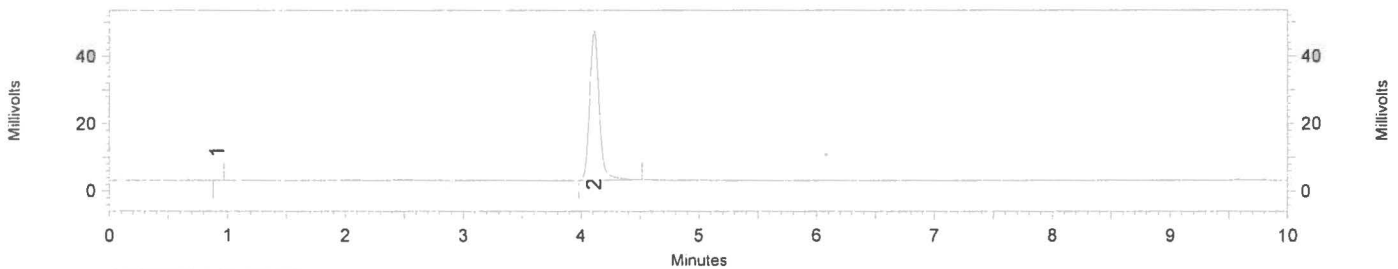
Column: Restek Rtx-BAC1, 30 m x 0.53 mm x 3  $\mu$ m (SN: 1139213)



No.	Compound	Time (min.)	Peak Area (pA*s)	Conc. (g/100 ml)
1	n-Propanol	2.423	2529063	1.0000

**Channel 2**

Column: Restek Rtx-BAC2, 30 m x 0.53 mm x 2  $\mu$ m (SN: 1139862)



No.	Compound	Time (min.)	Peak Area (pA*s)	Conc. (g/100 ml)
1		0.910	5529	0.0000
2	n-Propanol	4.108	2511526	1.0000

**Texas Department of Public Safety  
El Paso Regional Crime Laboratory**

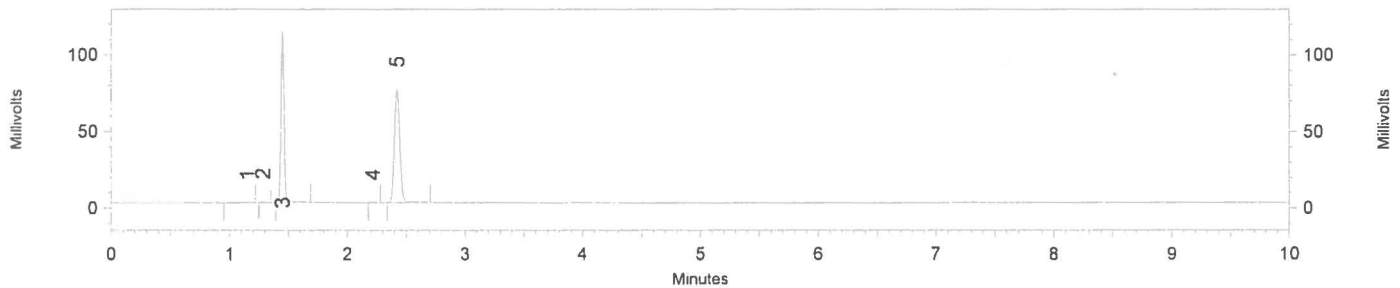
**Blood Alcohol Analysis Report**

ALR

Operator: Ana Lilia Romero  
 Acquired: 2/10/2014 11:26:09 AM  
 Sample: ELP-1312-02073-1  
 Vial : 37  
 Data File: C:\ChromQuest\Enterprise\Projects\Default\Data\BAC\ALRData\ALR020714\BAC\_ALR020714\_037.dat  
 Instrument: Thermo Trace GC Ultra/TriPlus HS (S/N: 320080876)

**Channel 1**

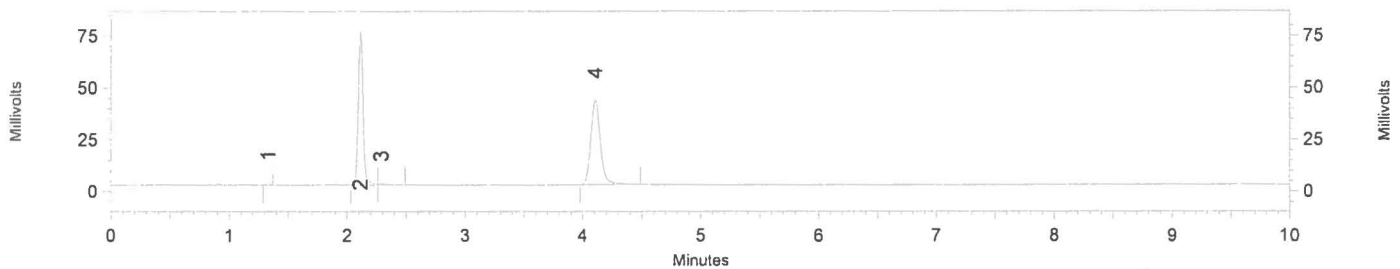
Column: Restek Rtx-BAC1, 30 m x 0.53 mm x 3 µm (SN: 1139213)



No.	Compound	Time (min.)	Peak Area (pA*s)	Conc. (g/100 ml)
1	Methanol	1.150	20596	0.0000
2	Acetaldehyde	1.288	19763	0.0000
3	Ethanol	1.450	2082229	0.2228
4	Acetone	2.217	11067	0.0000
5	n-Propanol	2.422	2364064	1.0000

**Channel 2**

Column: Restek Rtx-BAC2, 30 m x 0.53 mm x 2 µm (SN: 1139862)



No.	Compound	Time (min.)	Peak Area (pA*s)	Conc. (g/100 ml)
1	Acetaldehyde	1.333	17655	0.0000
2	Ethanol	2.113	2078408	0.2196
3	Acetone	2.288	34442	0.0000
4	n-Propanol	4.105	2306428	1.0000

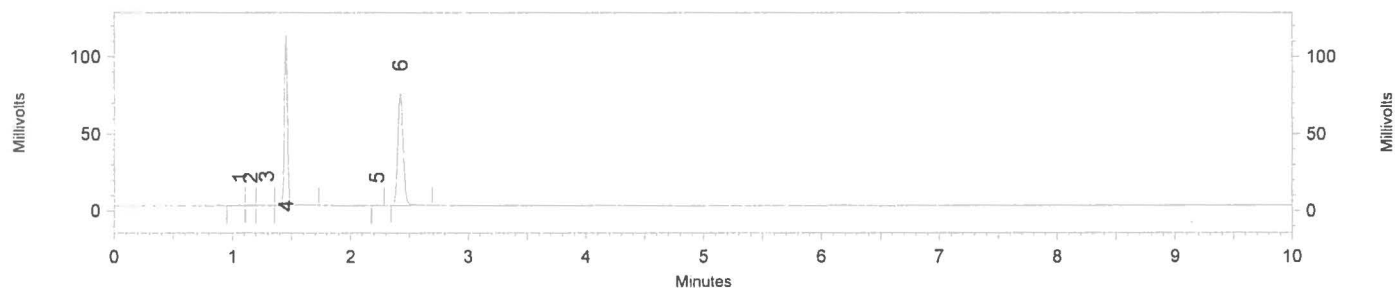


**Texas Department of Public Safety  
El Paso Regional Crime Laboratory**

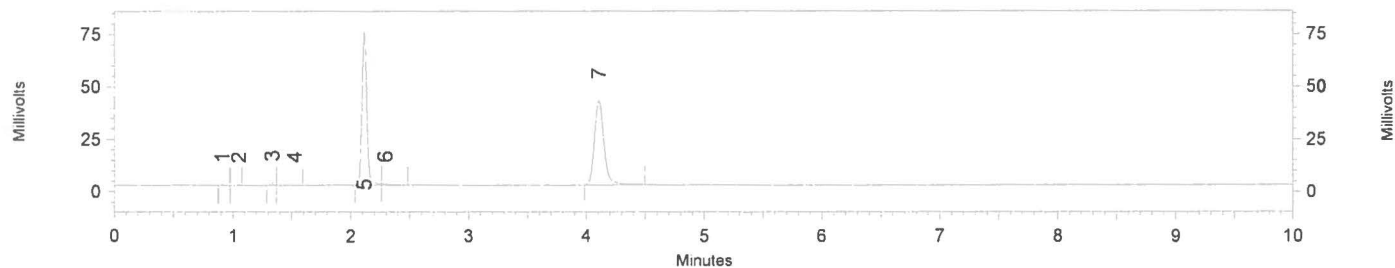
**Blood Alcohol Analysis Report**

ALR

Operator: Ana Lilia Romero  
 Acquired: 2/10/2014 11:39:34 AM  
 Sample: ELP-1312-02073-2  
 Vial : 38  
 Data File: C:\ChromQuest\Enterprise\Projects\Default\Data\BAC\ALRData\ALR020714\BAC\_ALR020714\_038.dat  
 Instrument: Thermo Trace GC Ultra/TriPlus HS (S/N: 320080876)

**Channel 1**Column: Restek Rtx-BAC1, 30 m x 0.53 mm x 3  $\mu$ m (SN: 1139213)

No.	Compound	Time (min.)	Peak Area (pA*s)	Conc. (g/100 ml)
1		1.060	22786	0.0000
2	Methanol	1.153	14776	0.0000
3	Acetaldehyde	1.290	29738	0.0000
4	Ethanol	1.453	2067178	0.2239
5	Acetone	2.222	10837	0.0000
6	n-Propanol	2.423	2335446	1.0000

**Channel 2**Column: Restek Rtx-BAC2, 30 m x 0.53 mm x 2  $\mu$ m (SN: 1139862)

No.	Compound	Time (min.)	Peak Area (pA*s)	Conc. (g/100 ml)
1		0.910	6215	0.0000
2		1.052	5399	0.0000
3	Acetaldehyde	1.335	17616	0.0000
4		1.523	8620	0.0000
5	Ethanol	2.115	2049594	0.2183
6	Acetone	2.293	32774	0.0000
7	n-Propanol	4.107	2287493	1.0000

**Texas Department of Public Safety  
El Paso Regional Crime Laboratory**

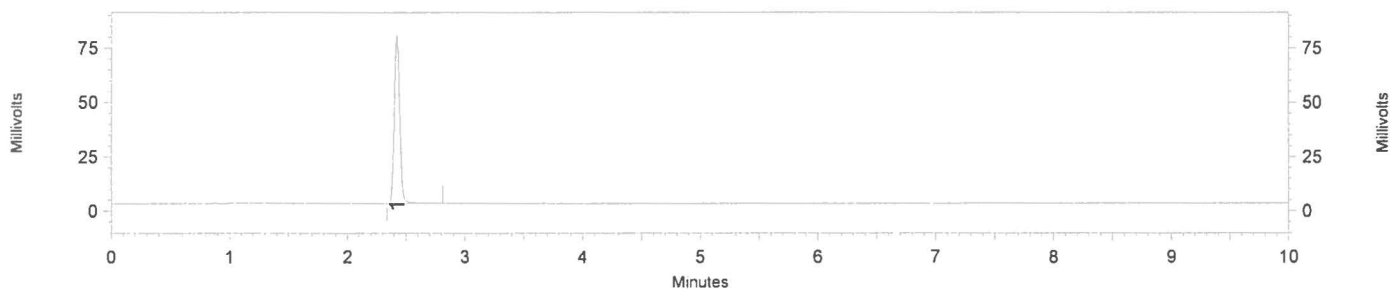
*AR*

**Blood Alcohol Analysis Report**

Operator: Ana Lilia Romero  
 Acquired: 2/10/2014 11:53:04 AM  
 Sample: Method Blank (ALR 2013-09-27-198) ELP-1312-02074  
 Vial : 39  
 Data File: C:\ChromQuest\Enterprise\Projects\Default\Data\BAC\ALRData\ALR020714\BAC\_ALR020714\_039.dat  
 Instrument: Thermo Trace GC Ultra/TriPlus HS (S/N: 320080876)

**Channel 1**

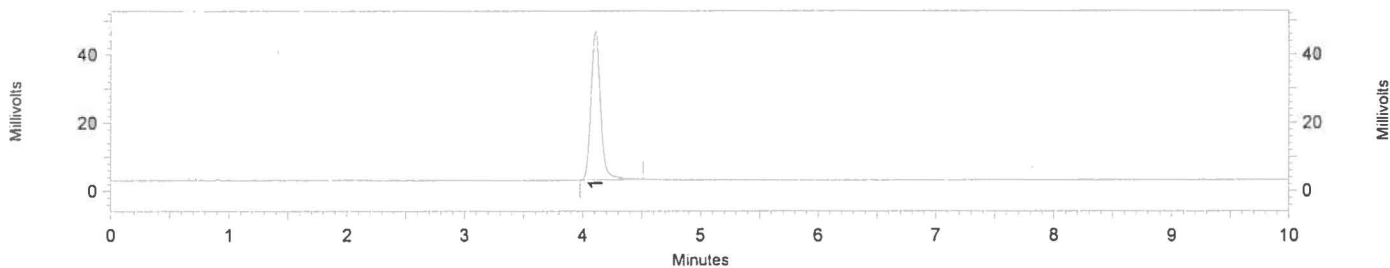
Column: Restek Rtx-BAC1, 30 m x 0.53 mm x 3  $\mu$ m (SN: 1139213)



No.	Compound	Time (min.)	Peak Area (pA*s)	Conc. (g/100 ml)
1	n-Propanol	2.423	2486833	1.0000

**Channel 2**

Column: Restek Rtx-BAC2, 30 m x 0.53 mm x 2  $\mu$ m (SN: 1139862)



No.	Compound	Time (min.)	Peak Area (pA*s)	Conc. (g/100 ml)
1	n-Propanol	4.108	2477053	1.0000

**Texas Department of Public Safety**  
**El Paso Regional Crime Laboratory**

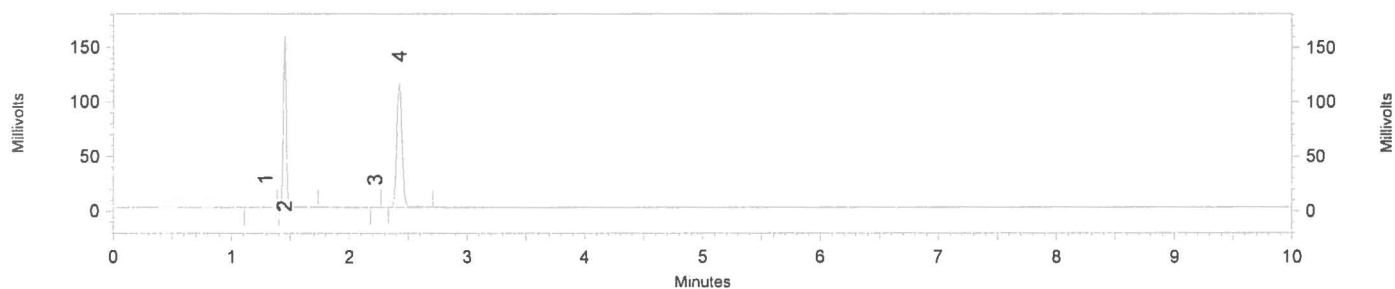
**Blood Alcohol Analysis Report**

*ALR*

Operator: **Ana Lilia Romero**  
 Acquired: 2/10/2014 12:06:37 PM  
 Sample: ELP-1312-02074-1  
 Vial : 40  
 Data File: C:\ChromQuest\Enterprise\Projects\Default\Data\BAC\ALRData\ALR020714\BAC\_ALR020714\_040.dat  
 Instrument: Thermo Trace GC Ultra/TriPlus HS (S/N: 320080876)

**Channel 1**

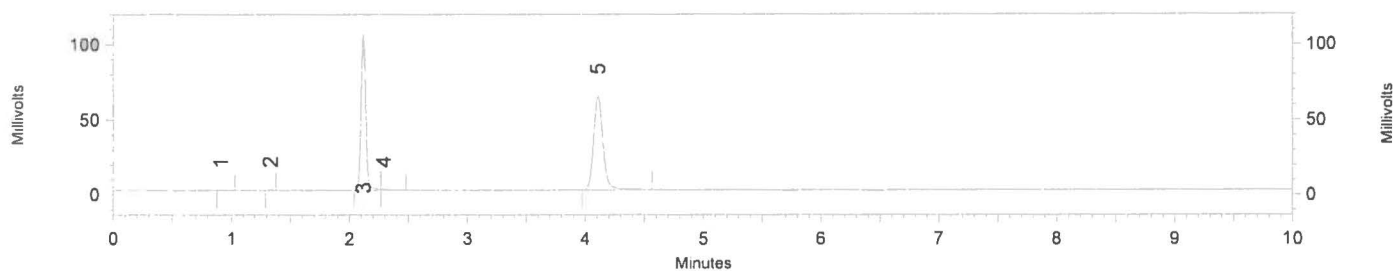
Column: Restek Rtx-BAC1, 30 m x 0.53 mm x 3  $\mu$ m (SN: 1139213)



No.	Compound	Time (min.)	Peak Area (pA*s)	Conc. (g/100 ml)
1	Acetaldehyde	1.290	24078	0.0000
2	Ethanol	1.453	2887894	0.2042
3	Acetone	2.220	9001	0.0000
4	n-Propanol	2.423	3577065	1.0000

**Channel 2**

Column: Restek Rtx-BAC2, 30 m x 0.53 mm x 2  $\mu$ m (SN: 1139862)

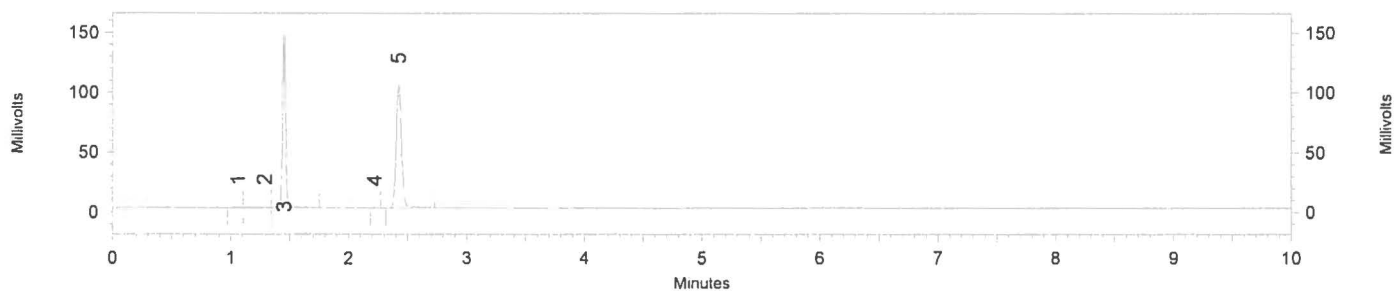


No.	Compound	Time (min.)	Peak Area (pA*s)	Conc. (g/100 ml)
1		0.910	6871	0.0000
2	Acetaldehyde	1.333	17228	0.0000
3	Ethanol	2.117	2849593	0.1991
4	Acetone	2.288	36342	0.0000
5	n-Propanol	4.108	3486928	1.0000

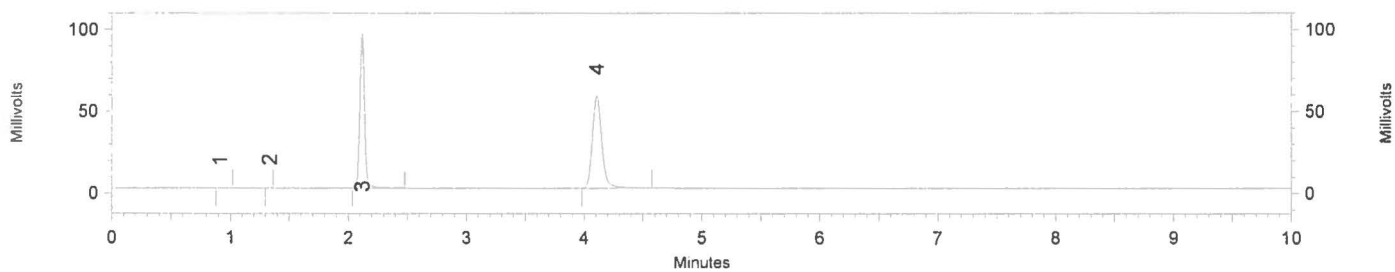
**Texas Department of Public Safety  
El Paso Regional Crime Laboratory**

**Blood Alcohol Analysis Report**

Operator: **Ana Lilia Romero** ALR  
 Acquired: 2/10/2014 12:20:08 PM  
 Sample: ELP-1312-02074-2  
 Vial : 41  
 Data File: C:\ChromQuest\Enterprise\Projects\Default\Data\BAC\ALRData\ALR020714\BAC\_ALR020714\_041.dat  
 Instrument: Thermo Trace GC Ultra/TriPlus HS (S/N: 320080876)

**Channel 1**Column: Restek Rtx-BAC1, 30 m x 0.53 mm x 3  $\mu$ m (SN: 1139213)

No.	Compound	Time (min.)	Peak Area (pA*s)	Conc. (g/100 ml)
1		1.062	25780	0.0000
2	Acetaldehyde	1.290	45691	0.0000
3	Ethanol	1.453	2646383	0.2067
4	Acetone	2.220	7794	0.0000
5	n-Propanol	2.423	3239029	1.0000

**Channel 2**Column: Restek Rtx-BAC2, 30 m x 0.53 mm x 2  $\mu$ m (SN: 1139862)

No.	Compound	Time (min.)	Peak Area (pA*s)	Conc. (g/100 ml)
1		0.912	6536	0.0000
2	Acetaldehyde	1.335	14986	0.0000
3	Ethanol	2.117	2633158	0.2029
4	n-Propanol	4.108	3162547	1.0000

# Texas Department of Public Safety El Paso Regional Crime Laboratory

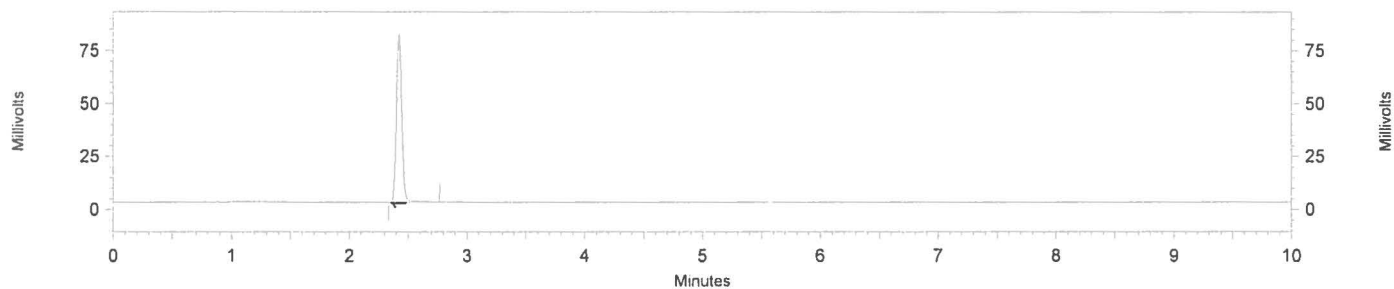
ALR

## Blood Alcohol Analysis Report

**Operator:** Ana Lilia Romero  
**Acquired:** 2/10/2014 12:33:42 PM  
**Sample:** Method Blank (ALR 2013-09-27-198) ELP-1312-02075  
**Vial :** 42  
**Data File:** C:\ChromQuest\Enterprise\Projects\Default\Data\BAC\ALRData\ALR020714\BAC\_ALR020714\_042.dat  
**Instrument:** Thermo Trace GC Ultra/TriPlus HS (S/N: 320080876)

### Channel 1

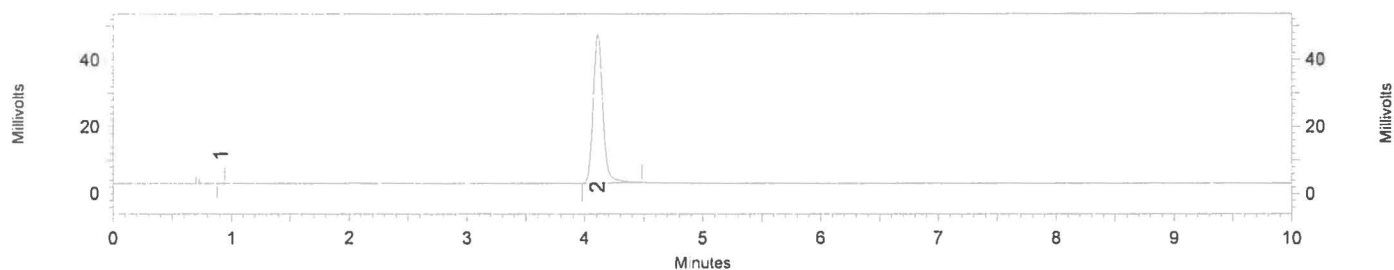
**Column:** Restek Rtx-BAC1, 30 m x 0.53 mm x 3  $\mu$ m (SN: 1139213)



No.	Compound	Time (min.)	Peak Area (pA*s)	Conc. (g/100 ml)
1	n-Propanol	2.423	2529871	1.0000

### Channel 2

**Column:** Restek Rtx-BAC2, 30 m x 0.53 mm x 2  $\mu$ m (SN: 1139862)



No.	Compound	Time (min.)	Peak Area (pA*s)	Conc. (g/100 ml)
1		0.910	5169	0.0000
2	n-Propanol	4.105	2511918	1.0000

**Texas Department of Public Safety  
El Paso Regional Crime Laboratory**

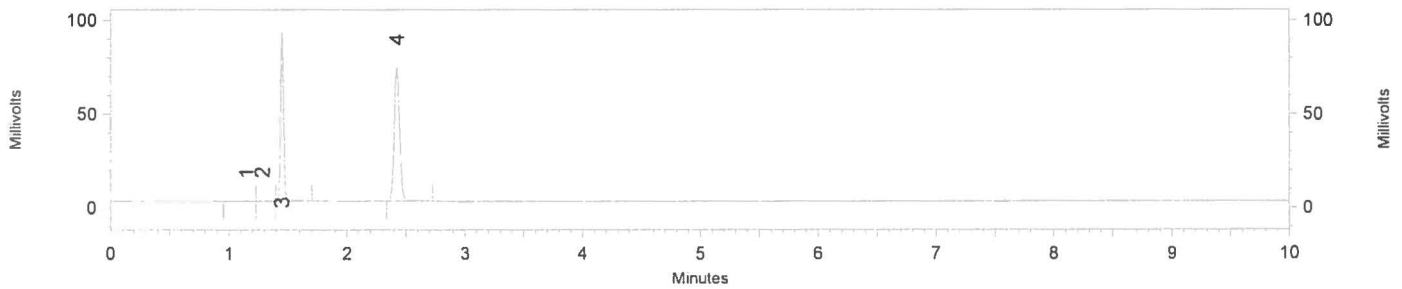
**Blood Alcohol Analysis Report**

*MR*

Operator: Ana Lilia Romero  
 Acquired: 2/10/2014 12:47:08 PM  
 Sample: ELP-1312-02075-1  
 Vial: 43  
 Data File: C:\ChromQuest\Enterprise\Projects\Default\Data\BAC\ALRData\ALR020714\BAC\_ALR020714\_043.dat  
 Instrument: Thermo Trace GC Ultra/TriPlus HS (S/N: 320080876)

**Channel 1**

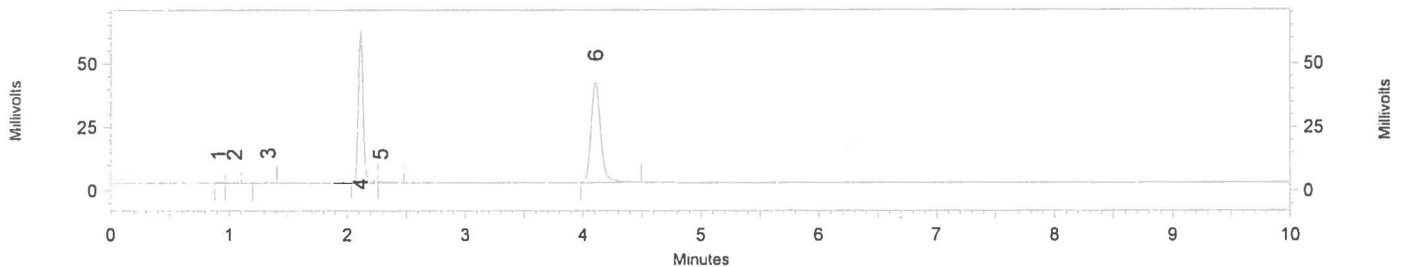
Column: Restek Rtx-BAC1, 30 m x 0.53 mm x 3  $\mu$ m (SN: 1139213)



No.	Compound	Time (min.)	Peak Area (pA*s)	Conc. (g/100 ml)
1	Methanol	1.150	27065	0.0000
2	Acetaldehyde	1.288	21367	0.0000
3	Ethanol	1.452	1688373	0.1869
4	n-Propanol	2.423	2285269	1.0000

**Channel 2**

Column: Restek Rtx-BAC2, 30 m x 0.53 mm x 2  $\mu$ m (SN: 1139862)



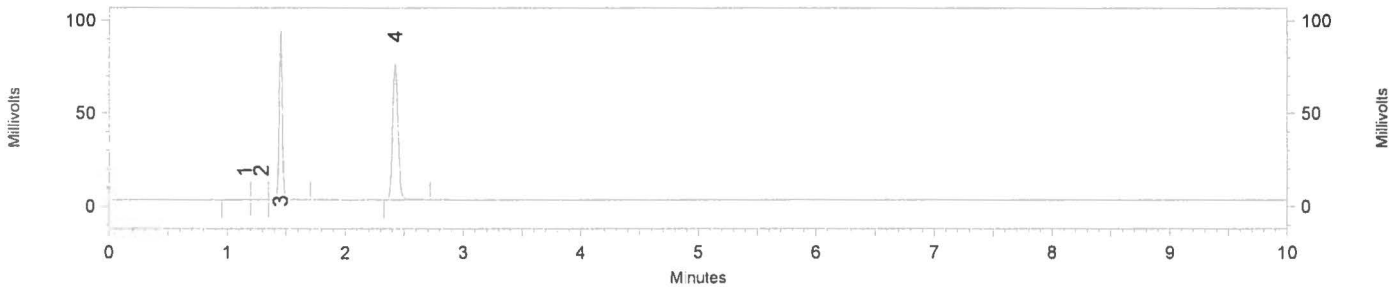
No.	Compound	Time (min.)	Peak Area (pA*s)	Conc. (g/100 ml)
1		0.910	6394	0.0000
2		1.050	7459	0.0000
3	Acetaldehyde	1.332	16976	0.0000
4	Ethanol	2.115	1694703	0.1849
5	Acetone	2.283	27517	0.0000
6	n-Propanol	4.108	2233040	1.0000

**Texas Department of Public Safety  
El Paso Regional Crime Laboratory**

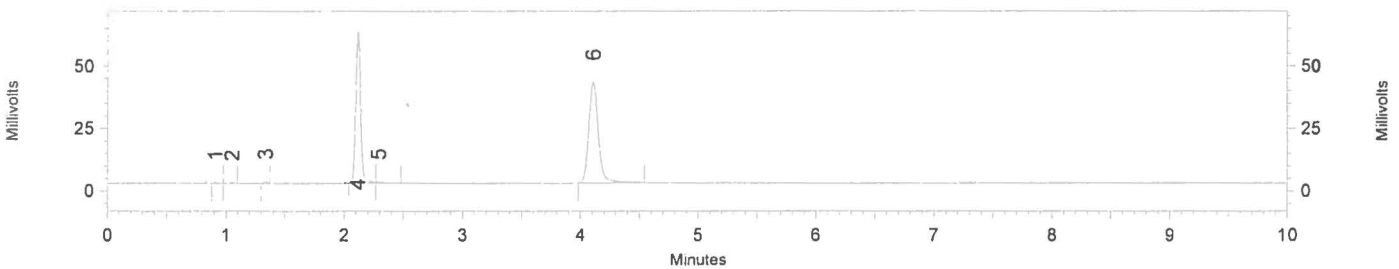
**Blood Alcohol Analysis Report**

Operator: Ana Lilia Romero  
 Acquired: 2/10/2014 1:00:46 PM  
 Sample: ELP-1312-02075-2  
 Vial : 44  
 Data File: C:\ChromQuest\Enterprise\Projects\Default\Data\BAC\ALRData\ALR020714\BAC\_ALR020714\_044.dat  
 Instrument: Thermo Trace GC Ultra/TriPlus HS (S/N: 320080876)

ALR

Channel 1Column: Restek Rtx-BAC1, 30 m x 0.53 mm x 3  $\mu$ m (SN: 1139213)

No.	Compound	Time (min.)	Peak Area (pA*s)	Conc. (g/100 ml)
1	Methanol	1.150	35125	0.0000
2	Acetaldehyde	1.290	25518	0.0000
3	Ethanol	1.453	1709499	0.1852
4	n-Propanol	2.423	2334294	1.0000

Channel 2Column: Restek Rtx-BAC2, 30 m x 0.53 mm x 2  $\mu$ m (SN: 1139862)

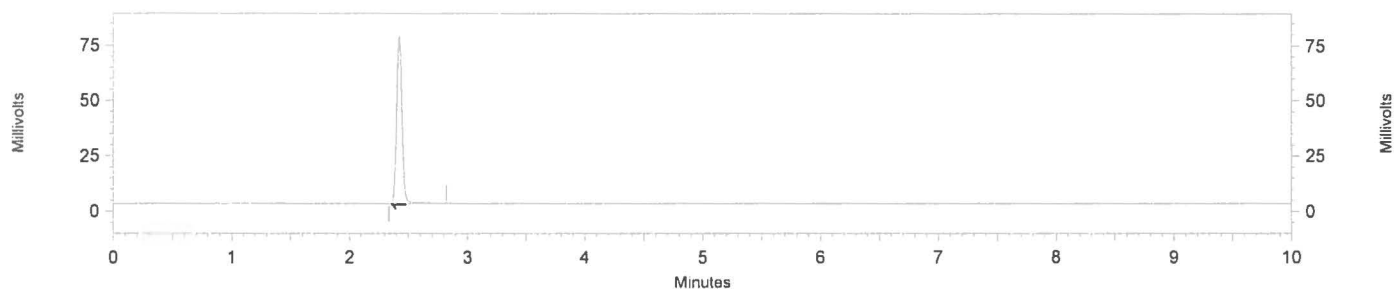
No.	Compound	Time (min.)	Peak Area (pA*s)	Conc. (g/100 ml)
1		0.910	6926	0.0000
2		1.053	7331	0.0000
3	Acetaldehyde	1.335	14881	0.0000
4	Ethanol	2.115	1713614	0.1819
5	Acetone	2.288	23982	0.0000
6	n-Propanol	4.107	2295072	1.0000

**Texas Department of Public Safety  
El Paso Regional Crime Laboratory**

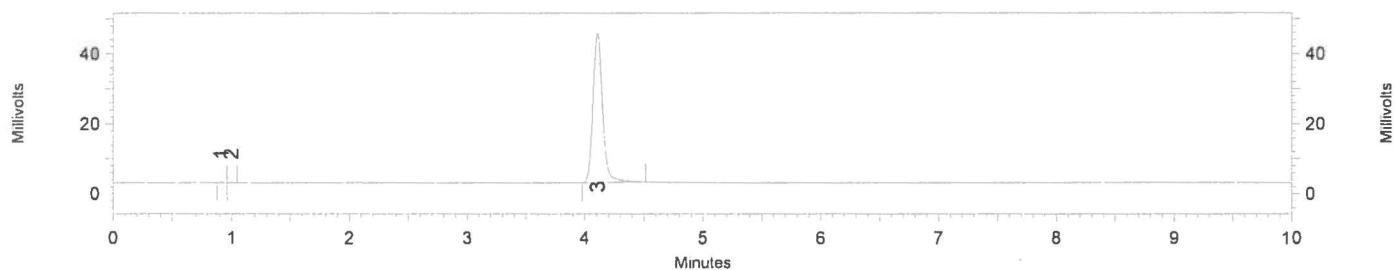
**Blood Alcohol Analysis Report**

ALR

Operator: Ana Lilia Romero  
 Acquired: 2/10/2014 1:14:21 PM  
 Sample: Method Blank (ALR 2013-09-27-198) ELP-1312-02076  
 Vial : 45  
 Data File: C:\ChromQuest\Enterprise\Projects\Default\Data\BAC\ALRData\ALR020714\BAC\_ALR020714\_045.dat  
 Instrument: Thermo Trace GC Ultra/TriPlus HS (S/N: 320080876)

**Channel 1**Column: Restek Rtx-BAC1, 30 m x 0.53 mm x 3  $\mu$ m (SN: 1139213)

No.	Compound	Time (min.)	Peak Area (pA*s)	Conc. (g/100 ml)
1	n-Propanol	2.423	2426924	1.0000

**Channel 2**Column: Restek Rtx-BAC2, 30 m x 0.53 mm x 2  $\mu$ m (SN: 1139862)

No.	Compound	Time (min.)	Peak Area (pA*s)	Conc. (g/100 ml)
1		0.912	5382	0.0000
2		0.995	6609	0.0000
3	n-Propanol	4.108	2413060	1.0000



**Texas Department of Public Safety**  
**El Paso Regional Crime Laboratory**

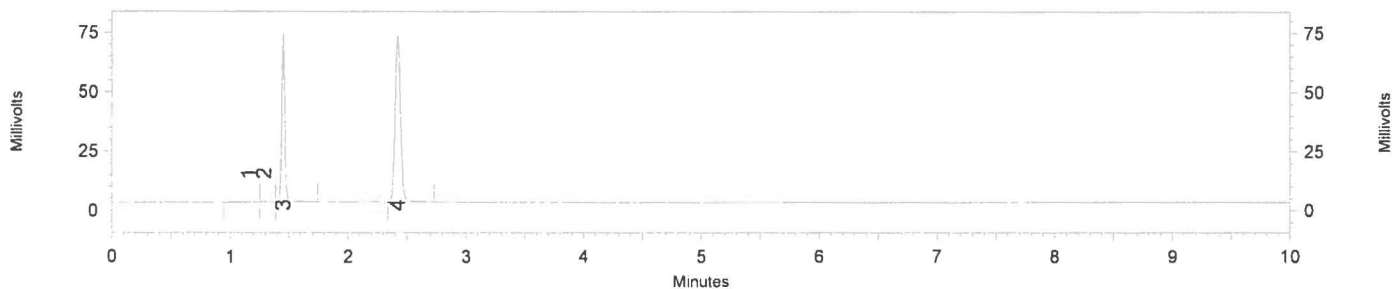
**Blood Alcohol Analysis Report**

*ALR*

Operator: Ana Lilia Romero  
 Acquired: 2/10/2014 1:27:53 PM  
 Sample: ELP-1312-02076-1  
 Vial : 46  
 Data File: C:\ChromQuest\Enterprise\Projects\Default\Data\BAC\ALRData\VALR020714\BAC\_ALR020714\_046.dat  
 Instrument: Thermo Trace GC Ultra/TriPlus HS (S/N: 320080876)

**Channel 1**

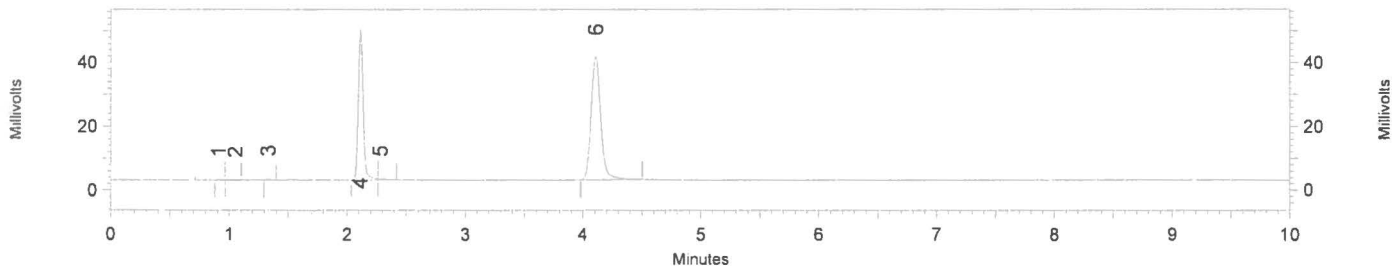
Column: Restek Rtx-BAC1, 30 m x 0.53 mm x 3  $\mu$ m (SN: 1139213)



No.	Compound	Time (min.)	Peak Area (pA*s)	Conc. (g/100 ml)
1	Methanol	1.155	26898	0.0000
2	Acetaldehyde	1.290	14945	0.0000
3	Ethanol	1.452	1338199	0.1513
4	n-Propanol	2.422	2236806	1.0000

**Channel 2**

Column: Restek Rtx-BAC2, 30 m x 0.53 mm x 2  $\mu$ m (SN: 1139862)



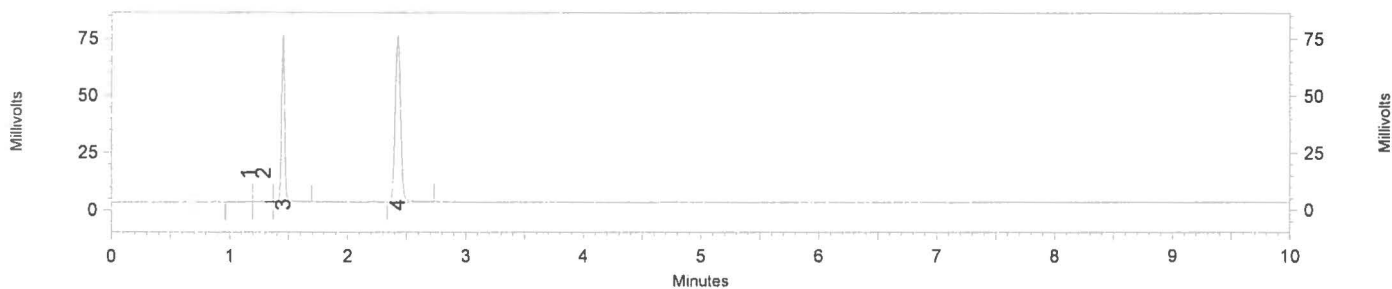
No.	Compound	Time (min.)	Peak Area (pA*s)	Conc. (g/100 ml)
1		0.910	6898	0.0000
2		1.052	6812	0.0000
3	Acetaldehyde	1.333	10263	0.0000
4	Ethanol	2.113	1344748	0.1494
5	Acetone	2.282	19947	0.0000
6	n-Propanol	4.107	2192528	1.0000

**Texas Department of Public Safety**  
**El Paso Regional Crime Laboratory**

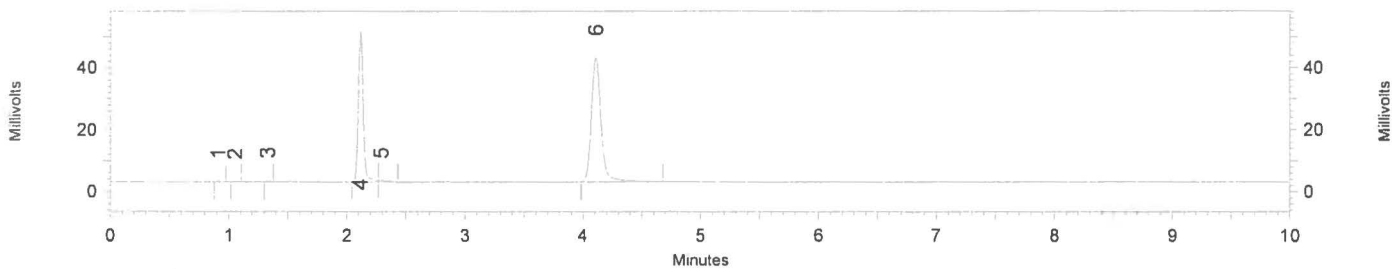
**Blood Alcohol Analysis Report**

Operator: Ana Lilia Romero  
 Acquired: 2/10/2014 1:41:18 PM  
 Sample: ELP-1312-02076-2  
 Vial: 47  
 Data File: C:\ChromQuest\Enterprise\Projects\Default\Data\BAC\ALRData\ALR020714\BAC\_ALR020714\_047.dat  
 Instrument: Thermo Trace GC Ultra/TriPlus HS (S/N: 320080876)

ALR

**Channel 1**Column: Restek Rtx-BAC1, 30 m x 0.53 mm x 3  $\mu$ m (SN: 1139213)

No.	Compound	Time (min.)	Peak Area (pA*s)	Conc. (g/100 ml)
1	Methanol	1.155	32350	0.0000
2	Acetaldehyde	1.288	18958	0.0000
3	Ethanol	1.453	1365118	0.1492
4	n-Propanol	2.423	2314165	1.0000

**Channel 2**Column: Restek Rtx-BAC2, 30 m x 0.53 mm x 2  $\mu$ m (SN: 1139862)

No.	Compound	Time (min.)	Peak Area (pA*s)	Conc. (g/100 ml)
1		0.910	6018	0.0000
2		1.052	4971	0.0000
3	Acetaldehyde	1.333	10121	0.0000
4	Ethanol	2.115	1380483	0.1460
5	Acetone	2.290	19214	0.0000
6	n-Propanol	4.108	2304148	1.0000

**Texas Department of Public Safety  
El Paso Regional Crime Laboratory**

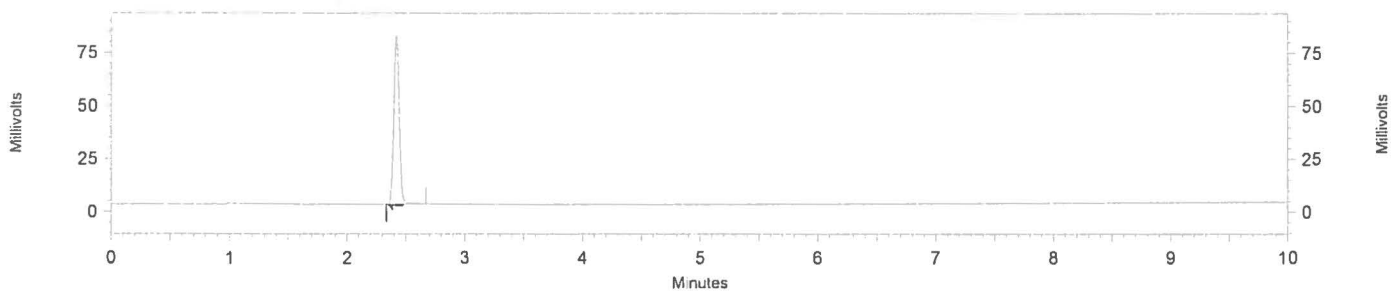
**Blood Alcohol Analysis Report**

ALR

**Operator:** Ana Lilia Romero  
**Acquired:** 2/10/2014 1:54:46 PM  
**Sample:** Method Blank (ALR 2013-09-27-198) ELP-1312-02077  
**Vial :** 48  
**Data File:** C:\ChromQuest\Enterprise\Projects\Default\Data\BAC\ALRData\ALR020714\BAC\_ALR020714\_048.dat  
**Instrument:** Thermo Trace GC Ultra/TriPlus HS (S/N: 320080876)

**Channel 1**

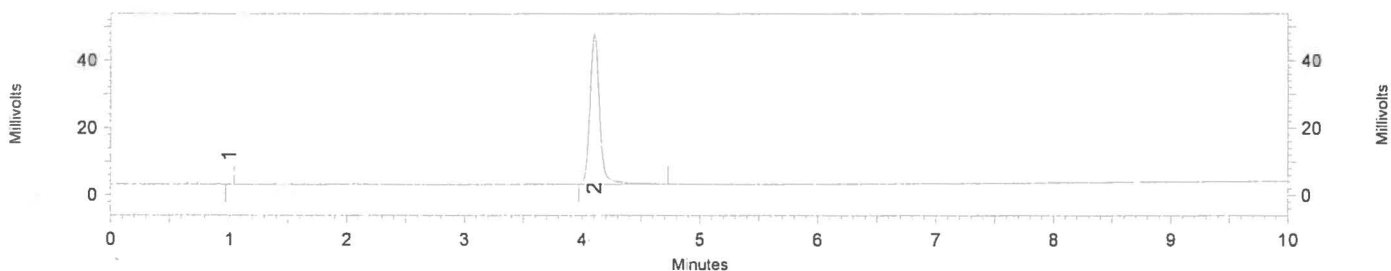
**Column:** Restek Rtx-BAC1, 30 m x 0.53 mm x 3  $\mu$ m (SN: 1139213)



No.	Compound	Time (min.)	Peak Area (pA*s)	Conc. (g/100 ml)
1	n-Propanol	2.420	2509196	1.0000

**Channel 2**

**Column:** Restek Rtx-BAC2, 30 m x 0.53 mm x 2  $\mu$ m (SN: 1139862)



No.	Compound	Time (min.)	Peak Area (pA*s)	Conc. (g/100 ml)
1		0.997	6561	0.0000
2	n-Propanol	4.103	2558015	1.0000

**Texas Department of Public Safety**  
**El Paso Regional Crime Laboratory**

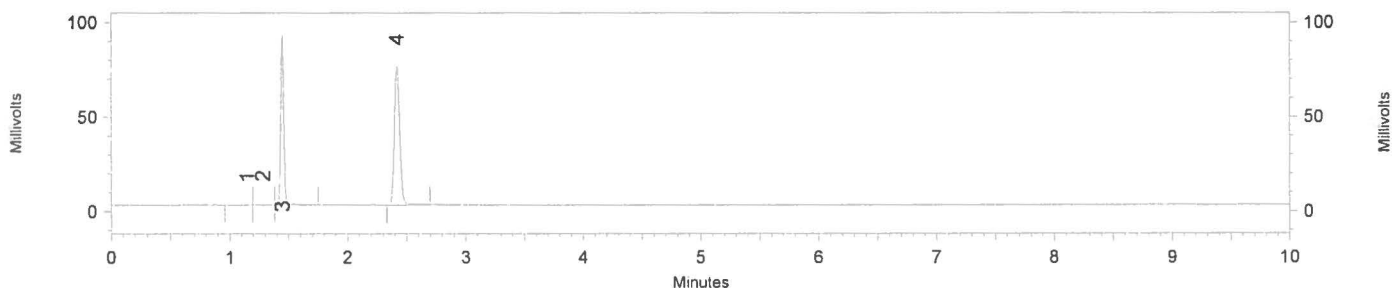
*AR*

**Blood Alcohol Analysis Report**

Operator: **Ana Lilia Romero**  
 Acquired: 2/10/2014 2:08:17 PM  
 Sample: ELP-1312-02077-1  
 Vial : 49  
 Data File: C:\ChromQuest\Enterprise\Projects\Default\Data\BAC\ALRData\ALR020714\BAC\_ALR020714\_049.dat  
 Instrument: Thermo Trace GC Ultra/TriPlus HS (S/N: 320080876)

**Channel 1**

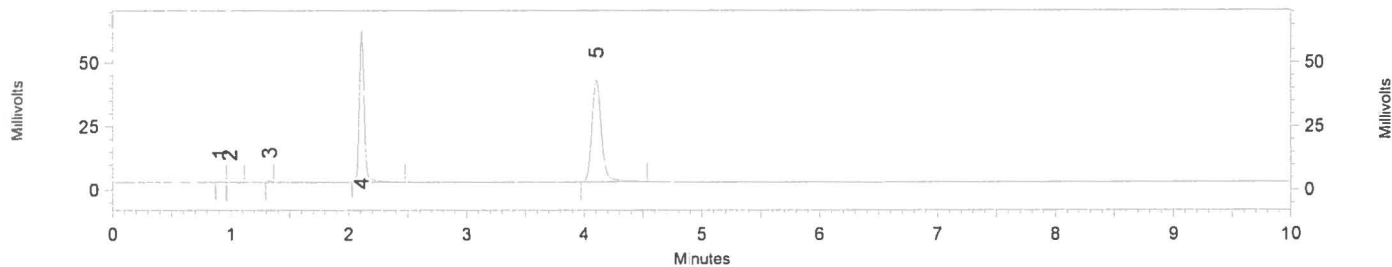
Column: Restek Rtx-BAC1, 30 m x 0.53 mm x 3  $\mu$ m (SN: 1139213)



No.	Compound	Time (min.)	Peak Area (pA*s)	Conc. (g/100 ml)
1	Methanol	1.148	27294	0.0000
2	Acetaldehyde	1.285	21765	0.0000
3	Ethanol	1.448	1681658	0.1830
4	n-Propanol	2.418	2323716	1.0000

**Channel 2**

Column: Restek Rtx-BAC2, 30 m x 0.53 mm x 2  $\mu$ m (SN: 1139862)



No.	Compound	Time (min.)	Peak Area (pA*s)	Conc. (g/100 ml)
1		0.907	6431	0.0000
2		0.990	6304	0.0000
3	Acetaldehyde	1.330	14699	0.0000
4	Ethanol	2.110	1706320	0.1817
5	n-Propanol	4.102	2287951	1.0000

**Texas Department of Public Safety  
El Paso Regional Crime Laboratory**

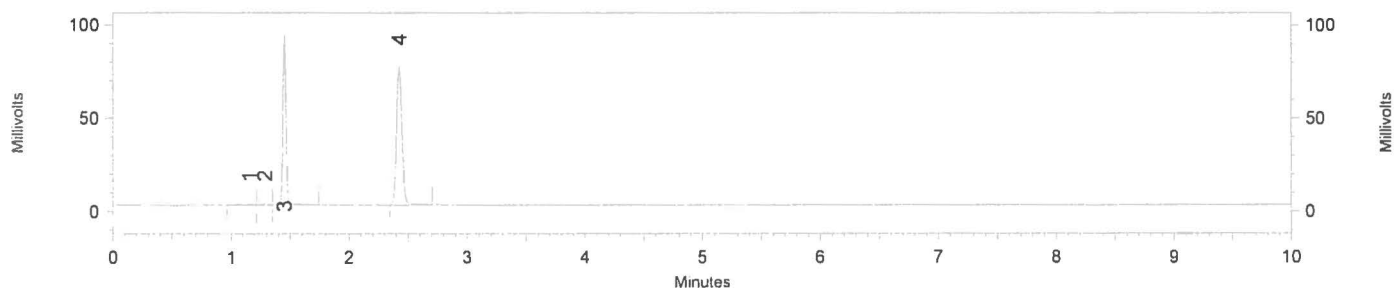
**Blood Alcohol Analysis Report**

Operator: **Ana Lilia Romero**  
 Acquired: 2/10/2014 2:21:44 PM  
 Sample: ELP-1312-02077-2  
 Vial : 50  
 Data File: C:\ChromQuest\Enterprise\Projects\Default\Data\BAC\ALRData\ALR020714\BAC\_ALR020714\_050.dat  
 Instrument: Thermo Trace GC Ultra/TriPlus HS (S/N: 320080876)

*ALR*

**Channel 1**

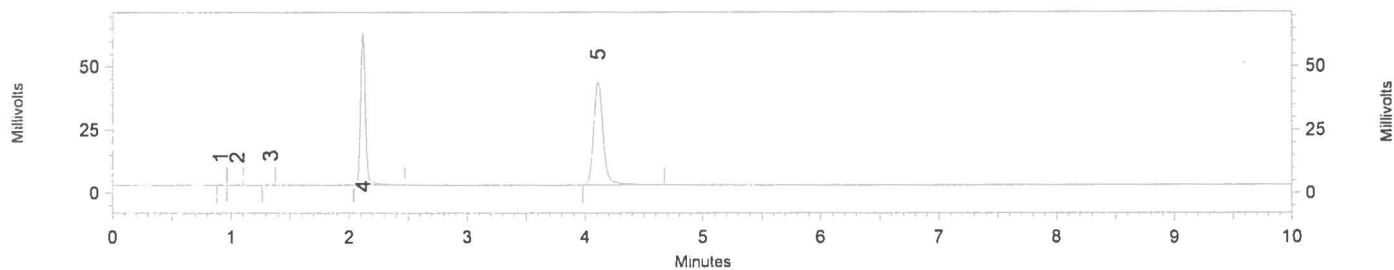
Column: Restek Rtx-BAC1, 30 m x 0.53 mm x 3  $\mu$ m (SN: 1139213)



No.	Compound	Time (min.)	Peak Area (pA*s)	Conc. (g/100 ml)
1	Methanol	1.155	37247	0.0000
2	Acetaldehyde	1.290	25939	0.0000
3	Ethanol	1.453	1708265	0.1831
4	n-Propanol	2.425	2359335	1.0000

**Channel 2**

Column: Restek Rtx-BAC2, 30 m x 0.53 mm x 2  $\mu$ m (SN: 1139862)



No.	Compound	Time (min.)	Peak Area (pA*s)	Conc. (g/100 ml)
1		0.910	6096	0.0000
2		1.052	5845	0.0000
3	Acetaldehyde	1.335	15792	0.0000
4	Ethanol	2.117	1725959	0.1793
5	n-Propanol	4.108	2345507	1.0000

**Texas Department of Public Safety  
El Paso Regional Crime Laboratory**

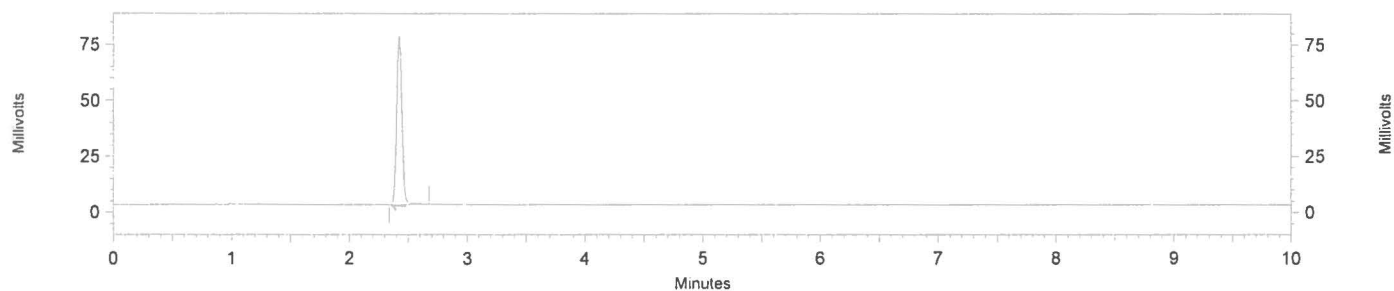
**Blood Alcohol Analysis Report**

ALR

**Operator:** Ana Lilia Romero  
**Acquired:** 2/10/2014 2:35:16 PM  
**Sample:** Method Blank (ALR 2013-09-27-198) ELP-1312-02078  
**Vial :** 51  
**Data File:** C:\ChromQuest\Enterprise\Projects\Default\Data\BAC\ALRData\ALR020714\BAC\_ALR020714\_051.dat  
**Instrument:** Thermo Trace GC Ultra/TriPlus HS (S/N: 320080876)

**Channel 1**

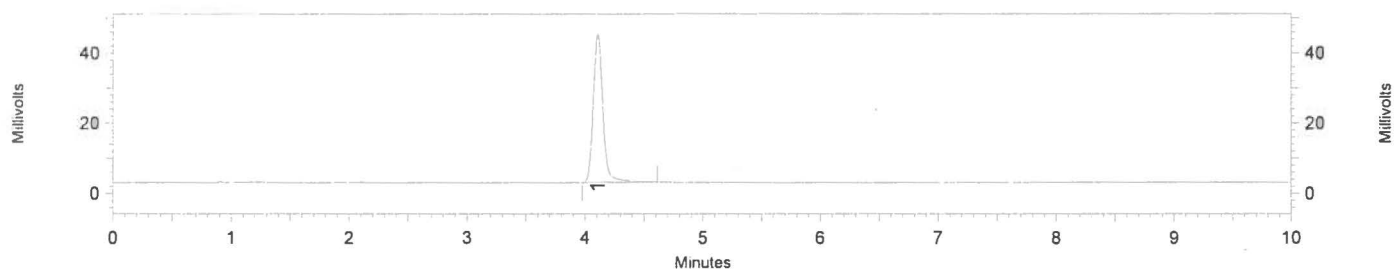
**Column:** Restek Rtx-BAC1, 30 m x 0.53 mm x 3  $\mu$ m (SN: 1139213)



No.	Compound	Time (min.)	Peak Area (pA*s)	Conc. (g/100 ml)
1	n-Propanol	2.423	2390249	1.0000

**Channel 2**

**Column:** Restek Rtx-BAC2, 30 m x 0.53 mm x 2  $\mu$ m (SN: 1139862)



No.	Compound	Time (min.)	Peak Area (pA*s)	Conc. (g/100 ml)
1	n-Propanol	4.107	2419144	1.0000

**Texas Department of Public Safety**  
**El Paso Regional Crime Laboratory**

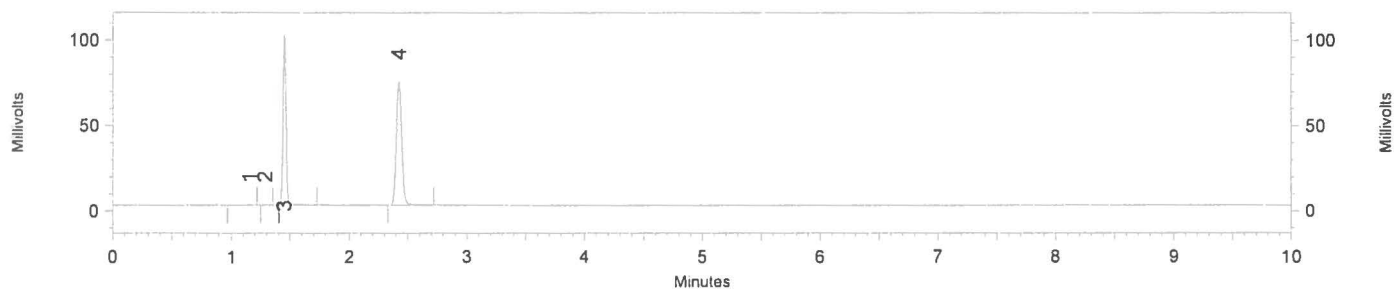
ALR

**Blood Alcohol Analysis Report**

**Operator:** Ana Lilia Romero  
**Acquired:** 2/10/2014 2:48:44 PM  
**Sample:** ELP-1312-02078-1  
**Vial :** 52  
**Data File:** C:\ChromQuest\Enterprise\Projects\Default\Data\BAC\ALRData\ALR020714\BAC\_ALR020714\_052.dat  
**Instrument:** Thermo Trace GC Ultra/TriPlus HS (S/N: 320080876)

**Channel 1**

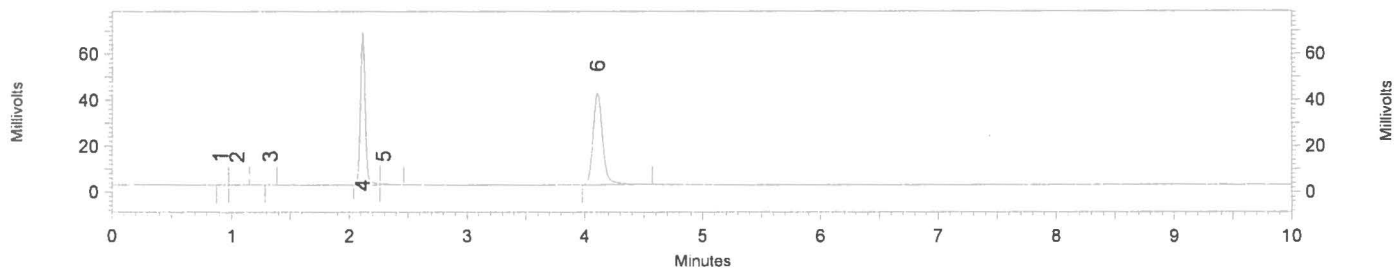
**Column:** Restek Rtx-BAC1, 30 m x 0.53 mm x 3  $\mu$ m (SN: 1139213)



No.	Compound	Time (min.)	Peak Area (pA*s)	Conc. (g/100 ml)
1	Methanol	1.155	18488	0.0000
2	Acetaldehyde	1.288	13955	0.0000
3	Ethanol	1.452	1876806	0.2051
4	n-Propanol	2.423	2314769	1.0000

**Channel 2**

**Column:** Restek Rtx-BAC2, 30 m x 0.53 mm x 2  $\mu$ m (SN: 1139862)



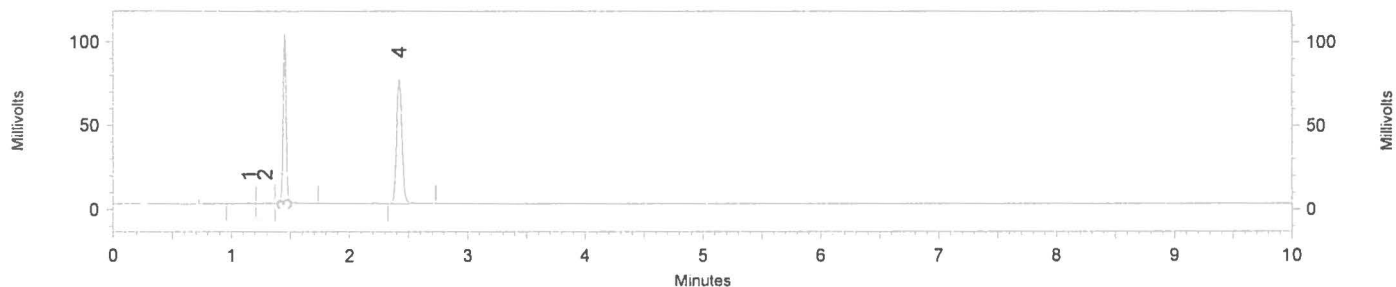
No.	Compound	Time (min.)	Peak Area (pA*s)	Conc. (g/100 ml)
1		0.912	6485	0.0000
2		1.050	7297	0.0000
3	Acetaldehyde	1.333	12197	0.0000
4	Ethanol	2.115	1872759	0.2000
5	Acetone	2.292	29274	0.0000
6	n-Propanol	4.108	2281257	1.0000

**Texas Department of Public Safety**  
**El Paso Regional Crime Laboratory**

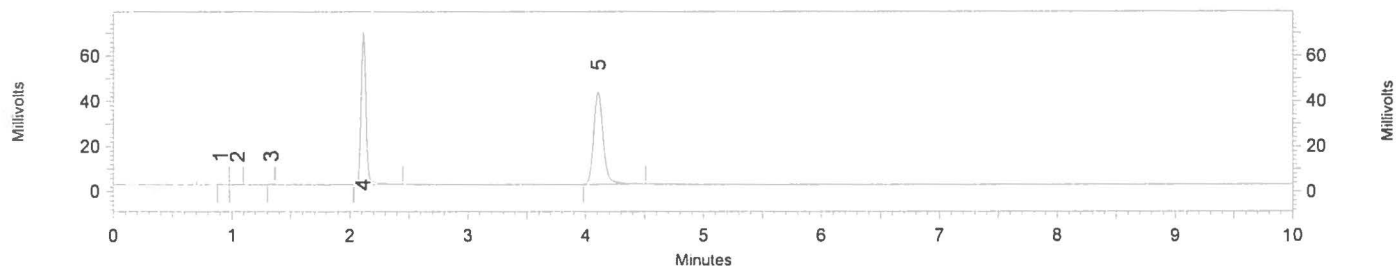
**Blood Alcohol Analysis Report**

Operator: **Ana Lilia Romero**  
 Acquired: 2/10/2014 3:02:14 PM  
 Sample: ELP-1312-02078-2  
 Vial : 53  
 Data File: C:\ChromQuest\Enterprise\Projects\Default\Data\BAC\ALRData\ALR020714\BAC\_ALR020714\_053.dat  
 Instrument: Thermo Trace GC Ultra/TriPlus HS (S/N: 320080876)

ALR

**Channel 1**Column: Restek Rtx-BAC1, 30 m x 0.53 mm x 3  $\mu$ m (SN: 1139213)

No.	Compound	Time (min.)	Peak Area (pA*s)	Conc. (g/100 ml)
1	Methanol	1.150	38357	0.0000
2	Acetaldehyde	1.287	24940	0.0000
3	Ethanol	1.452	1904727	0.2038
4	n-Propanol	2.422	2364160	1.0000

**Channel 2**Column: Restek Rtx-BAC2, 30 m x 0.53 mm x 2  $\mu$ m (SN: 1139862)

No.	Compound	Time (min.)	Peak Area (pA*s)	Conc. (g/100 ml)
1		0.908	6989	0.0000
2		1.050	7092	0.0000
3	Acetaldehyde	1.332	11403	0.0000
4	Ethanol	2.113	1917246	0.2021
5	n-Propanol	4.107	2310878	1.0000



**Texas Department of Public Safety  
El Paso Regional Crime Laboratory**

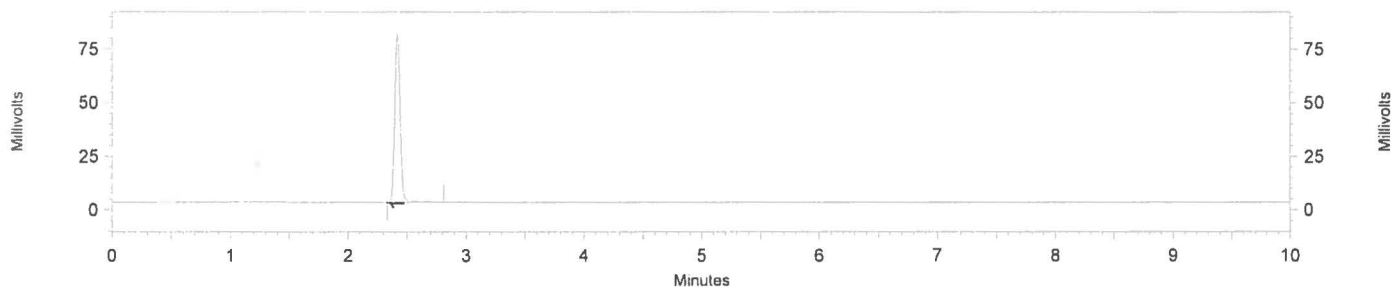
**Blood Alcohol Analysis Report**

ALR

Operator: Ana Lilia Romero  
 Acquired: 2/10/2014 3:15:44 PM  
 Sample: Method Blank (ALR 2013-09-27-198) ELP-1312-02079  
 Vial : 54  
 Data File: C:\ChromQuest\Enterprise\Projects\Default\Data\BAC\ALRData\ALR020714\BAC\_ALR020714\_054.dat  
 Instrument: Thermo Trace GC Ultra/TriPlus HS (S/N: 320080876)

**Channel 1**

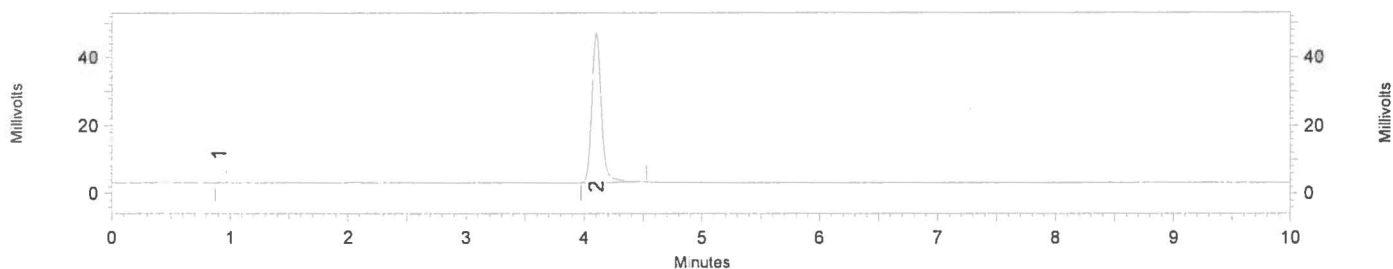
Column: Restek Rtx-BAC1, 30 m x 0.53 mm x 3  $\mu$ m (SN: 1139213)



No.	Compound	Time (min.)	Peak Area (pA*s)	Conc. (g/100 ml)
1	n-Propanol	2.417	2508836	1.0000

**Channel 2**

Column: Restek Rtx-BAC2, 30 m x 0.53 mm x 2  $\mu$ m (SN: 1139862)



No.	Compound	Time (min.)	Peak Area (pA*s)	Conc. (g/100 ml)
1		0.905	4867	0.0000
2	n-Propanol	4.102	2497509	1.0000

**Texas Department of Public Safety**  
**El Paso Regional Crime Laboratory**

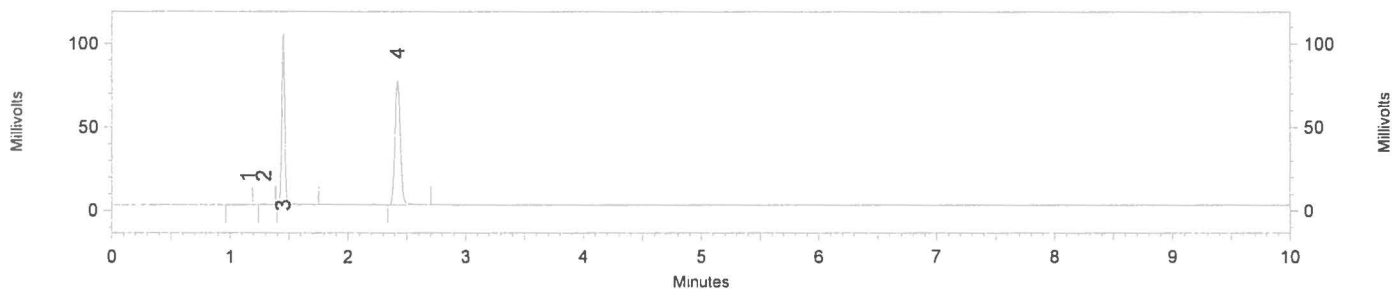
**Blood Alcohol Analysis Report**

Operator: **Ana Lilia Romero**  
 Acquired: 2/10/2014 3:29:16 PM  
 Sample: ELP-1312-02079-1  
 Vial : 55  
 Data File: C:\ChromQuest\Enterprise\Projects\Default\Data\BAC\ALRData\ALR020714\BAC\_ALR020714\_055.dat  
 Instrument: Thermo Trace GC Ultra/TriPlus HS (S/N: 320080876)

*ALR*

**Channel 1**

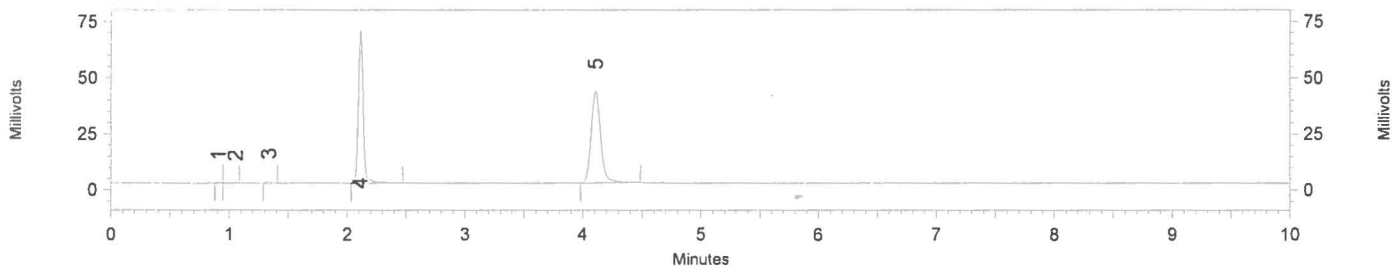
Column: Restek Rtx-BAC1, 30 m x 0.53 mm x 3  $\mu$ m (SN: 1139213)



No.	Compound	Time (min.)	Peak Area (pA*s)	Conc. (g/100 ml)
1	Methanol	1.150	19649	0.0000
2	Acetaldehyde	1.287	19756	0.0000
3	Ethanol	1.452	1919858	0.2050
4	n-Propanol	2.422	2368545	1.0000

**Channel 2**

Column: Restek Rtx-BAC2, 30 m x 0.53 mm x 2  $\mu$ m (SN: 1139862)



No.	Compound	Time (min.)	Peak Area (pA*s)	Conc. (g/100 ml)
1		0.910	6548	0.0000
2		1.052	7656	0.0000
3	Acetaldehyde	1.335	16583	0.0000
4	Ethanol	2.113	1941639	0.2050
5	n-Propanol	4.105	2307602	1.0000

**Texas Department of Public Safety  
El Paso Regional Crime Laboratory**

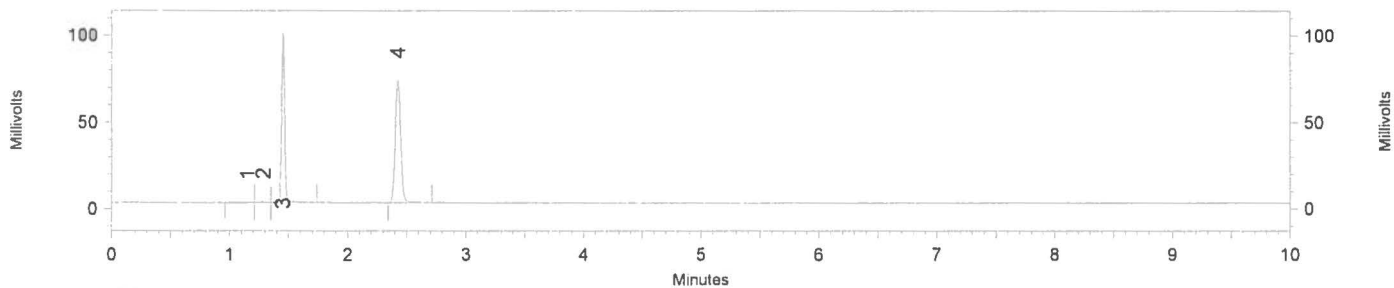
**Blood Alcohol Analysis Report**

*AR*

Operator: **Ana Lilia Romero**  
 Acquired: 2/10/2014 3:42:43 PM  
 Sample: ELP-1312-02079-2  
 Vial : 56  
 Data File: C:\ChromQuest\Enterprise\Projects\Default\Data\BAC\ALRData\ALR020714\BAC\_ALR020714\_056.dat  
 Instrument: Thermo Trace GC Ultra/TriPlus HS (S/N: 320080876)

**Channel 1**

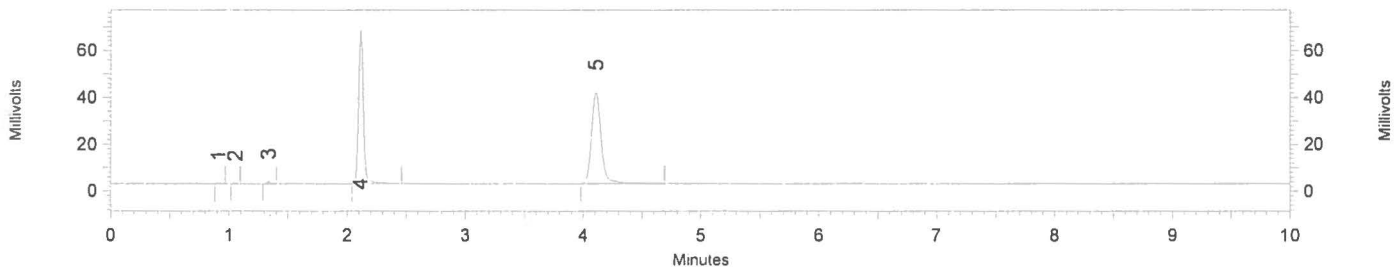
Column: Restek Rtx-BAC1, 30 m x 0.53 mm x 3  $\mu$ m (SN: 1139213)



No.	Compound	Time (min.)	Peak Area (pA*s)	Conc. (g/100 ml)
1	Methanol	1.150	37591	0.0000
2	Acetaldehyde	1.288	27238	0.0000
3	Ethanol	1.452	1850011	0.2066
4	n-Propanol	2.423	2264863	1.0000

**Channel 2**

Column: Restek Rtx-BAC2, 30 m x 0.53 mm x 2  $\mu$ m (SN: 1139862)



No.	Compound	Time (min.)	Peak Area (pA*s)	Conc. (g/100 ml)
1		0.910	6554	0.0000
2		1.052	5353	0.0000
3	Acetaldehyde	1.335	15659	0.0000
4	Ethanol	2.115	1866141	0.2023
5	n-Propanol	4.108	2247781	1.0000

# Texas Department of Public Safety El Paso Regional Crime Laboratory

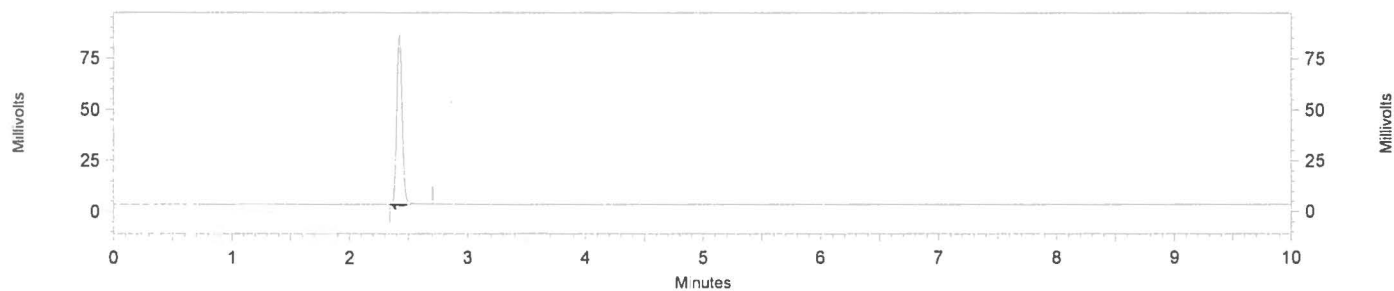
## Blood Alcohol Analysis Report

*MR*

**Operator:** Ana Lilia Romero  
**Acquired:** 2/10/2014 3:56:15 PM  
**Sample:** Method Blank (ALR 2013-09-27-198) ELP-1312-02080  
**Vial :** 57  
**Data File:** C:\ChromQuest\Enterprise\Projects\Default\Data\BAC\ALRData\ALR020714\BAC\_ALR020714\_057.dat  
**Instrument:** Thermo Trace GC Ultra/TriPlus HS (S/N: 320080876)

### Channel 1

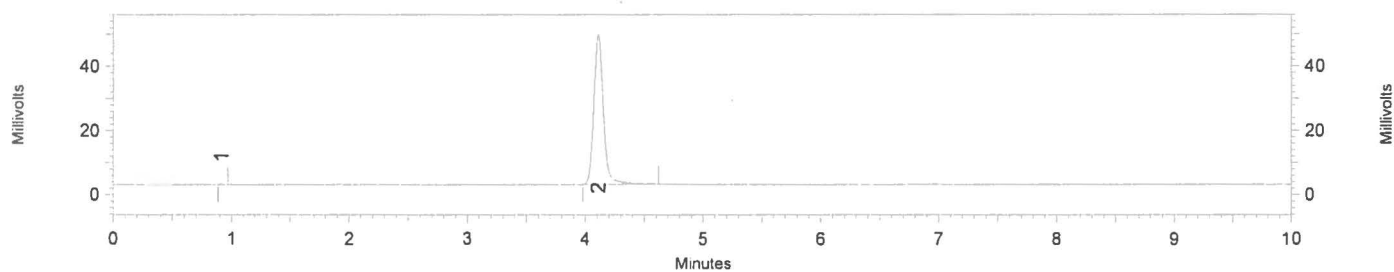
**Column:** Restek Rtx-BAC1, 30 m x 0.53 mm x 3  $\mu$ m (SN: 1139213)



No.	Compound	Time (min.)	Peak Area (pA*s)	Conc. (g/100 ml)
1	n-Propanol	2.423	2635500	1.0000

### Channel 2

**Column:** Restek Rtx-BAC2, 30 m x 0.53 mm x 2  $\mu$ m (SN: 1139862)



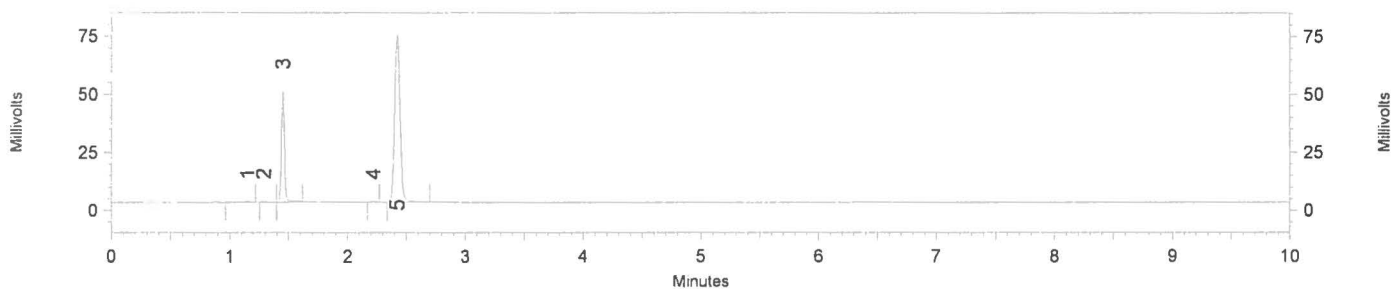
No.	Compound	Time (min.)	Peak Area (pA*s)	Conc. (g/100 ml)
1		0.912	5483	0.0000
2	n-Propanol	4.110	2656086	1.0000

**Texas Department of Public Safety  
El Paso Regional Crime Laboratory**

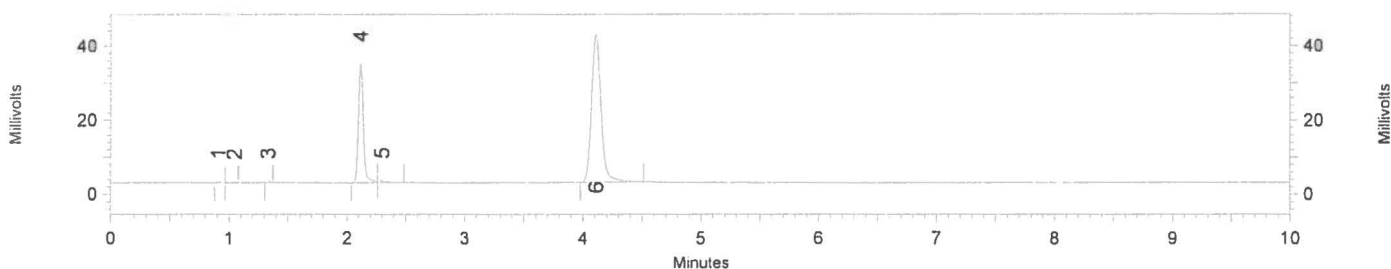
**Blood Alcohol Analysis Report**

AR

Operator: Ana Lilia Romero  
 Acquired: 2/10/2014 4:09:45 PM  
 Sample: ELP-1312-02080-1  
 Vial : 58  
 Data File: C:\ChromQuest\Enterprise\Projects\Default\Data\BAC\ALRData\ALR020714\BAC\_ALR020714\_058.dat  
 Instrument: Thermo Trace GC Ultra/TriPlus HS (S/N: 320080876)

**Channel 1**Column: Restek Rtx-BAC1, 30 m x 0.53 mm x 3  $\mu$ m (SN: 1139213)

No.	Compound	Time (min.)	Peak Area (pA*s)	Conc. (g/100 ml)
1	Methanol	1.152	21109	0.0000
2	Acetaldehyde	1.292	12259	0.0000
3	Ethanol	1.453	895347	0.0988
4	Acetone	2.220	12969	0.0000
5	n-Propanol	2.423	2291170	1.0000

**Channel 2**Column: Restek Rtx-BAC2, 30 m x 0.53 mm x 2  $\mu$ m (SN: 1139862)

No.	Compound	Time (min.)	Peak Area (pA*s)	Conc. (g/100 ml)
1		0.910	6453	0.0000
2		1.048	5948	0.0000
3	Acetaldehyde	1.335	9086	0.0000
4	Ethanol	2.115	930841	0.1003
5	Acetone	2.297	28279	0.0000
6	n-Propanol	4.110	2260929	1.0000

**Texas Department of Public Safety  
El Paso Regional Crime Laboratory**

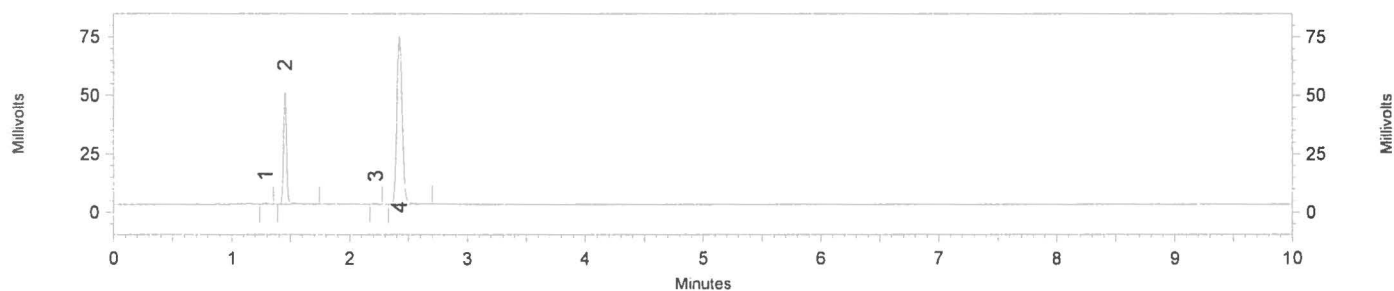
**Blood Alcohol Analysis Report**

*ALR*

Operator: **Ana Lilia Romero**  
 Acquired: 2/10/2014 4:23:16 PM  
 Sample: ELP-1312-02080-2  
 Vial : 59  
 Data File: C:\ChromQuest\Enterprise\Projects\Default\Data\BAC\ALRData\ALR020714\BAC\_ALR020714\_059.dat  
 Instrument: Thermo Trace GC Ultra/TriPlus HS (S/N: 320080876)

**Channel 1**

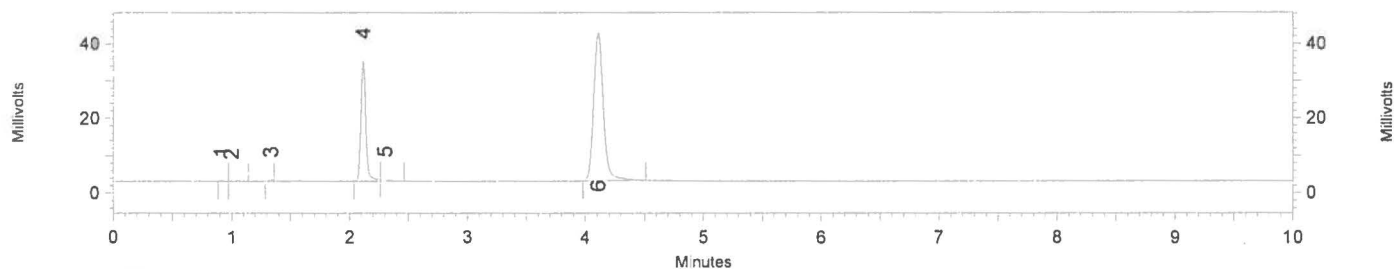
Column: Restek Rtx-BAC1, 30 m x 0.53 mm x 3  $\mu$ m (SN: 1139213)



No.	Compound	Time (min.)	Peak Area (pA*s)	Conc. (g/100 ml)
1	Acetaldehyde	1.288	10979	0.0000
2	Ethanol	1.453	912879	0.1006
3	Acetone	2.218	12701	0.0000
4	n-Propanol	2.423	2294533	1.0000

**Channel 2**

Column: Restek Rtx-BAC2, 30 m x 0.53 mm x 2  $\mu$ m (SN: 1139862)



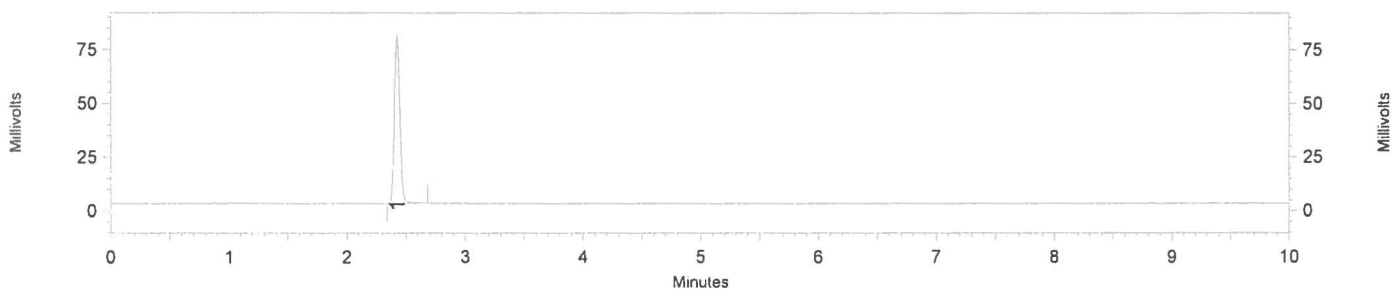
No.	Compound	Time (min.)	Peak Area (pA*s)	Conc. (g/100 ml)
1		0.910	6202	0.0000
2		0.993	6512	0.0000
3	Acetaldehyde	1.333	9340	0.0000
4	Ethanol	2.115	933607	0.1007
5	Acetone	2.300	24913	0.0000
6	n-Propanol	4.108	2259806	1.0000

**Texas Department of Public Safety  
El Paso Regional Crime Laboratory**

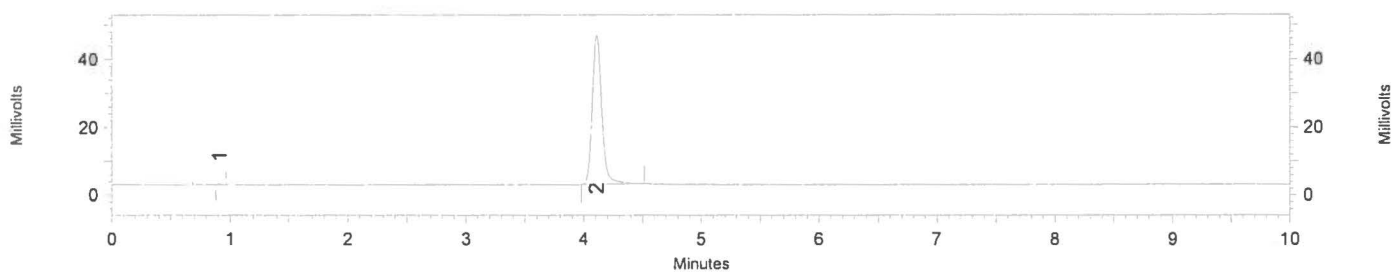
**Blood Alcohol Analysis Report**

Operator: **Ana Lilia Romero**  
 Acquired: 2/10/2014 4:36:48 PM  
 Sample: Method Blank (ALR 2013-09-27-198) ELP-1312-02082  
 Vial : 60  
 Data File: C:\ChromQuest\Enterprise\Projects\Default\Data\BAC\ALRData\ALR020714\BAC\_ALR020714\_060.dat  
 Instrument: Thermo Trace GC Ultra/TriPlus HS (S/N: 320080876)

AR

**Channel 1**Column: Restek Rtx-BAC1, 30 m x 0.53 mm x 3  $\mu$ m (SN: 1139213)

No.	Compound	Time (min.)	Peak Area (pA*s)	Conc. (g/100 ml)
1	n-Propanol	2.425	2479098	1.0000

**Channel 2**Column: Restek Rtx-BAC2, 30 m x 0.53 mm x 2  $\mu$ m (SN: 1139862)

No.	Compound	Time (min.)	Peak Area (pA*s)	Conc. (g/100 ml)
1		0.910	5300	0.0000
2	n-Propanol	4.108	2478561	1.0000

**Texas Department of Public Safety  
El Paso Regional Crime Laboratory**

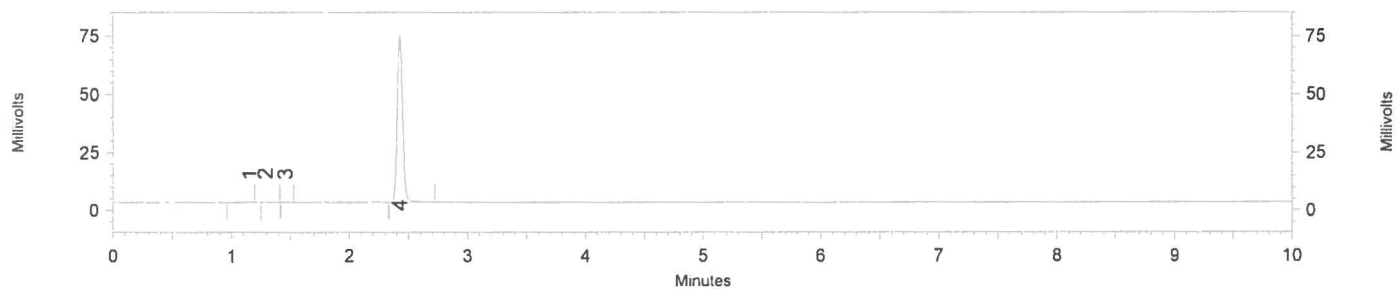
**Blood Alcohol Analysis Report**

ALR

**Operator:** Ana Lilia Romero  
**Acquired:** 2/10/2014 4:50:20 PM  
**Sample:** ELP-1312-02082-1  
**Vial :** 61  
**Data File:** C:\ChromQuest\Enterprise\Projects\Default\Data\BAC\ALRData\VALR020714\BAC\_ALR020714\_061.dat  
**Instrument:** Thermo Trace GC Ultra/TriPlus HS (S/N: 320080876)

**Channel 1**

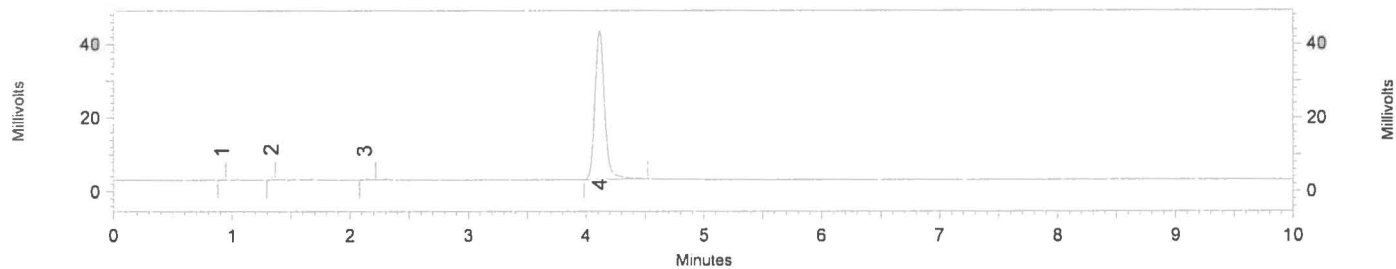
**Column:** Restek Rtx-BAC1, 30 m x 0.53 mm x 3  $\mu$ m (SN: 1139213)



No.	Compound	Time (min.)	Peak Area (pA*s)	Conc. (g/100 ml)
1	Methanol	1.153	18332	0.0000
2	Acetaldehyde	1.292	17063	0.0000
3	Ethanol	1.458	13483	0.0015
4	n-Propanol	2.427	2291652	1.0000

**Channel 2**

**Column:** Restek Rtx-BAC2, 30 m x 0.53 mm x 2  $\mu$ m (SN: 1139862)



No.	Compound	Time (min.)	Peak Area (pA*s)	Conc. (g/100 ml)
1		0.912	5311	0.0000
2	Acetaldehyde	1.337	12752	0.0000
3	Ethanol	2.123	14607	0.0016
4	n-Propanol	4.112	2293439	1.0000



**Texas Department of Public Safety**  
**El Paso Regional Crime Laboratory**

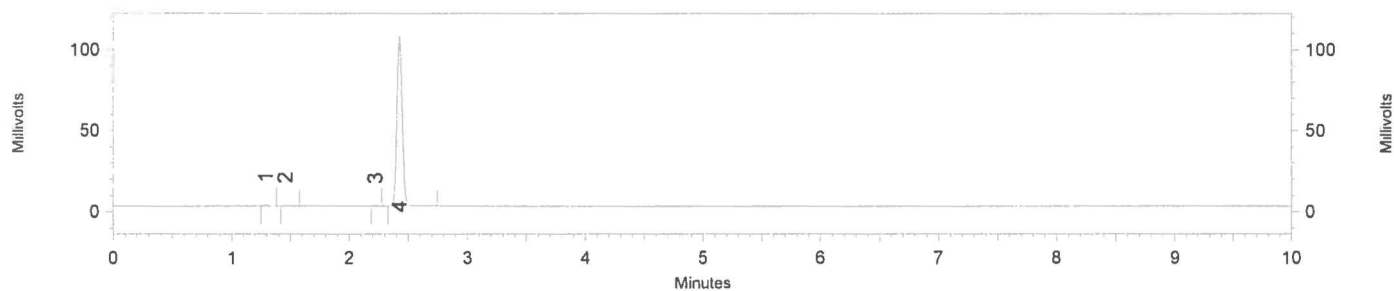
**Blood Alcohol Analysis Report**

*ALR*

Operator: Ana Lilia Romero  
 Acquired: 2/10/2014 5:03:53 PM  
 Sample: ELP-1312-02082-2  
 Vial: 62  
 Data File: C:\ChromQuest\Enterprise\Projects\Default\Data\BAC\ALRData\ALR020714\BAC\_ALR020714\_062.dat  
 Instrument: Thermo Trace GC Ultra/TriPlus HS (S/N: 320080876)

**Channel 1**

Column: Restek Rtx-BAC1, 30 m x 0.53 mm x 3  $\mu$ m (SN: 1139213)

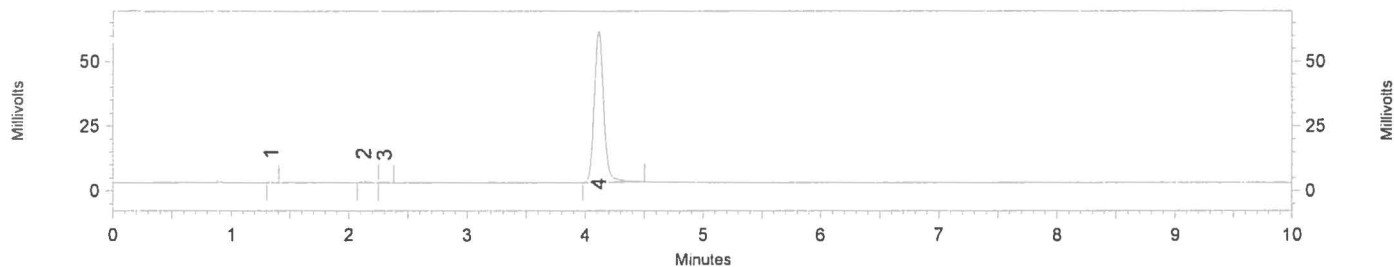


Trace No. 1: Channel 1 (Acetylaldehyde, Ethanol, Acetone, n-Propanol)

No.	Compound	Time (min.)	Peak Area (pA*s)	Conc. (g/100 ml)
1	Acetaldehyde	1.292	18410	0.0000
2	Ethanol	1.457	21634	0.0017
3	Acetone	2.222	9083	0.0000
4	n-Propanol	2.427	3310972	1.0000

**Channel 2**

Column: Restek Rtx-BAC2, 30 m x 0.53 mm x 2  $\mu$ m (SN: 1139862)



Trace No. 2: Channel 2 (Acetylaldehyde, Ethanol, Acetone, n-Propanol)

No.	Compound	Time (min.)	Peak Area (pA*s)	Conc. (g/100 ml)
1	Acetaldehyde	1.338	15556	0.0000
2	Ethanol	2.127	25647	0.0019
3	Acetone	2.303	10734	0.0000
4	n-Propanol	4.113	3268124	1.0000

**Texas Department of Public Safety  
El Paso Regional Crime Laboratory**

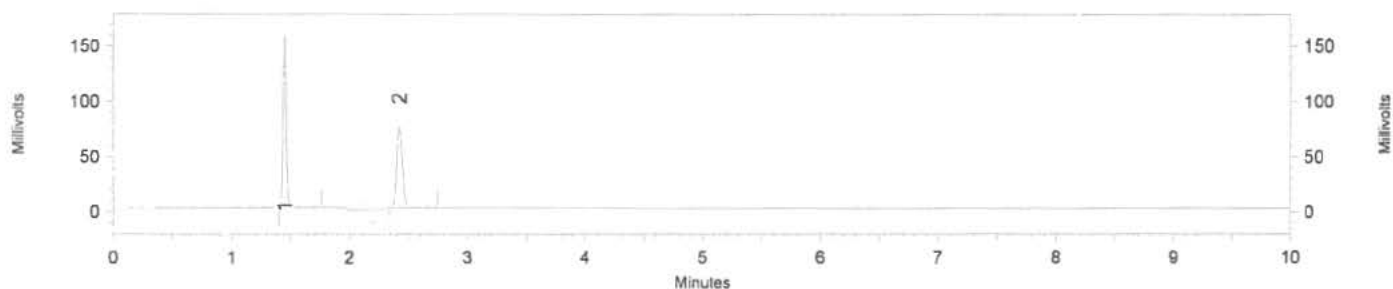
**Blood Alcohol Analysis Report**

Operator: Ana Lilia Romero  
 Acquired: 2/10/2014 5:17:26 PM  
 Sample: 0.300 Control (Cerilliant FN 121510-01)  
 Vial: 63  
 Data File: C:\ChromQuest\Enterprise\Projects\Default\Data\BAC\ALRData\ALR020714\BAC\_ALR020714\_063.dat  
 Instrument: Thermo Trace GC Ultra/TriPlus HS (S/N: 320080876)

ALR

**Channel 1**

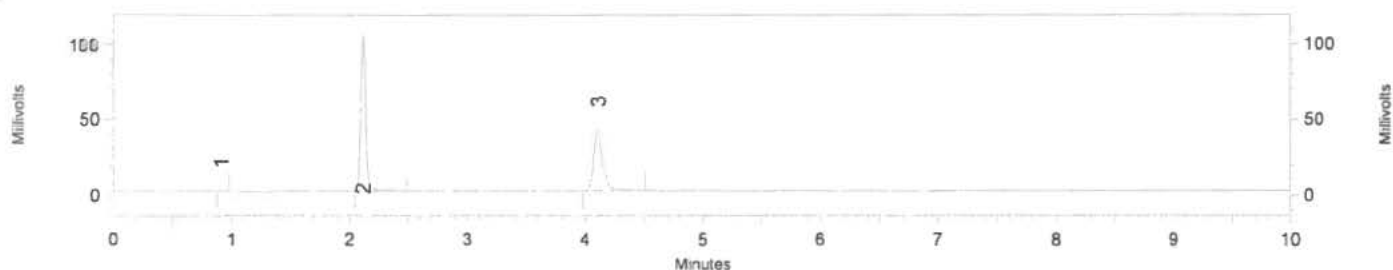
Column: Restek Rtx-BAC1, 30 m x 0.53 mm x 3  $\mu$ m (SN: 1139213)



No.	Compound	Time (min.)	Peak Area (pA*s)	Conc. (g/100 ml)
1	Ethanol	1.453	2905947	0.3080
2	n-Propanol	2.427	2386573	1.0000

**Channel 2**

Column: Restek Rtx-BAC2, 30 m x 0.53 mm x 2  $\mu$ m (SN: 1139862)



No.	Compound	Time (min.)	Peak Area (pA*s)	Conc. (g/100 ml)
1		0.912	5397	0.0000
2	Ethanol	2.117	2887035	0.3038
3	n-Propanol	4.113	2315097	1.0000

**Texas Department of Public Safety  
El Paso Regional Crime Laboratory**

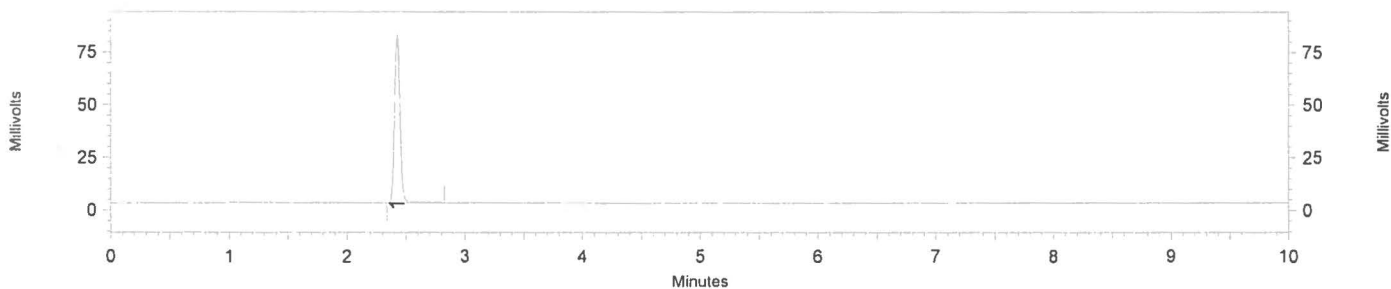
**Blood Alcohol Analysis Report**

AR

**Operator:** Ana Lilia Romero  
**Acquired:** 2/10/2014 5:31:00 PM  
**Sample:** Method Blank (ALR 2013-09-27-198) ELP-1312-02083  
**Vial :** 64  
**Data File:** C:\ChromQuest\Enterprise\Projects\Default\Data\BAC\ALRData\ALR020714\BAC\_ALR020714\_064.dat  
**Instrument:** Thermo Trace GC Ultra/TriPlus HS (S/N: 320080876)

**Channel 1**

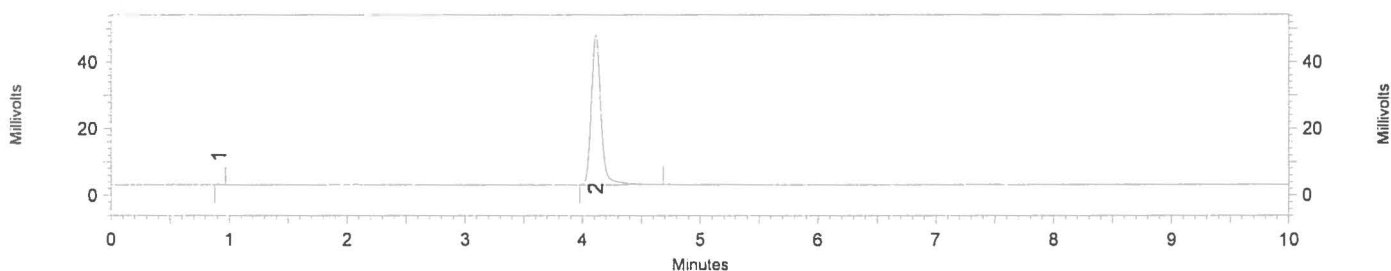
**Column:** Restek Rtx-BAC1, 30 m x 0.53 mm x 3  $\mu$ m (SN: 1139213)



No.	Compound	Time (min.)	Peak Area (pA*s)	Conc. (g/100 ml)
1	n-Propanol	2.427	2561876	1.0000

**Channel 2**

**Column:** Restek Rtx-BAC2, 30 m x 0.53 mm x 2  $\mu$ m (SN: 1139862)



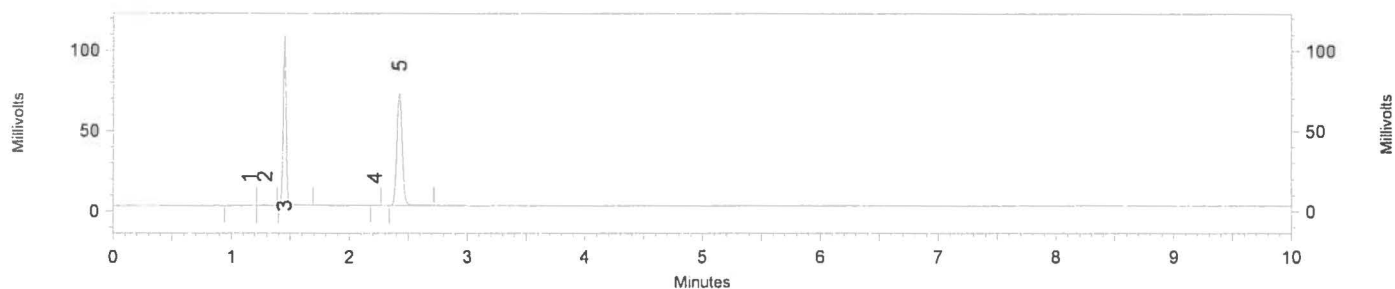
No.	Compound	Time (min.)	Peak Area (pA*s)	Conc. (g/100 ml)
1		0.912	5469	0.0000
2	n-Propanol	4.113	2578671	1.0000

**Texas Department of Public Safety  
El Paso Regional Crime Laboratory**

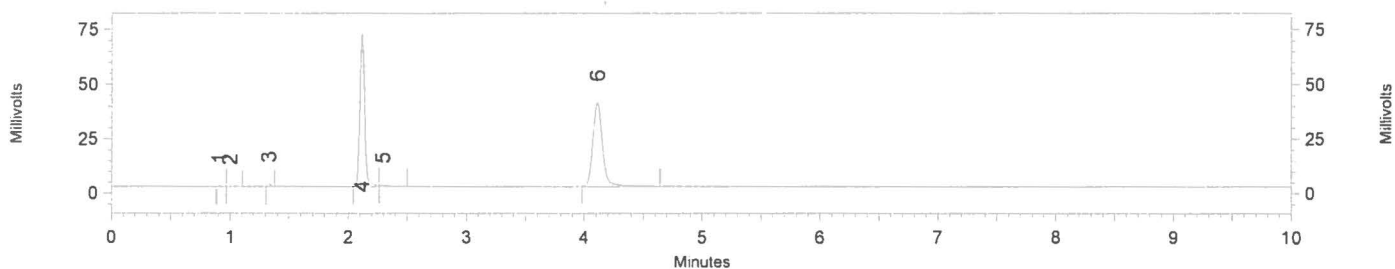
**Blood Alcohol Analysis Report**

ALR

Operator: Ana Lilia Romero  
 Acquired: 2/10/2014 5:44:32 PM  
 Sample: ELP-1312-02083-1  
 Vial : 65  
 Data File: C:\ChromQuest\Enterprise\Projects\Default\Data\BAC\ALRData\ALR020714\BAC\_ALR020714\_065.dat  
 Instrument: Thermo Trace GC Ultra/TriPlus HS (S/N: 320080876)

**Channel 1**Column: Restek Rtx-BAC1, 30 m x 0.53 mm x 3  $\mu$ m (SN: 1139213)

No.	Compound	Time (min.)	Peak Area (pA*s)	Conc. (g/100 ml)
1	Methanol	1.152	26851	0.0000
2	Acetaldehyde	1.287	25735	0.0000
3	Ethanol	1.452	1963634	0.2229
4	Acetone	2.217	9449	0.0000
5	n-Propanol	2.423	2227963	1.0000

**Channel 2**Column: Restek Rtx-BAC2, 30 m x 0.53 mm x 2  $\mu$ m (SN: 1139862)

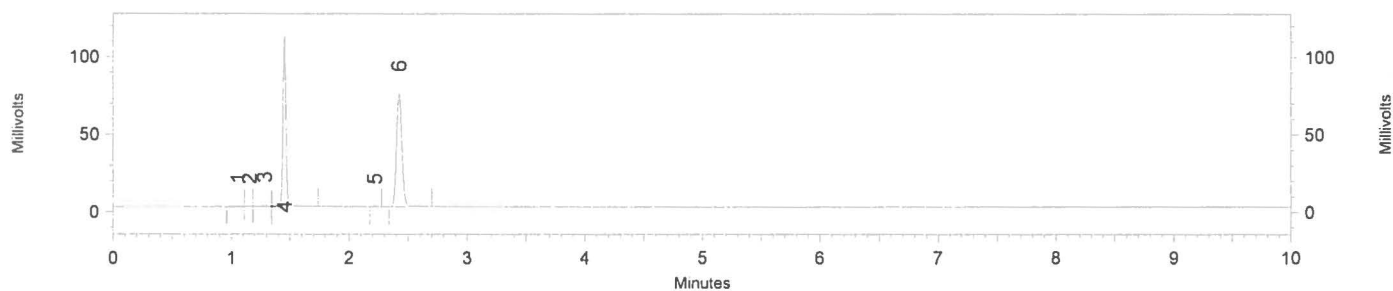
No.	Compound	Time (min.)	Peak Area (pA*s)	Conc. (g/100 ml)
1		0.910	5814	0.0000
2		0.997	5620	0.0000
3	Acetaldehyde	1.333	17928	0.0000
4	Ethanol	2.115	1962408	0.2172
5	Acetone	2.293	32859	0.0000
6	n-Propanol	4.110	2201296	1.0000

**Texas Department of Public Safety**  
**El Paso Regional Crime Laboratory**

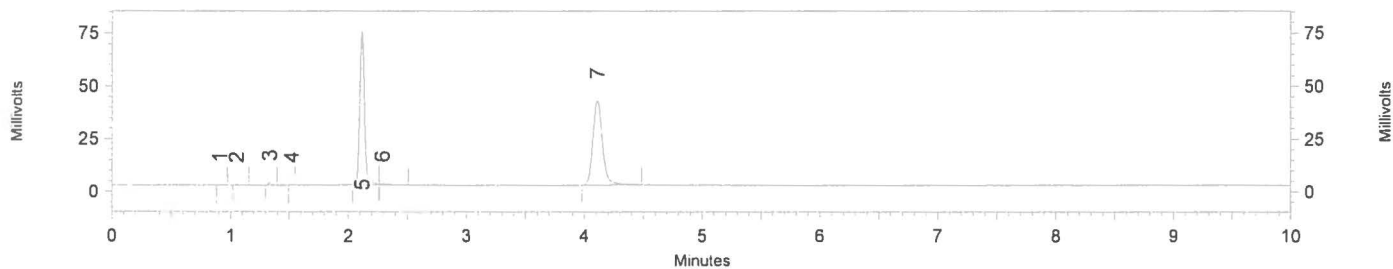
**Blood Alcohol Analysis Report**

ALR

Operator: Ana Lilia Romero  
 Acquired: 2/10/2014 5:58:05 PM  
 Sample: ELP-1312-02083-2  
 Vial : 66  
 Data File: C:\ChromQuest\Enterprise\Projects\Default\Data\BAC\ALRData\ALR020714\BAC\_ALR020714\_066.dat  
 Instrument: Thermo Trace GC Ultra/TriPlus HS (S/N: 320080876)

**Channel 1**Column: Restek Rtx-BAC1, 30 m x 0.53 mm x 3  $\mu$ m (SN: 1139213)

No.	Compound	Time (min.)	Peak Area (pA*s)	Conc. (g/100 ml)
1		1.058	24288	0.0000
2	Methanol	1.155	14157	0.0000
3	Acetaldehyde	1.288	34067	0.0000
4	Ethanol	1.453	2052378	0.2233
5	Acetone	2.220	10101	0.0000
6	n-Propanol	2.425	2324500	1.0000

**Channel 2**Column: Restek Rtx-BAC2, 30 m x 0.53 mm x 2  $\mu$ m (SN: 1139862)

No.	Compound	Time (min.)	Peak Area (pA*s)	Conc. (g/100 ml)
1		0.910	5740	0.0000
2		1.053	5628	0.0000
3	Acetaldehyde	1.335	19954	0.0000
4		1.522	5600	0.0000
5	Ethanol	2.117	2034594	0.2186
6	Acetone	2.288	32160	0.0000
7	n-Propanol	4.110	2267673	1.0000

**Texas Department of Public Safety  
El Paso Regional Crime Laboratory**

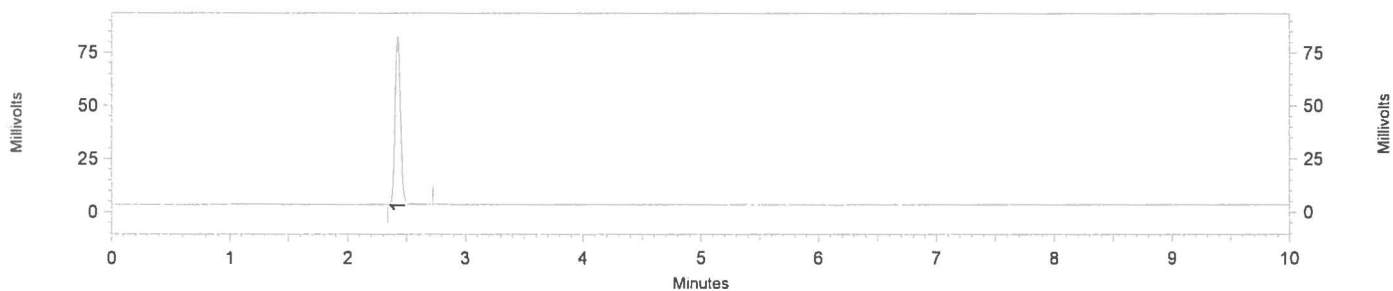
**Blood Alcohol Analysis Report**

*AR*

**Operator:** Ana Lilia Romero  
**Acquired:** 2/10/2014 6:11:37 PM  
**Sample:** Method Blank (ALR 2013-09-27-198) ELP-1312-02084  
**Vial :** 67  
**Data File:** C:\ChromQuest\Enterprise\Projects\Default\Data\BAC\ALRData\ALR020714\BAC\_ALR020714\_067.dat  
**Instrument:** Thermo Trace GC Ultra/TriPlus HS (S/N: 320080876)

**Channel 1**

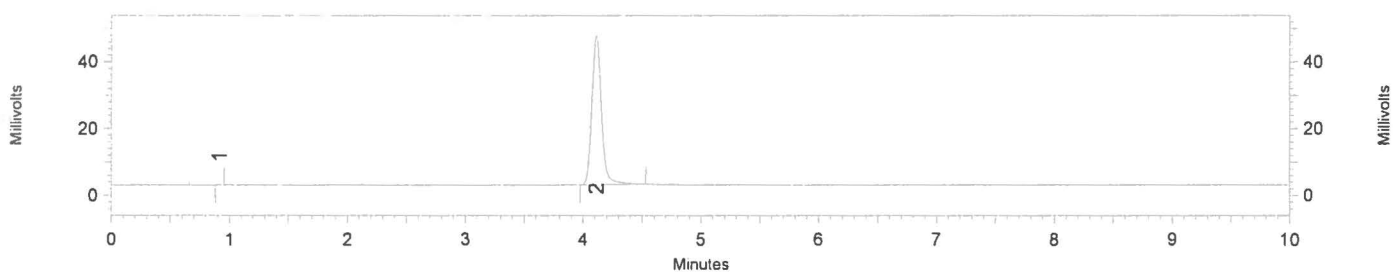
**Column:** Restek Rtx-BAC1, 30 m x 0.53 mm x 3  $\mu$ m (SN: 1139213)



No.	Compound	Time (min.)	Peak Area (pA*s)	Conc. (g/100 ml)
1	n-Propanol	2.425	2534493	1.0000

**Channel 2**

**Column:** Restek Rtx-BAC2, 30 m x 0.53 mm x 2  $\mu$ m (SN: 1139862)



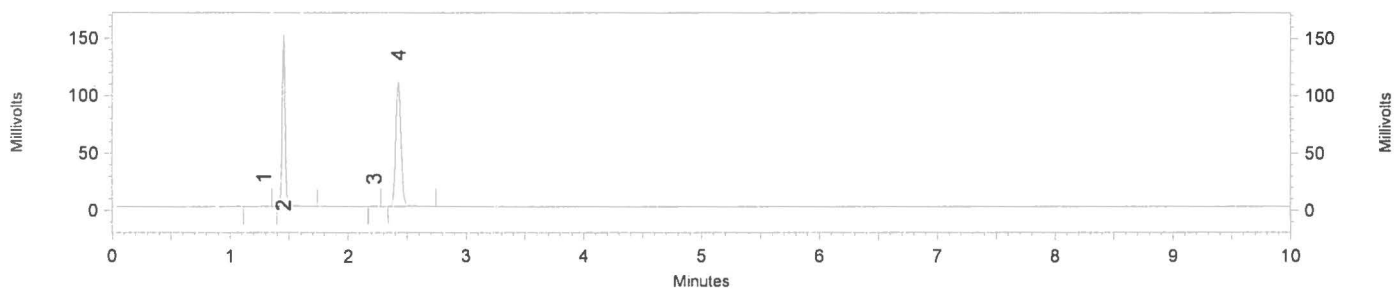
No.	Compound	Time (min.)	Peak Area (pA*s)	Conc. (g/100 ml)
1		0.912	4984	0.0000
2	n-Propanol	4.113	2534459	1.0000

**Texas Department of Public Safety  
El Paso Regional Crime Laboratory**

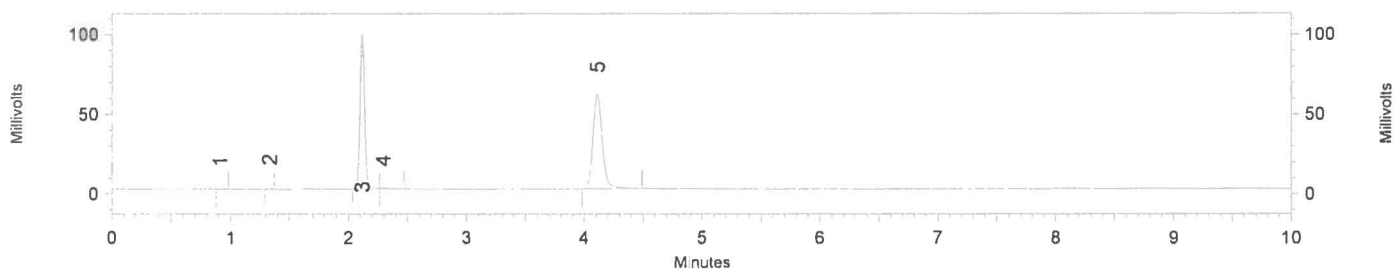
**Blood Alcohol Analysis Report**

ALR

Operator: Ana Lilia Romero  
 Acquired: 2/10/2014 6:25:08 PM  
 Sample: ELP-1312-02084-1  
 Vial : 68  
 Data File: C:\ChromQuest\Enterprise\Projects\Default\Data\BAC\ALRData\ALR020714\BAC\_ALR020714\_068.dat  
 Instrument: Thermo Trace GC Ultra/TriPlus HS (S/N: 320080876)

**Channel 1**Column: Restek Rtx-BAC1, 30 m x 0.53 mm x 3  $\mu$ m (SN: 1139213)

No.	Compound	Time (min.)	Peak Area (pA*s)	Conc. (g/100 ml)
1	Acetaldehyde	1.288	31167	0.0000
2	Ethanol	1.453	2709600	0.2003
3	Acetone	2.222	14766	0.0000
4	n-Propanol	2.425	3421548	1.0000

**Channel 2**Column: Restek Rtx-BAC2, 30 m x 0.53 mm x 2  $\mu$ m (SN: 1139862)

No.	Compound	Time (min.)	Peak Area (pA*s)	Conc. (g/100 ml)
1		0.912	5801	0.0000
2	Acetaldehyde	1.335	21717	0.0000
3	Ethanol	2.117	2671147	0.1967
4	Acetone	2.295	39209	0.0000
5	n-Propanol	4.112	3307793	1.0000

**Texas Department of Public Safety  
El Paso Regional Crime Laboratory**

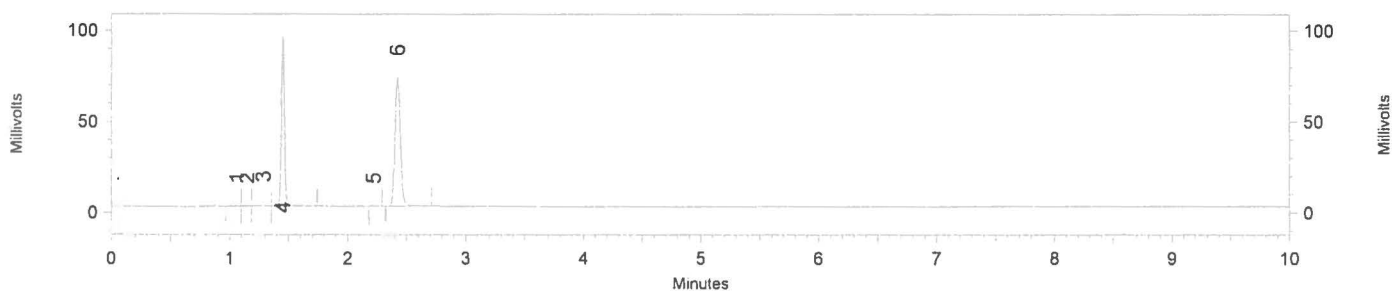
**Blood Alcohol Analysis Report**

ALR

Operator: Ana Lilia Romero  
 Acquired: 2/10/2014 6:38:36 PM  
 Sample: ELP-1312-02084-2  
 Vial : 69  
 Data File: C:\ChromQuest\Enterprise\Projects\Default\Data\BAC\ALRData\ALR020714\BAC\_ALR020714\_069.dat  
 Instrument: Thermo Trace GC Ultra/TriPlus HS (S/N: 320080876)

**Channel 1**

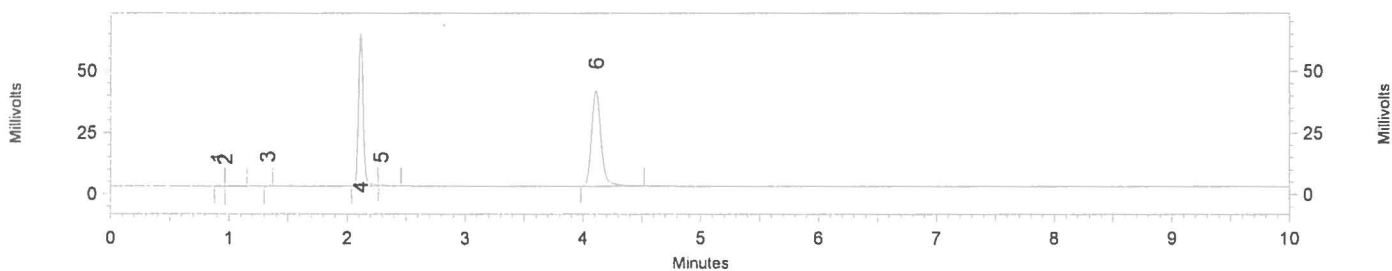
Column: Restek Rtx-BAC1, 30 m x 0.53 mm x 3  $\mu$ m (SN: 1139213)



No.	Compound	Time (min.)	Peak Area (pA*s)	Conc. (g/100 ml)
1		1.060	23953	0.0000
2	Methanol	1.152	18578	0.0000
3	Acetaldehyde	1.288	36188	0.0000
4	Ethanol	1.452	1757568	0.1964
5	Acetone	2.223	10378	0.0000
6	n-Propanol	2.423	2263555	1.0000

**Channel 2**

Column: Restek Rtx-BAC2, 30 m x 0.53 mm x 2  $\mu$ m (SN: 1139862)



No.	Compound	Time (min.)	Peak Area (pA*s)	Conc. (g/100 ml)
1		0.910	7065	0.0000
2		0.968	6993	0.0000
3	Acetaldehyde	1.333	16305	0.0000
4	Ethanol	2.115	1745493	0.1918
5	Acetone	2.288	28389	0.0000
6	n-Propanol	4.110	2217746	1.0000



**Texas Department of Public Safety  
El Paso Regional Crime Laboratory**

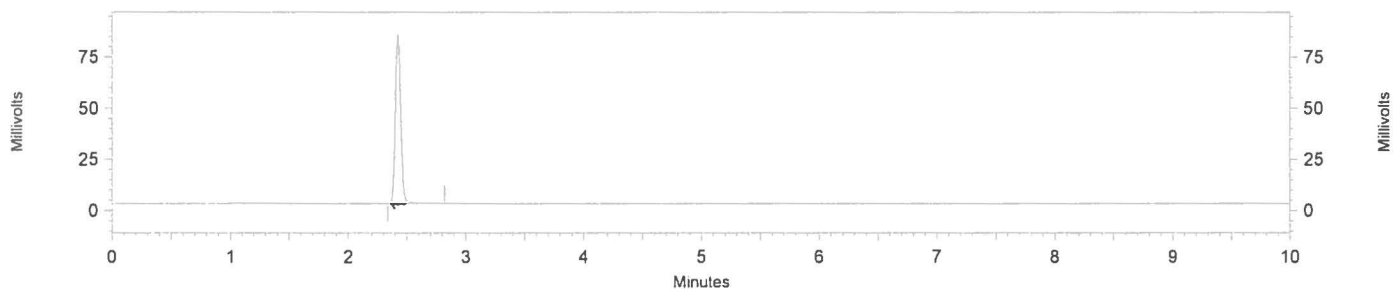
**Blood Alcohol Analysis Report**

*ALR*

Operator: **Ana Lilia Romero**  
 Acquired: 2/10/2014 6:52:03 PM  
 Sample: Method Blank (ALR 2013-09-27-198) ELP-1312-02085  
 Vial : 70  
 Data File: C:\ChromQuest\Enterprise\Projects\Default\Data\BAC\ALRData\ALR020714\BAC\_ALR020714\_070.dat  
 Instrument: Thermo Trace GC Ultra/TriPlus HS (S/N: 320080876)

**Channel 1**

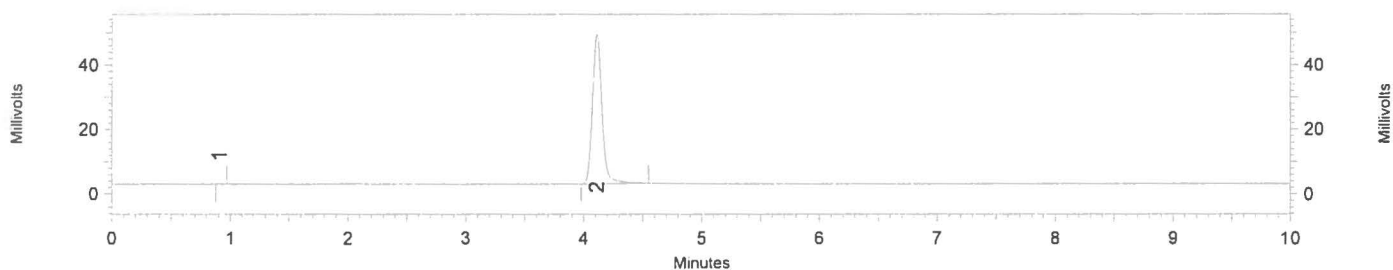
Column: Restek Rtx-BAC1, 30 m x 0.53 mm x 3  $\mu$ m (SN: 1139213)



No.	Compound	Time (min.)	Peak Area (pA*s)	Conc. (g/100 ml)
1	n-Propanol	2.425	2641840	1.0000

**Channel 2**

Column: Restek Rtx-BAC2, 30 m x 0.53 mm x 2  $\mu$ m (SN: 1139862)



No.	Compound	Time (min.)	Peak Area (pA*s)	Conc. (g/100 ml)
1		0.908	5515	0.0000
2	n-Propanol	4.110	2632265	1.0000

**Texas Department of Public Safety**  
**El Paso Regional Crime Laboratory**

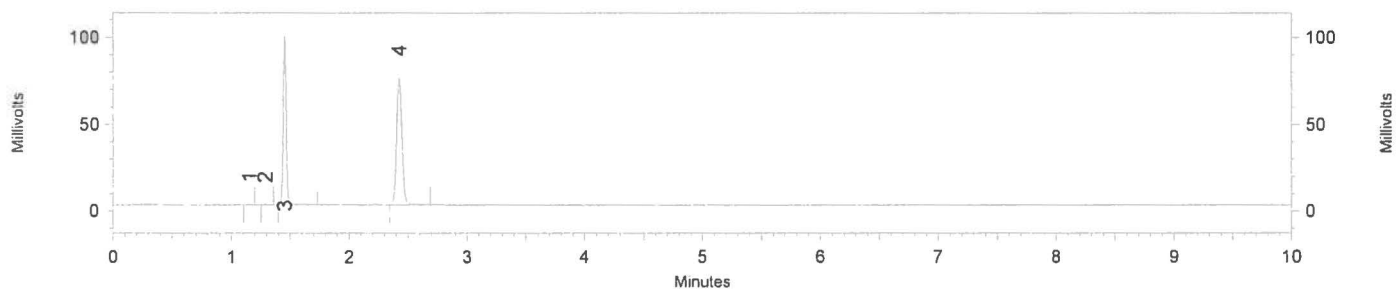
*ALR*

**Blood Alcohol Analysis Report**

**Operator:** Ana Lilia Romero  
**Acquired:** 2/10/2014 7:05:28 PM  
**Sample:** ELP-1312-02085-1  
**Vial :** 71  
**Data File:** C:\ChromQuest\Enterprise\Projects\Default\Data\BAC\ALRData\ALR020714\BAC\_ALR020714\_071.dat  
**Instrument:** Thermo Trace GC Ultra/TriPlus HS (S/N: 320080876)

**Channel 1**

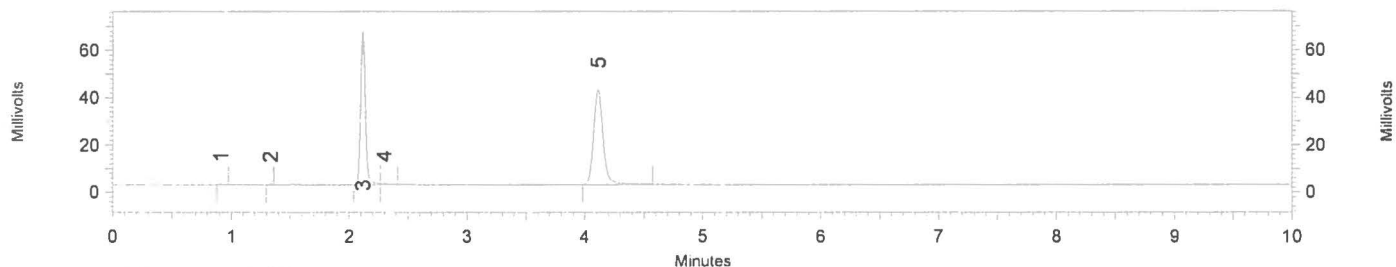
**Column:** Restek Rtx-BAC1, 30 m x 0.53 mm x 3  $\mu$ m (SN: 1139213)



No.	Compound	Time (min.)	Peak Area (pA*s)	Conc. (g/100 ml)
1	Methanol	1.153	7625	0.0000
2	Acetaldehyde	1.290	8811	0.0000
3	Ethanol	1.453	1829744	0.1992
4	n-Propanol	2.425	2323605	1.0000

**Channel 2**

**Column:** Restek Rtx-BAC2, 30 m x 0.53 mm x 2  $\mu$ m (SN: 1139862)



No.	Compound	Time (min.)	Peak Area (pA*s)	Conc. (g/100 ml)
1		0.912	6308	0.0000
2	Acetaldehyde	1.333	7070	0.0000
3	Ethanol	2.117	1821113	0.1939
4	Acetone	2.297	23428	0.0000
5	n-Propanol	4.112	2287927	1.0000

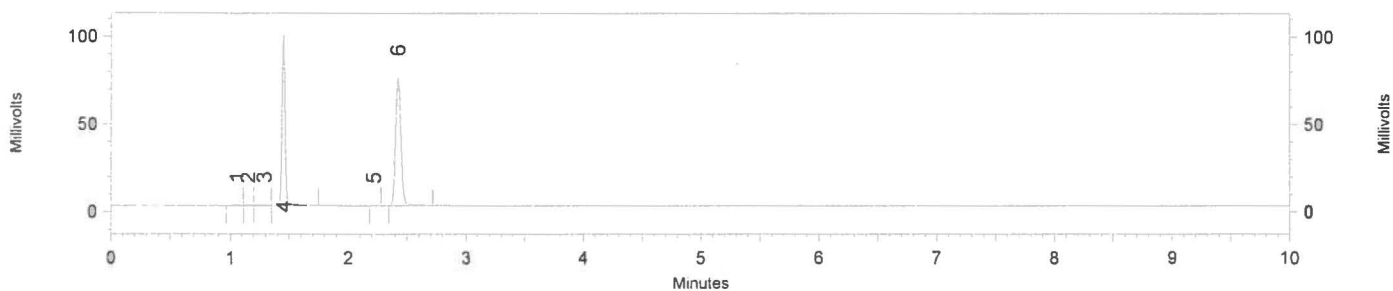
**Texas Department of Public Safety  
El Paso Regional Crime Laboratory**

**Blood Alcohol Analysis Report**


Operator: Ana Lilia Romero  
 Acquired: 2/10/2014 7:18:55 PM  
 Sample: ELP-1312-02085-2  
 Vial : 72  
 Data File: C:\ChromQuest\Enterprise\Projects\Default\Data\BAC\ALRData\ALR020714\BAC\_ALR020714\_072.dat  
 Instrument: Thermo Trace GC Ultra/TriPlus HS (S/N: 320080876)

**Channel 1**

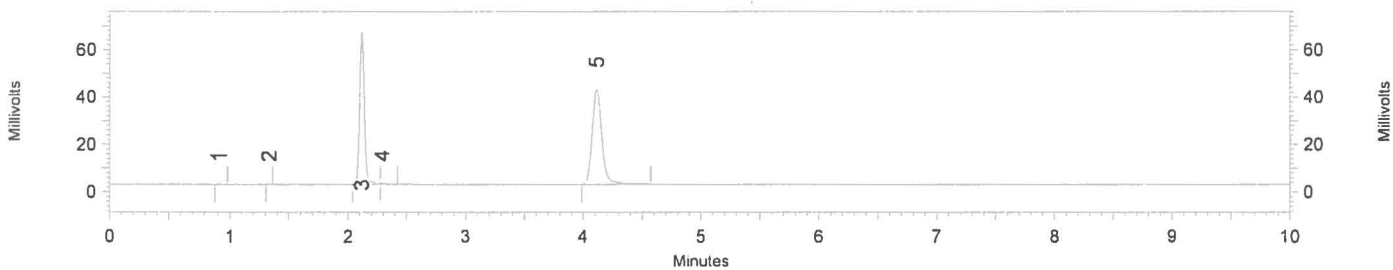
Column: Restek Rtx-BAC1, 30 m x 0.53 mm x 3  $\mu$ m (SN: 1139213)



No.	Compound	Time (min.)	Peak Area (pA*s)	Conc. (g/100 ml)
1		1.058	23210	0.0000
2	Methanol	1.155	16280	0.0000
3	Acetaldehyde	1.292	20031	0.0000
4	Ethanol	1.455	1828652	0.1988
5	Acetone	2.218	7861	0.0000
6	n-Propanol	2.427	2326313	1.0000

**Channel 2**

Column: Restek Rtx-BAC2, 30 m x 0.53 mm x 2  $\mu$ m (SN: 1139862)



No.	Compound	Time (min.)	Peak Area (pA*s)	Conc. (g/100 ml)
1		0.913	5400	0.0000
2	Acetaldehyde	1.335	6589	0.0000
3	Ethanol	2.118	1820574	0.1942
4	Acetone	2.290	20145	0.0000
5	n-Propanol	4.113	2284122	1.0000

**Texas Department of Public Safety  
El Paso Regional Crime Laboratory**

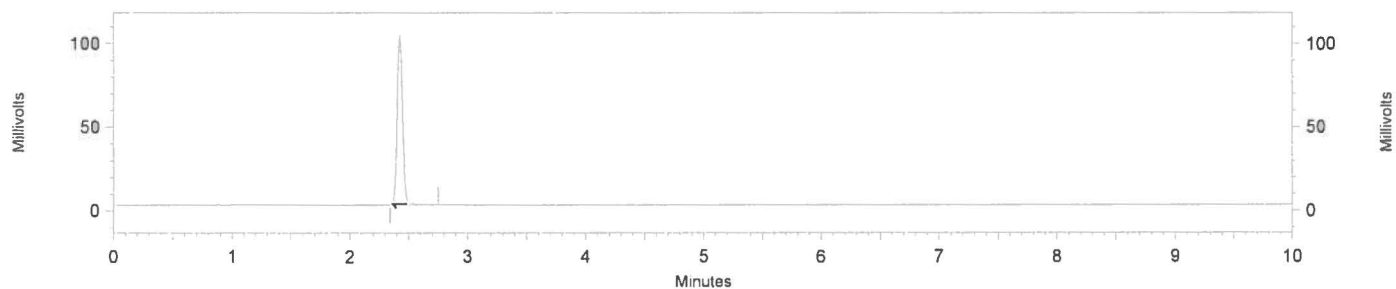
**Blood Alcohol Analysis Report**

ALR

Operator: Ana Lilia Romero  
 Acquired: 2/10/2014 7:32:23 PM  
 Sample: Method Blank (ALR 2013-09-27-198) ELP-1312-02086  
 Vial: 73  
 Data File: C:\ChromQuest\Enterprise\Projects\Default\Data\BAC\ALRData\ALR020714\BAC\_ALR020714\_073.dat  
 Instrument: Thermo Trace GC Ultra/TriPlus HS (S/N: 320080876)

**Channel 1**

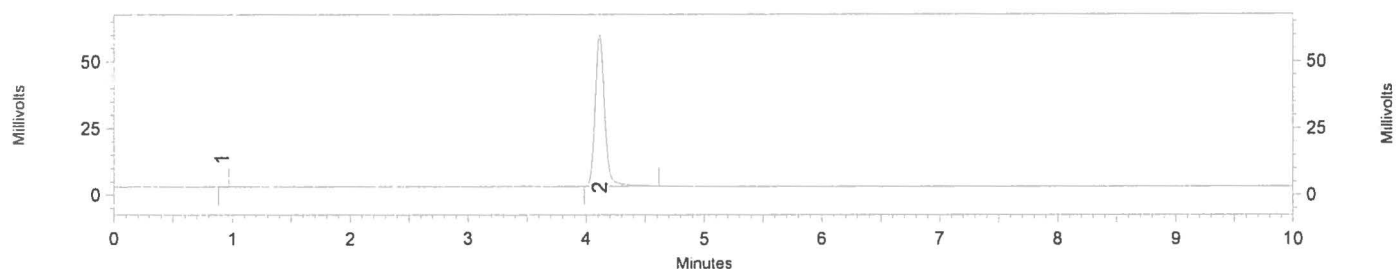
Column: Restek Rtx-BAC1, 30 m x 0.53 mm x 3  $\mu$ m (SN: 1139213)



No.	Compound	Time (min.)	Peak Area (pA*s)	Conc. (g/100 ml)
1	n-Propanol	2.427	3227830	1.0000

**Channel 2**

Column: Restek Rtx-BAC2, 30 m x 0.53 mm x 2  $\mu$ m (SN: 1139862)



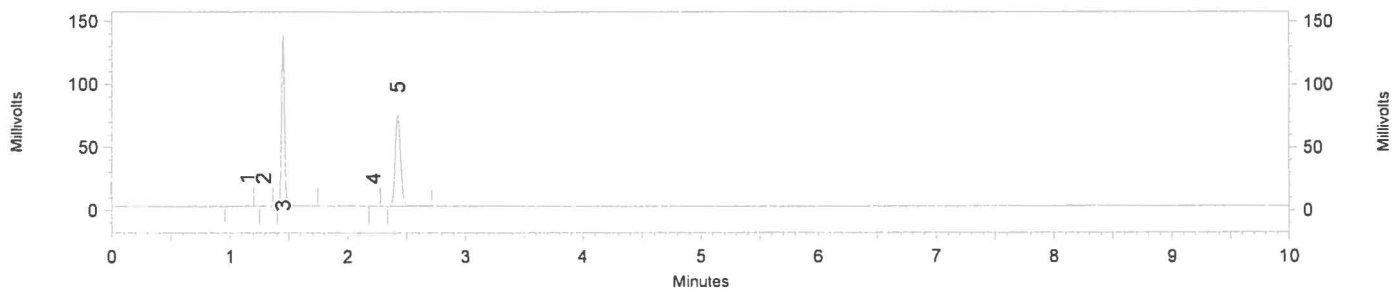
No.	Compound	Time (min.)	Peak Area (pA*s)	Conc. (g/100 ml)
1		0.910	5343	0.0000
2	n-Propanol	4.115	3219299	1.0000

**Texas Department of Public Safety  
El Paso Regional Crime Laboratory**

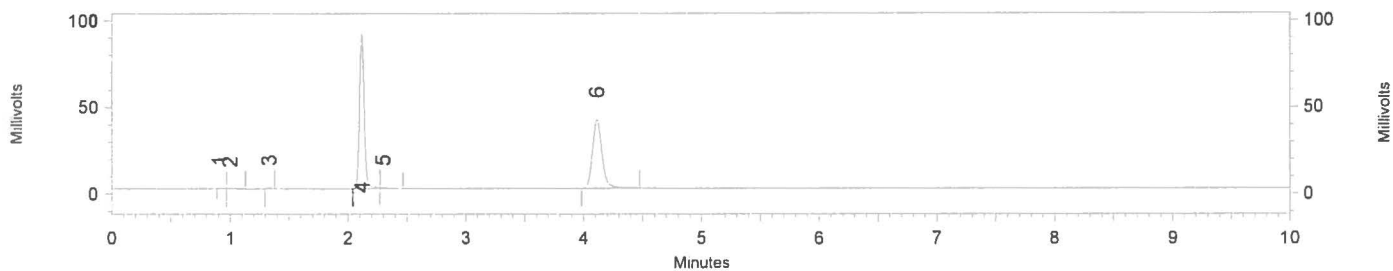
**Blood Alcohol Analysis Report**

ALR

Operator: Ana Lilia Romero  
 Acquired: 2/10/2014 7:45:50 PM  
 Sample: ELP-1312-02086-1  
 Vial: 74  
 Data File: C:\ChromQuest\Enterprise\Projects\Default\Data\BAC\ALRData\ALR020714\BAC\_ALR020714\_074.dat  
 Instrument: Thermo Trace GC Ultra/TriPlus HS (S/N: 320080876)

**Channel 1**Column: Restek Rtx-BAC1, 30 m x 0.53 mm x 3  $\mu$ m (SN: 1139213)

No.	Compound	Time (min.)	Peak Area (pA*s)	Conc. (g/100 ml)
1	Methanol	1.152	20337	0.0000
2	Acetaldehyde	1.290	12555	0.0000
3	Ethanol	1.453	2521984	0.2758
4	Acetone	2.218	8918	0.0000
5	n-Propanol	2.425	2312972	1.0000

**Channel 2**Column: Restek Rtx-BAC2, 30 m x 0.53 mm x 2  $\mu$ m (SN: 1139862)

No.	Compound	Time (min.)	Peak Area (pA*s)	Conc. (g/100 ml)
1		0.910	5985	0.0000
2		0.997	5869	0.0000
3	Acetaldehyde	1.333	10139	0.0000
4	Ethanol	2.117	2489158	0.2707
5	Acetone	2.297	30710	0.0000
6	n-Propanol	4.113	2240442	1.0000

**Texas Department of Public Safety**  
**El Paso Regional Crime Laboratory**

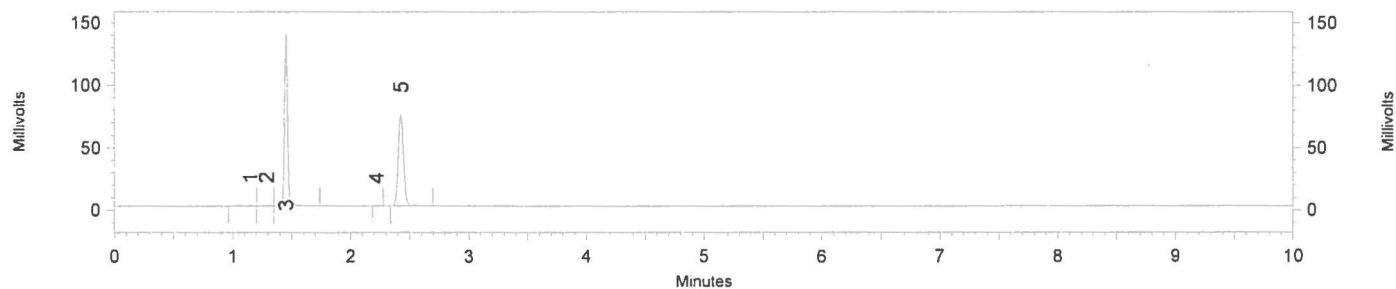
**Blood Alcohol Analysis Report**

AR

**Operator:** Ana Lilia Romero  
**Acquired:** 2/10/2014 7:59:27 PM  
**Sample:** ELP-1312-02086-2  
**Vial :** 75  
**Data File:** C:\ChromQuest\Enterprise\Projects\Default\Data\BAC\ALRData\VALR020714\BAC\_ALR020714\_075.dat  
**Instrument:** Thermo Trace GC Ultra/TriPlus HS (S/N: 320080876)

**Channel 1**

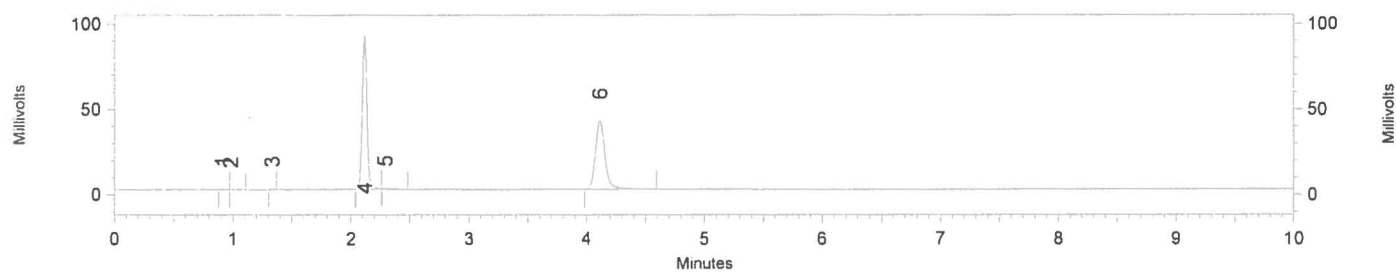
**Column:** Restek Rtx-BAC1, 30 m x 0.53 mm x 3  $\mu$ m (SN: 1139213)



No.	Compound	Time (min.)	Peak Area (pA*s)	Conc. (g/100 ml)
1	Methanol	1.152	40561	0.0000
2	Acetaldehyde	1.292	24518	0.0000
3	Ethanol	1.453	2554364	0.2769
4	Acetone	2.223	7888	0.0000
5	n-Propanol	2.425	2333652	1.0000

**Channel 2**

**Column:** Restek Rtx-BAC2, 30 m x 0.53 mm x 2  $\mu$ m (SN: 1139862)



No.	Compound	Time (min.)	Peak Area (pA*s)	Conc. (g/100 ml)
1		0.912	6465	0.0000
2		0.982	6037	0.0000
3	Acetaldehyde	1.337	9849	0.0000
4	Ethanol	2.117	2509615	0.2673
5	Acetone	2.292	31828	0.0000
6	n-Propanol	4.112	2287491	1.0000

**Texas Department of Public Safety**  
**El Paso Regional Crime Laboratory**

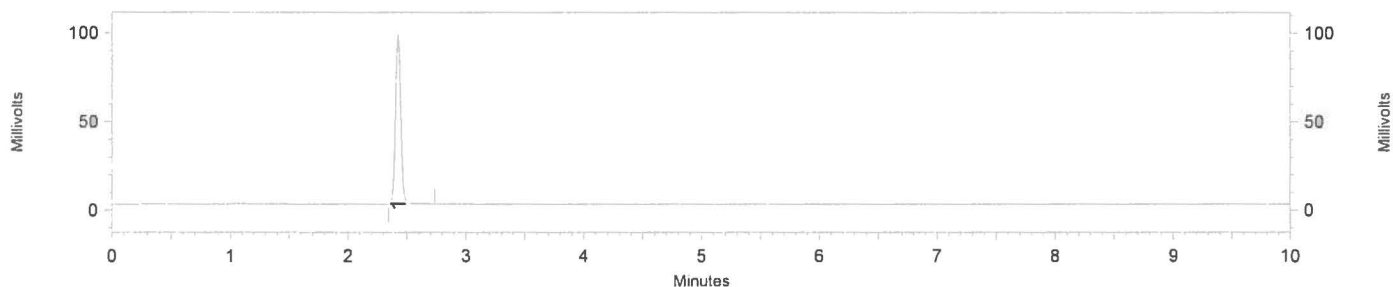
**Blood Alcohol Analysis Report**

ALR

**Operator:** Ana Lilia Romero  
**Acquired:** 2/10/2014 8:12:56 PM  
**Sample:** Method Blank (ALR 2013-09-27-198) ELP-1312-02087  
**Vial :** 76  
**Data File:** C:\ChromQuest\Enterprise\Projects\Default\Data\BAC\ALRData\ALR020714\BAC\_ALR020714\_076.dat  
**Instrument:** Thermo Trace GC Ultra/TriPlus HS (S/N: 320080876)

**Channel 1**

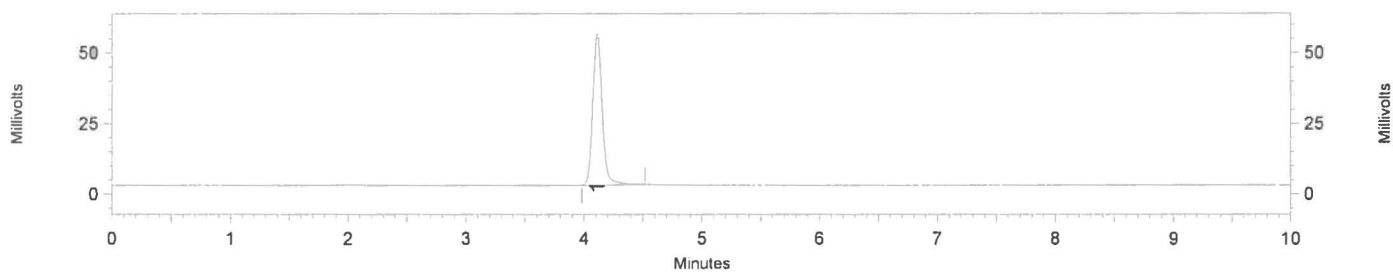
**Column:** Restek Rtx-BAC1, 30 m x 0.53 mm x 3  $\mu$ m (SN: 1139213)



No.	Compound	Time (min.)	Peak Area (pA*s)	Conc. (g/100 ml)
1	n-Propanol	2.425	3029096	1.0000

**Channel 2**

**Column:** Restek Rtx-BAC2, 30 m x 0.53 mm x 2  $\mu$ m (SN: 1139862)



No.	Compound	Time (min.)	Peak Area (pA*s)	Conc. (g/100 ml)
1	n-Propanol	4.112	3004728	1.0000

**Texas Department of Public Safety**  
**El Paso Regional Crime Laboratory**

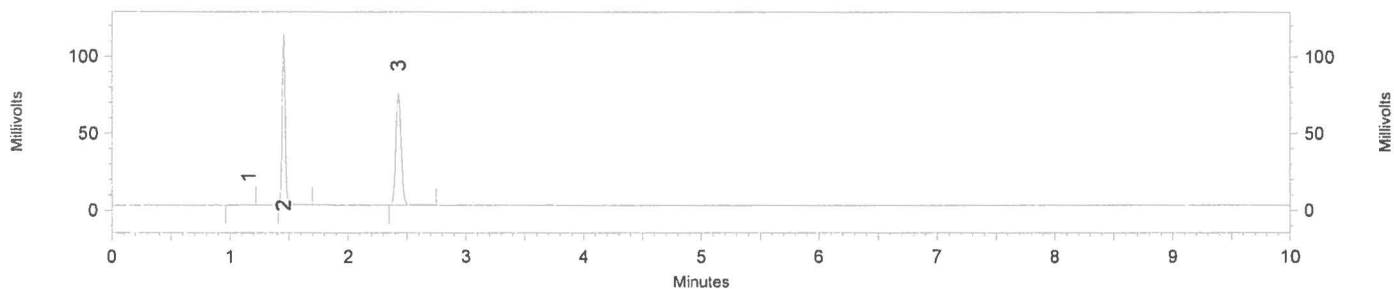
*ALR*

**Blood Alcohol Analysis Report**

Operator: **Ana Lilia Romero**  
 Acquired: 2/10/2014 8:26:27 PM  
 Sample: ELP-1312-02087-1  
 Vial : 77  
 Data File: C:\ChromQuest\Enterprise\Projects\Default\Data\BAC\ALRData\ALR020714\BAC\_ALR020714\_077.dat  
 Instrument: Thermo Trace GC Ultra/TriPlus HS (S/N: 320080876)

**Channel 1**

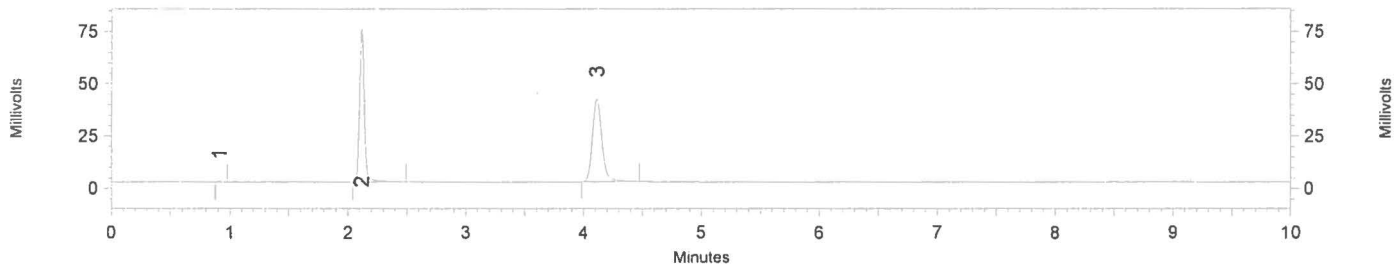
Column: Restek Rtx-BAC1, 30 m x 0.53 mm x 3  $\mu$ m (SN: 1139213)



No.	Compound	Time (min.)	Peak Area (pA*s)	Conc. (g/100 ml)
1	Methanol	1.155	18555	0.0000
2	Ethanol	1.453	2058995	0.2254
3	n-Propanol	2.427	2310138	1.0000

**Channel 2**

Column: Restek Rtx-BAC2, 30 m x 0.53 mm x 2  $\mu$ m (SN: 1139862)



No.	Compound	Time (min.)	Peak Area (pA*s)	Conc. (g/100 ml)
1		0.913	6490	0.0000
2	Ethanol	2.118	2085916	0.2267
3	n-Propanol	4.112	2241524	1.0000



**Texas Department of Public Safety  
El Paso Regional Crime Laboratory**

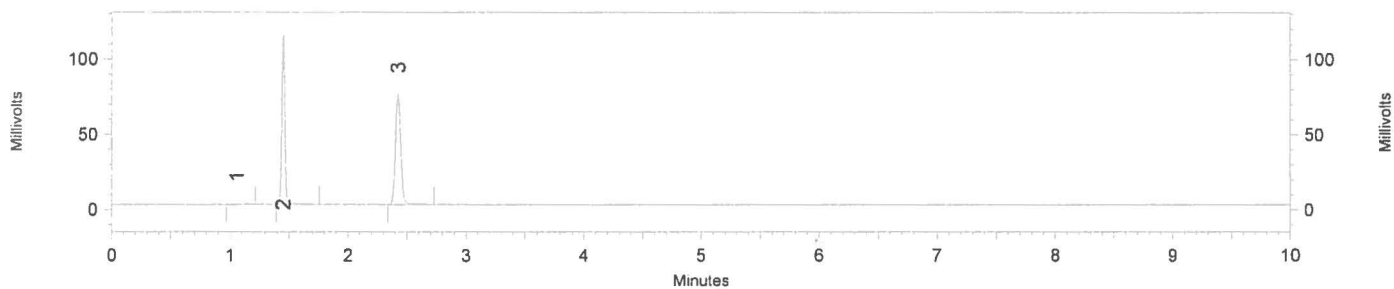
*AR*

**Blood Alcohol Analysis Report**

Operator: **Ana Lilia Romero**  
 Acquired: 2/10/2014 8:40:00 PM  
 Sample: ELP-1312-02087-2  
 Vial : 78  
 Data File: C:\ChromQuest\Enterprise\Projects\Default\Data\BAC\ALRData\ALR020714\BAC\_ALR020714\_078.dat  
 Instrument: Thermo Trace GC Ultra/TriPlus HS (S/N: 320080876)

**Channel 1**

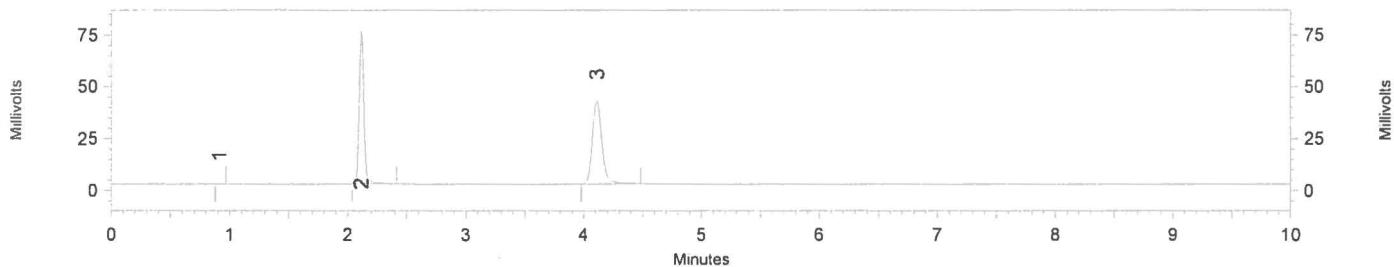
Column: Restek Rtx-BAC1, 30 m x 0.53 mm x 3  $\mu$ m (SN: 1139213)



No.	Compound	Time (min.)	Peak Area (pA*s)	Conc. (g/100 ml)
1		1.057	27057	0.0000
2	Ethanol	1.453	2077813	0.2261
3	n-Propanol	2.425	2324380	1.0000

**Channel 2**

Column: Restek Rtx-BAC2, 30 m x 0.53 mm x 2  $\mu$ m (SN: 1139862)



No.	Compound	Time (min.)	Peak Area (pA*s)	Conc. (g/100 ml)
1		0.910	5963	0.0000
2	Ethanol	2.115	2082981	0.2249
3	n-Propanol	4.112	2256224	1.0000

**Texas Department of Public Safety**  
**El Paso Regional Crime Laboratory**

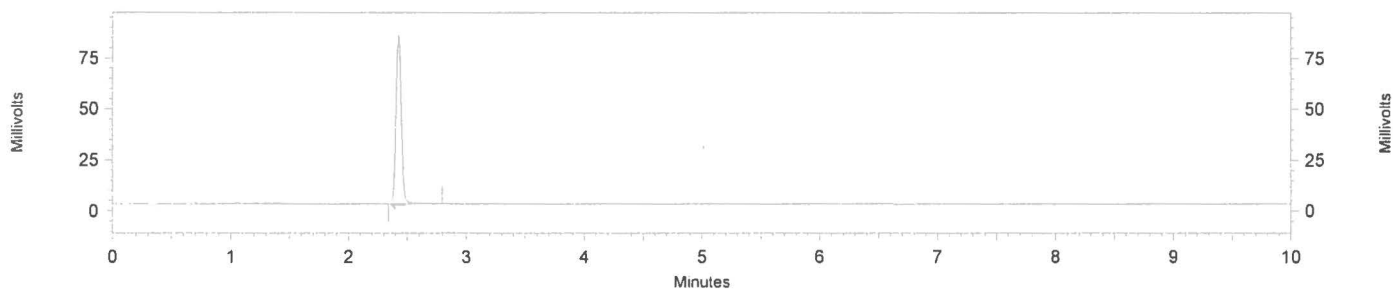
*ALR*

**Blood Alcohol Analysis Report**

**Operator:** Ana Lilia Romero  
**Acquired:** 2/10/2014 8:53:34 PM  
**Sample:** Method Blank (ALR 2013-09-27-198) ELP-1312-02088  
**Vial :** 79  
**Data File:** C:\ChromQuest\Enterprise\Projects\Default\Data\BAC\ALRData\VALR020714\BAC\_ALR020714\_079.dat  
**Instrument:** Thermo Trace GC Ultra/TriPlus HS (S/N: 320080876)

**Channel 1**

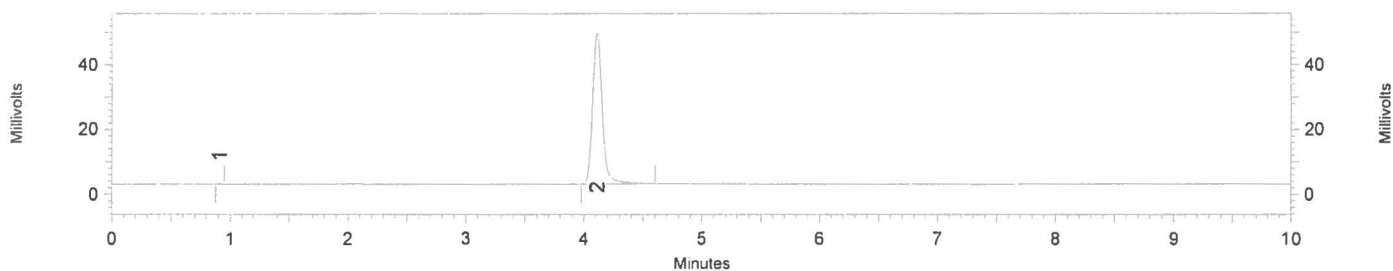
**Column:** Restek Rtx-BAC1, 30 m x 0.53 mm x 3  $\mu$ m (SN: 1139213)



No.	Compound	Time (min.)	Peak Area (pA*s)	Conc. (g/100 ml)
1	n-Propanol	2.425	2645380	1.0000

**Channel 2**

**Column:** Restek Rtx-BAC2, 30 m x 0.53 mm x 2  $\mu$ m (SN: 1139862)



No.	Compound	Time (min.)	Peak Area (pA*s)	Conc. (g/100 ml)
1		0.910	4995	0.0000
2	n-Propanol	4.112	2647631	1.0000

**Texas Department of Public Safety**  
**El Paso Regional Crime Laboratory**

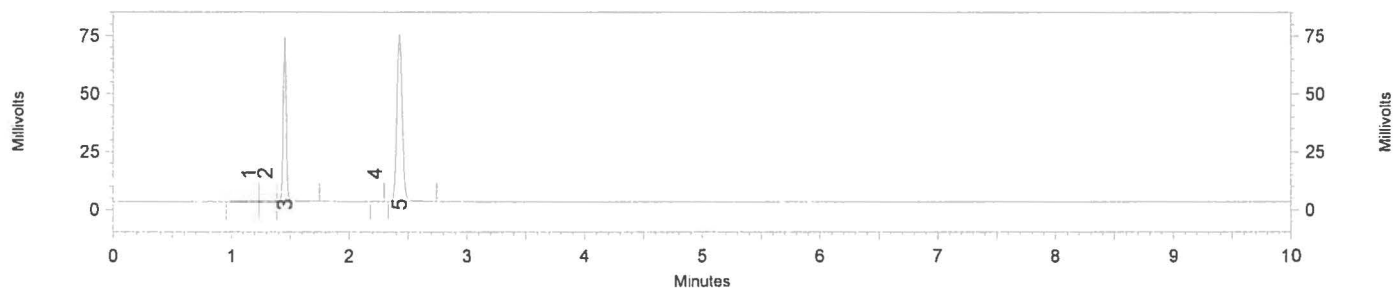
*AKR*

### Blood Alcohol Analysis Report

Operator: **Ana Lilia Romero**  
 Acquired: 2/10/2014 9:07:01 PM  
 Sample: ELP-1312-02088-1  
 Vial : 80  
 Data File: C:\ChromQuest\Enterprise\Projects\Default\Data\BAC\ALRData\ALR020714\BAC\_ALR020714\_080.dat  
 Instrument: Thermo Trace GC Ultra/TriPlus HS (S/N: 320080876)

#### Channel 1

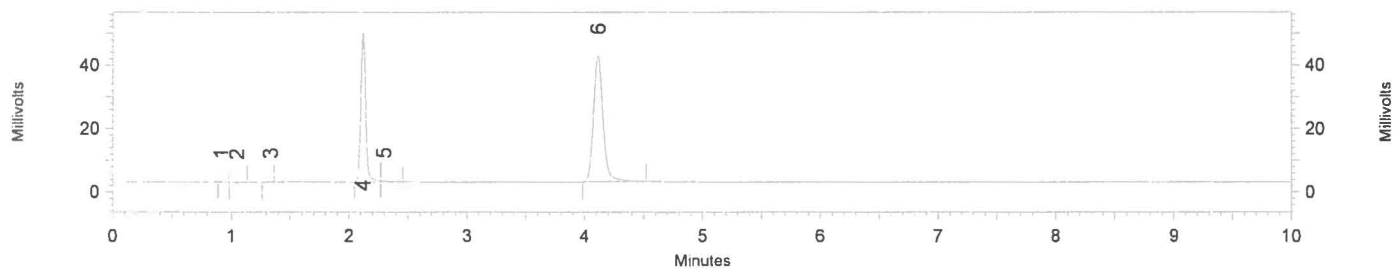
Column: Restek Rtx-BAC1, 30 m x 0.53 mm x 3  $\mu$ m (SN: 1139213)



No.	Compound	Time (min.)	Peak Area (pA*s)	Conc. (g/100 ml)
1	Methanol	1.152	26139	0.0000
2	Acetaldehyde	1.290	14101	0.0000
3	Ethanol	1.455	1337858	0.1471
4	Acetone	2.220	9398	0.0000
5	n-Propanol	2.427	2299960	1.0000

#### Channel 2

Column: Restek Rtx-BAC2, 30 m x 0.53 mm x 2  $\mu$ m (SN: 1139862)



No.	Compound	Time (min.)	Peak Area (pA*s)	Conc. (g/100 ml)
1		0.912	6413	0.0000
2		1.050	6372	0.0000
3	Acetaldehyde	1.335	8935	0.0000
4	Ethanol	2.117	1345199	0.1452
5	Acetone	2.295	24995	0.0000
6	n-Propanol	4.113	2256524	1.0000

**Texas Department of Public Safety**  
**El Paso Regional Crime Laboratory**

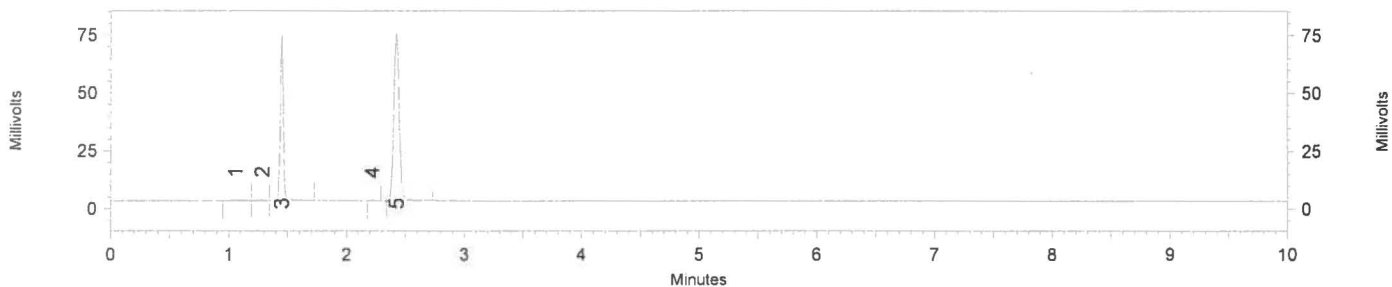
*ALR*

**Blood Alcohol Analysis Report**

**Operator:** Ana Lilia Romero  
**Acquired:** 2/10/2014 9:20:34 PM  
**Sample:** ELP-1312-02088-2  
**Vial :** 81  
**Data File:** C:\ChromQuest\Enterprise\Projects\Default\Data\BAC\ALRData\ALR020714\BAC\_ALR020714\_081.dat  
**Instrument:** Thermo Trace GC Ultra/TriPlus HS (S/N: 320080876)

**Channel 1**

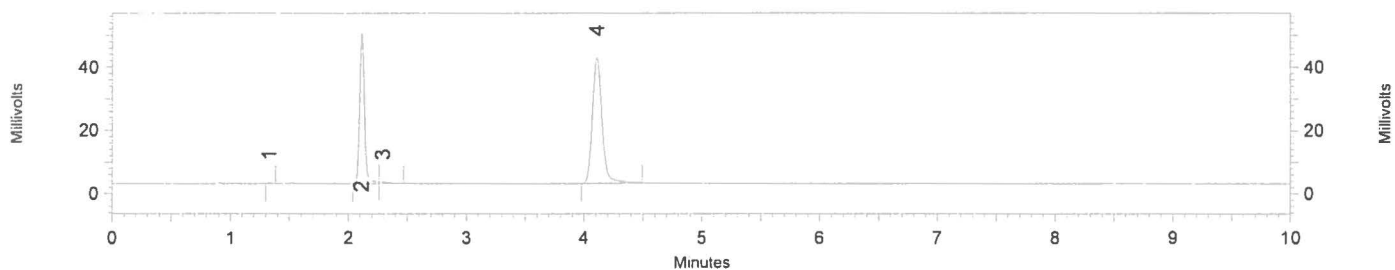
**Column:** Restek Rtx-BAC1, 30 m x 0.53 mm x 3  $\mu$ m (SN: 1139213)



No.	Compound	Time (min.)	Peak Area (pA*s)	Conc. (g/100 ml)
1		1.058	34424	0.0000
2	Acetaldehyde	1.287	20538	0.0000
3	Ethanol	1.452	1342260	0.1473
4	Acetone	2.220	9869	0.0000
5	n-Propanol	2.423	2304927	1.0000

**Channel 2**

**Column:** Restek Rtx-BAC2, 30 m x 0.53 mm x 2  $\mu$ m (SN: 1139862)



No.	Compound	Time (min.)	Peak Area (pA*s)	Conc. (g/100 ml)
1	Acetaldehyde	1.330	8355	0.0000
2	Ethanol	2.113	1346108	0.1455
3	Acetone	2.292	26189	0.0000
4	n-Propanol	4.108	2254502	1.0000

Texas Department of Public Safety  
 El Paso Regional Crime Laboratory

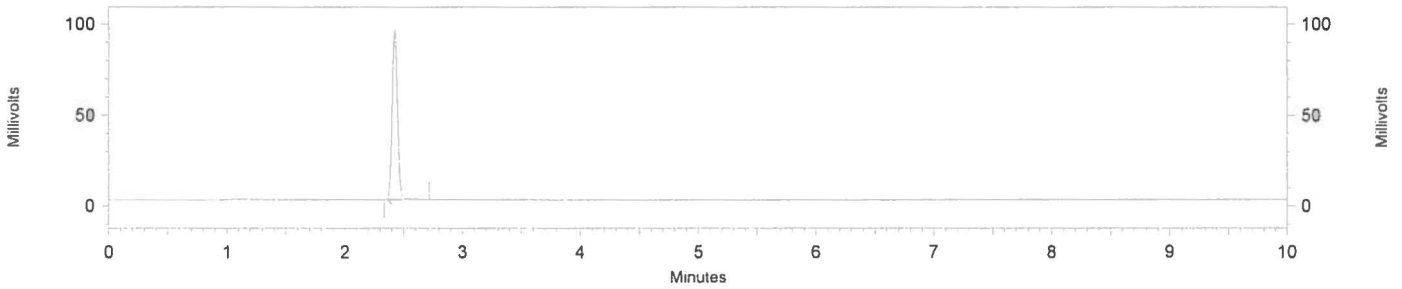
ALR

Blood Alcohol Analysis Report

Operator: Ana Lilia Romero  
 Acquired: 2/10/2014 9:34:13 PM  
 Sample: Method Blank (ALR 2013-09-27-198) ELP-1312-02089  
 Vial : 82  
 Data File: C:\ChromQuest\Enterprise\Projects\Default\Data\BAC\ALRData\ALR020714\BAC\_ALR020714\_082.dat  
 Instrument: Thermo Trace GC Ultra/TriPlus HS (S/N: 320080876)

**Channel 1**

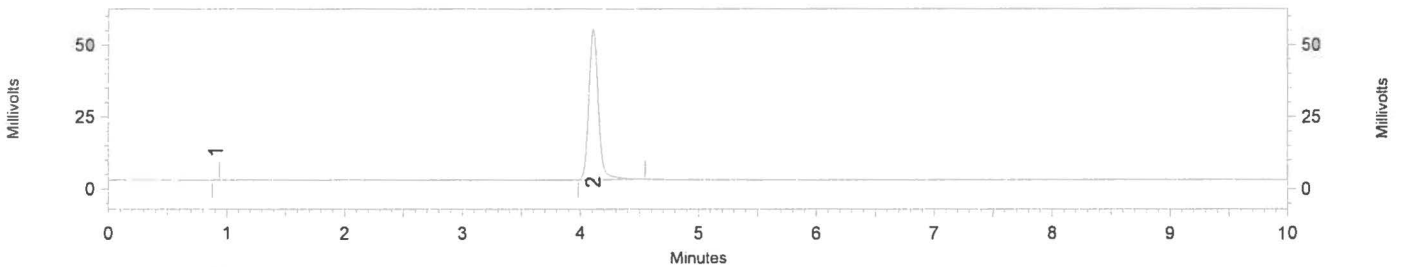
Column: Restek Rtx-BAC1, 30 m x 0.53 mm x 3 µm (SN: 1139213)



No.	Compound	Time (min.)	Peak Area (pA*s)	Conc. (g/100 ml)
1	n-Propanol	2.423	2962838	1.0000

**Channel 2**

Column: Restek Rtx-BAC2, 30 m x 0.53 mm x 2 µm (SN: 1139862)



No.	Compound	Time (min.)	Peak Area (pA*s)	Conc. (g/100 ml)
1		0.910	5128	0.0000
2	n-Propanol	4.108	2948403	1.0000

# Texas Department of Public Safety El Paso Regional Crime Laboratory

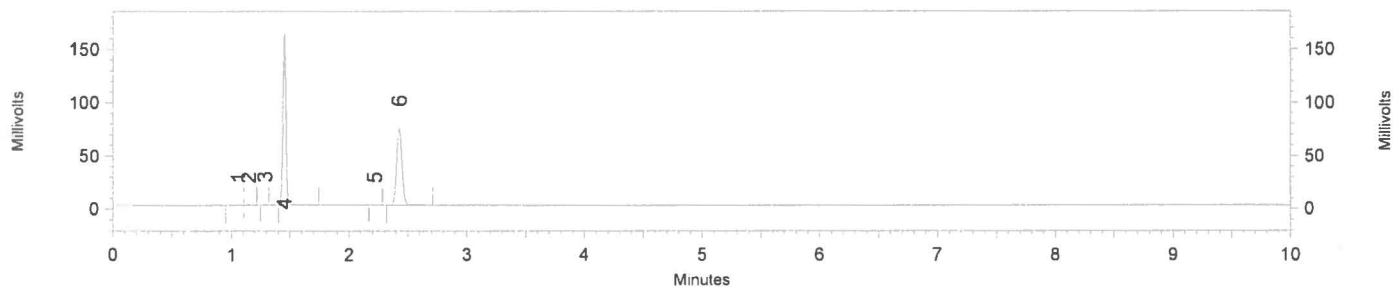
*ALR*

## Blood Alcohol Analysis Report

Operator: **Ana Lilia Romero**  
 Acquired: 2/10/2014 9:47:43 PM  
 Sample: ELP-1312-02089-1  
 Vial : 83  
 Data File: C:\ChromQuest\Enterprise\Projects\Default\Data\BAC\ALRData\ALR020714\BAC\_ALR020714\_083.dat  
 Instrument: Thermo Trace GC Ultra/TriPlus HS (S/N: 320080876)

### Channel 1

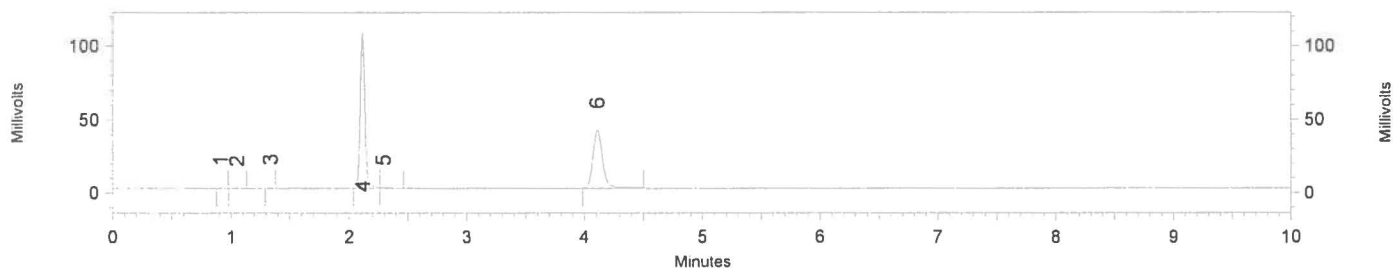
Column: Restek Rtx-BAC1, 30 m x 0.53 mm x 3 μm (SN: 1139213)



No.	Compound	Time (min.)	Peak Area (pA*s)	Conc. (g/100 ml)
1		1.060	12802	0.0000
2	Methanol	1.152	11856	0.0000
3	Acetaldehyde	1.290	20119	0.0000
4	Ethanol	1.453	2984015	0.3267
5	Acetone	2.220	15384	0.0000
6	n-Propanol	2.425	2309907	1.0000

### Channel 2

Column: Restek Rtx-BAC2, 30 m x 0.53 mm x 2 μm (SN: 1139862)



No.	Compound	Time (min.)	Peak Area (pA*s)	Conc. (g/100 ml)
1		0.912	6583	0.0000
2		1.050	7127	0.0000
3	Acetaldehyde	1.335	18616	0.0000
4	Ethanol	2.117	2934912	0.3186
5	Acetone	2.292	40772	0.0000
6	n-Propanol	4.108	2244488	1.0000

**Texas Department of Public Safety**  
**El Paso Regional Crime Laboratory**

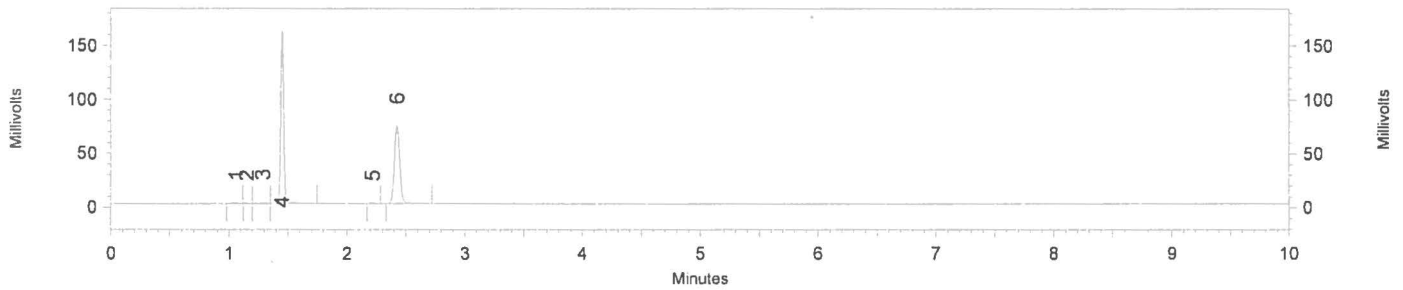
*ALR*

**Blood Alcohol Analysis Report**

Operator: Ana Lilia Romero  
 Acquired: 2/10/2014 10:01:16 PM  
 Sample: ELP-1312-02089-2  
 Vial : 84  
 Data File: C:\ChromQuest\Enterprise\Projects\Default\Data\BAC\ALRData\ALR020714\BAC\_ALR020714\_084.dat  
 Instrument: Thermo Trace GC Ultra/TriPlus HS (S/N: 320080876)

**Channel 1**

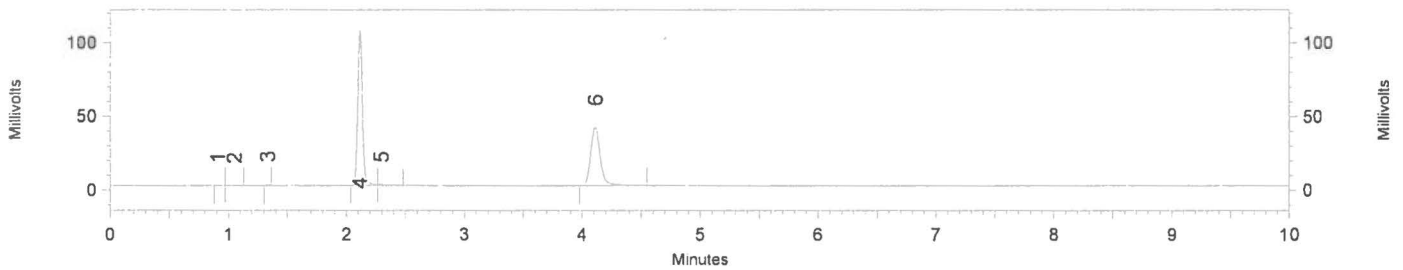
Column: Restek Rtx-BAC1, 30 m x 0.53 mm x 3  $\mu$ m (SN: 1139213)



No.	Compound	Time (min.)	Peak Area (pA*s)	Conc. (g/100 ml)
1		1.060	26988	0.0000
2	Methanol	1.153	17701	0.0000
3	Acetaldehyde	1.290	32983	0.0000
4	Ethanol	1.452	2969829	0.3254
5	Acetone	2.220	15616	0.0000
6	n-Propanol	2.425	2308122	1.0000

**Channel 2**

Column: Restek Rtx-BAC2, 30 m x 0.53 mm x 2  $\mu$ m (SN: 1139862)



No.	Compound	Time (min.)	Peak Area (pA*s)	Conc. (g/100 ml)
1		0.910	7305	0.0000
2		1.052	7166	0.0000
3	Acetaldehyde	1.335	17227	0.0000
4	Ethanol	2.115	2914006	0.3150
5	Acetone	2.295	38247	0.0000
6	n-Propanol	4.112	2253608	1.0000

**Texas Department of Public Safety  
El Paso Regional Crime Laboratory**

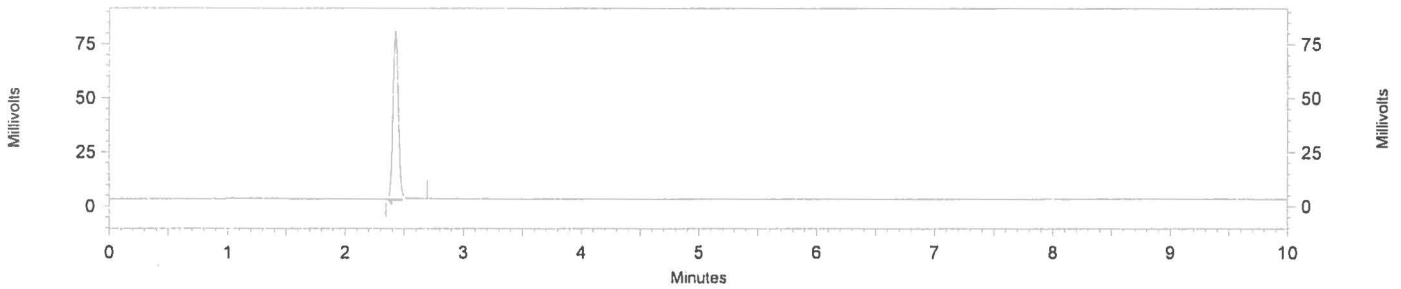
*ALR*

**Blood Alcohol Analysis Report**

Operator: **Ana Lilia Romero**  
 Acquired: 2/10/2014 10:14:46 PM  
 Sample: Method Blank (ALR 2013-09-27-198) ELP-1312-02090  
 Vial : 85  
 Data File: C:\ChromQuest\Enterprise\Projects\Default\Data\BAC\ALRData\ALR020714\BAC\_ALR020714\_085.dat  
 Instrument: Thermo Trace GC Ultra/TriPlus HS (S/N: 320080876)

**Channel 1**

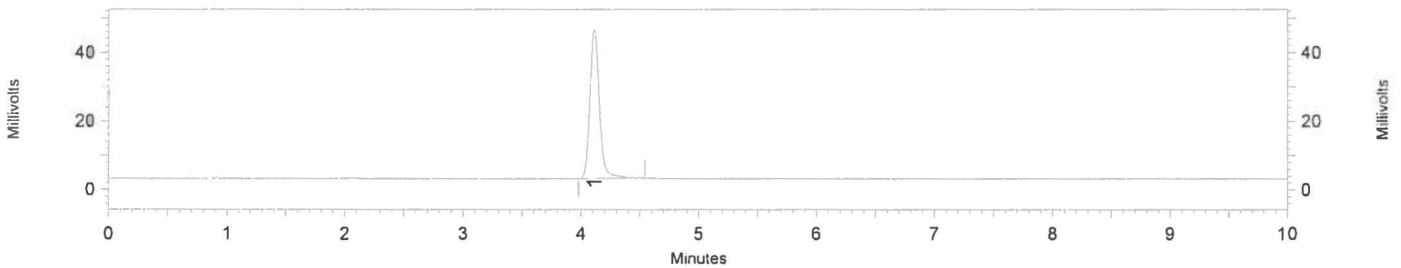
Column: Restek Rtx-BAC1, 30 m x 0.53 mm x 3  $\mu$ m (SN: 1139213)



No.	Compound	Time (min.)	Peak Area (pA*s)	Conc. (g/100 ml)
1	n-Propanol	2.427	2464012	1.0000

**Channel 2**

Column: Restek Rtx-BAC2, 30 m x 0.53 mm x 2  $\mu$ m (SN: 1139862)



No.	Compound	Time (min.)	Peak Area (pA*s)	Conc. (g/100 ml)
1	n-Propanol	4.113	2469518	1.0000



**Texas Department of Public Safety**  
**El Paso Regional Crime Laboratory**

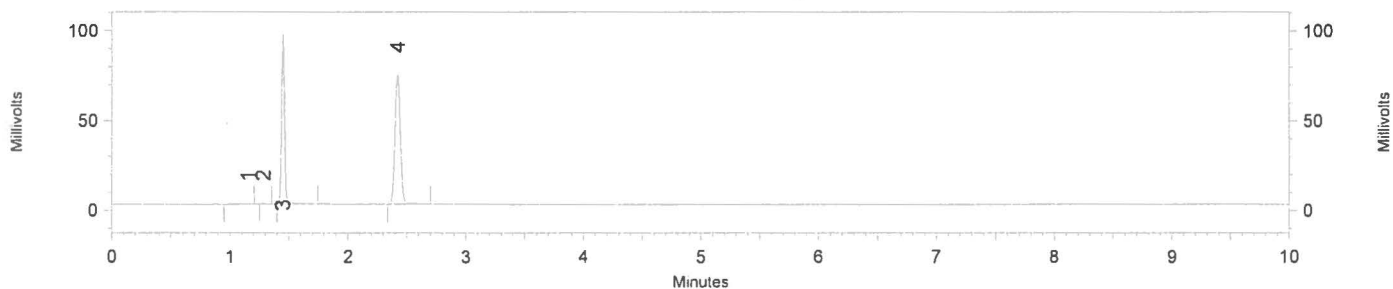
**Blood Alcohol Analysis Report**

*ALR*

Operator: **Ana Lilia Romero**  
 Acquired: 2/10/2014 10:28:27 PM  
 Sample: ELP-1312-02090-1  
 Vial : 86  
 Data File: C:\ChromQuest\Enterprise\Projects\Default\Data\BAC\ALRData\ALR020714\BAC\_ALR020714\_086.dat  
 Instrument: Thermo Trace GC Ultra/TriPlus HS (S/N: 320080876)

**Channel 1**

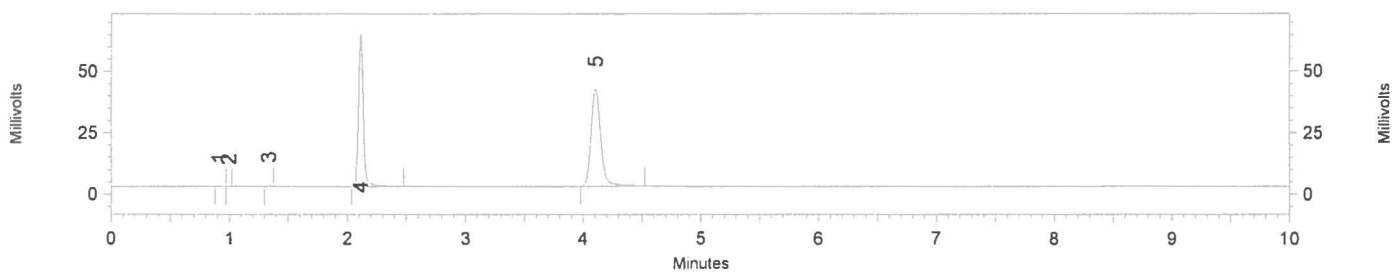
Column: Restek Rtx-BAC1, 30 m x 0.53 mm x 3  $\mu$ m (SN: 1139213)



No.	Compound	Time (min.)	Peak Area (pA*s)	Conc. (g/100 ml)
1	Methanol	1.155	19515	0.0000
2	Acetaldehyde	1.288	14958	0.0000
3	Ethanol	1.452	1752892	0.1931
4	n-Propanol	2.423	2295570	1.0000

**Channel 2**

Column: Restek Rtx-BAC2, 30 m x 0.53 mm x 2  $\mu$ m (SN: 1139862)



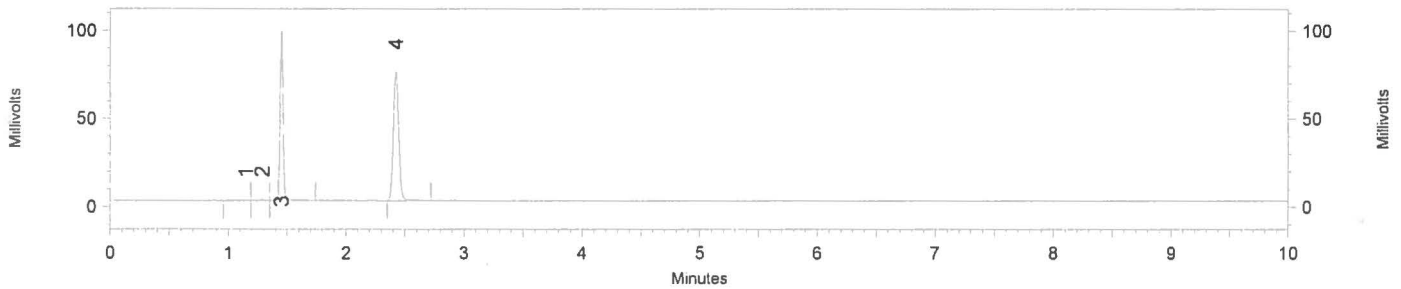
No.	Compound	Time (min.)	Peak Area (pA*s)	Conc. (g/100 ml)
1		0.912	6346	0.0000
2		0.992	1051	0.0000
3	Acetaldehyde	1.335	12875	0.0000
4	Ethanol	2.113	1775523	0.1924
5	n-Propanol	4.105	2248363	1.0000

**Texas Department of Public Safety  
El Paso Regional Crime Laboratory**

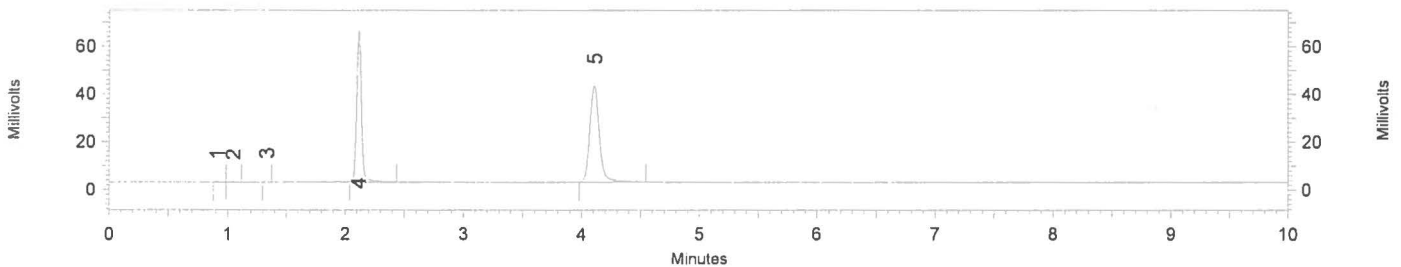
**Blood Alcohol Analysis Report**

Operator: Ana Lilia Romero  
 Acquired: 2/10/2014 10:42:02 PM  
 Sample: ELP-1312-02090-2  
 Vial: 87  
 Data File: C:\ChromQuest\Enterprise\Projects\Default\Data\BAC\ALRData\ALR020714\BAC\_ALR020714\_087.dat  
 Instrument: Thermo Trace GC Ultra/TriPlus HS (S/N: 320080876)

ALR

**Channel 1**Column: Restek Rtx-BAC1, 30 m x 0.53 mm x 3  $\mu$ m (SN: 1139213)Trace 1 of 1 Column 1 (Restek (Rtx-BAC1) 30 m x 0.53 mm x 3  $\mu$ m)

No.	Compound	Time (min.)	Peak Area (pA*s)	Conc. (g/100 ml)
1	Methanol	1.150	34668	0.0000
2	Acetaldehyde	1.290	26861	0.0000
3	Ethanol	1.453	1788989	0.1942
4	n-Propanol	2.423	2330313	1.0000

**Channel 2**Column: Restek Rtx-BAC2, 30 m x 0.53 mm x 2  $\mu$ m (SN: 1139862)Trace 2 of 1 Column 2 (Restek (Rtx-BAC2) 30 m x 0.53 mm x 2  $\mu$ m)

No.	Compound	Time (min.)	Peak Area (pA*s)	Conc. (g/100 ml)
1		0.912	6578	0.0000
2		1.050	5869	0.0000
3	Acetaldehyde	1.335	12685	0.0000
4	Ethanol	2.115	1801038	0.1921
5	n-Propanol	4.107	2284722	1.0000

**Texas Department of Public Safety  
El Paso Regional Crime Laboratory**

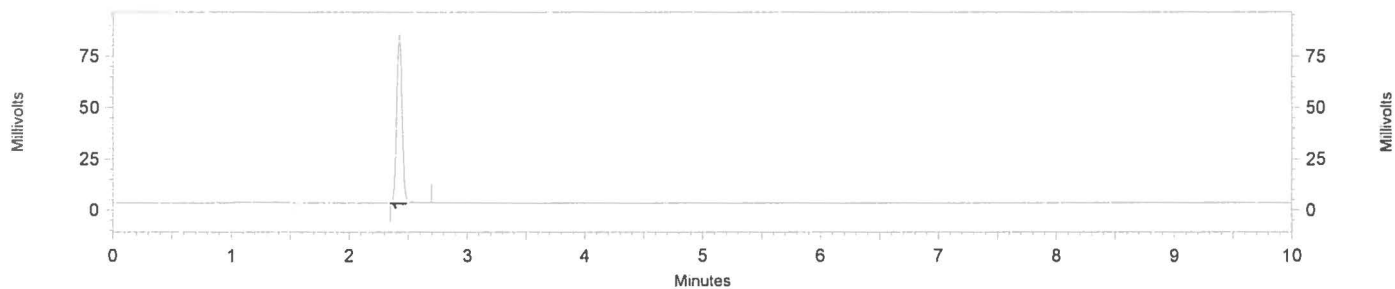
**Blood Alcohol Analysis Report**

*ALR*

Operator: **Ana Lilia Romero**  
 Acquired: 2/10/2014 10:55:36 PM  
 Sample: Method Blank (ALR 2013-09-27-198) ELP-1312-02091  
 Vial : 88  
 Data File: C:\ChromQuest\Enterprise\Projects\Default\Data\BAC\ALRData\ALR020714\BAC\_ALR020714\_088.dat  
 Instrument: Thermo Trace GC Ultra/TriPlus HS (S/N: 320080876)

**Channel 1**

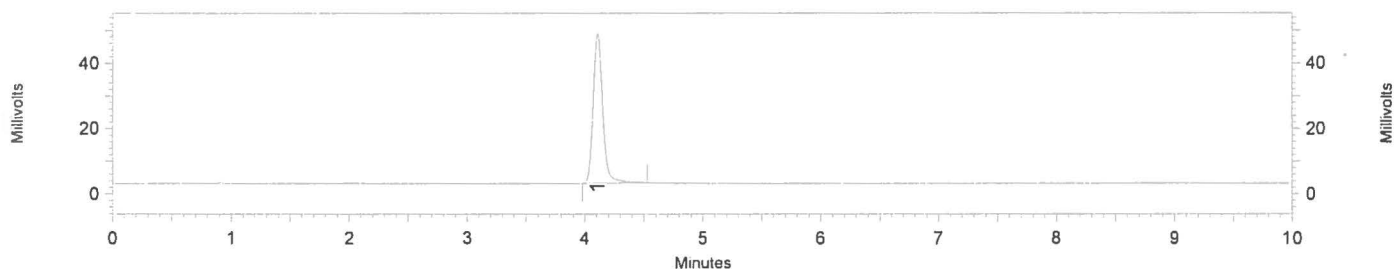
Column: Restek Rtx-BAC1, 30 m x 0.53 mm x 3  $\mu$ m (SN: 1139213)



No.	Compound	Time (min.)	Peak Area (pA*s)	Conc. (g/100 ml)
1	n-Propanol	2.425	2601355	1.0000

**Channel 2**

Column: Restek Rtx-BAC2, 30 m x 0.53 mm x 2  $\mu$ m (SN: 1139862)



No.	Compound	Time (min.)	Peak Area (pA*s)	Conc. (g/100 ml)
1	n-Propanol	4.108	2601502	1.0000

**Texas Department of Public Safety  
El Paso Regional Crime Laboratory**

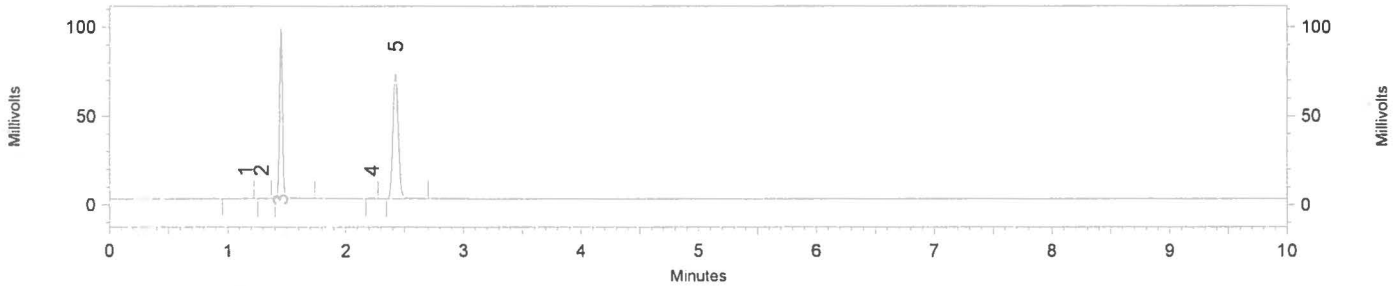
**Blood Alcohol Analysis Report**

AR

**Operator:** Ana Lilia Romero  
**Acquired:** 2/10/2014 11:09:15 PM  
**Sample:** ELP-1312-02091-1  
**Vial :** 89  
**Data File:** C:\ChromQuest\Enterprise\Projects\Default\Data\BAC\ALRData\ALR020714\BAC\_ALR020714\_089.dat  
**Instrument:** Thermo Trace GC Ultra/TriPlus HS (S/N: 320080876)

**Channel 1**

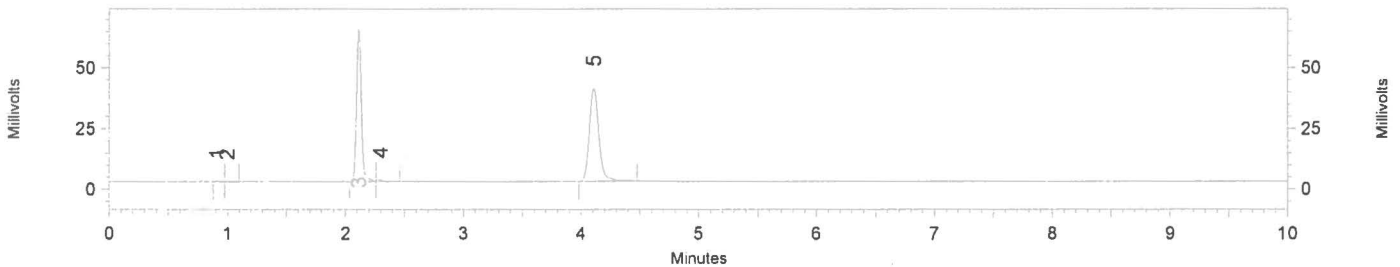
**Column:** Restek Rtx-BAC1, 30 m x 0.53 mm x 3  $\mu$ m (SN: 1139213)



No.	Compound	Time (min.)	Peak Area (pA*s)	Conc. (g/100 ml)
1	Methanol	1.152	18832	0.0000
2	Acetaldehyde	1.288	11535	0.0000
3	Ethanol	1.452	1768249	0.2007
4	Acetone	2.222	13127	0.0000
5	n-Propanol	2.423	2228351	1.0000

**Channel 2**

**Column:** Restek Rtx-BAC2, 30 m x 0.53 mm x 2  $\mu$ m (SN: 1139862)



No.	Compound	Time (min.)	Peak Area (pA*s)	Conc. (g/100 ml)
1		0.910	6311	0.0000
2		0.998	6202	0.0000
3	Ethanol	2.115	1765052	0.1986
4	Acetone	2.297	33488	0.0000
5	n-Propanol	4.108	2165562	1.0000

**Texas Department of Public Safety**  
**El Paso Regional Crime Laboratory**

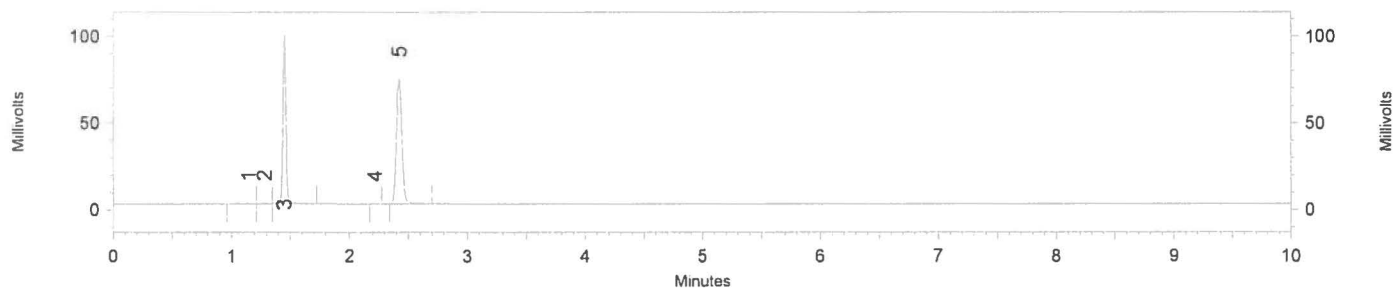
*ALR*

### Blood Alcohol Analysis Report

Operator: Ana Lilia Romero  
 Acquired: 2/10/2014 11:22:58 PM  
 Sample: ELP-1312-02091-2  
 Vial : 90  
 Data File: C:\ChromQuest\Enterprise\Projects\Default\Data\BAC\ALRData\ALR020714\BAC\_ALR020714\_090.dat  
 Instrument: Thermo Trace GC Ultra/TriPlus HS (S/N: 320080876)

#### Channel 1

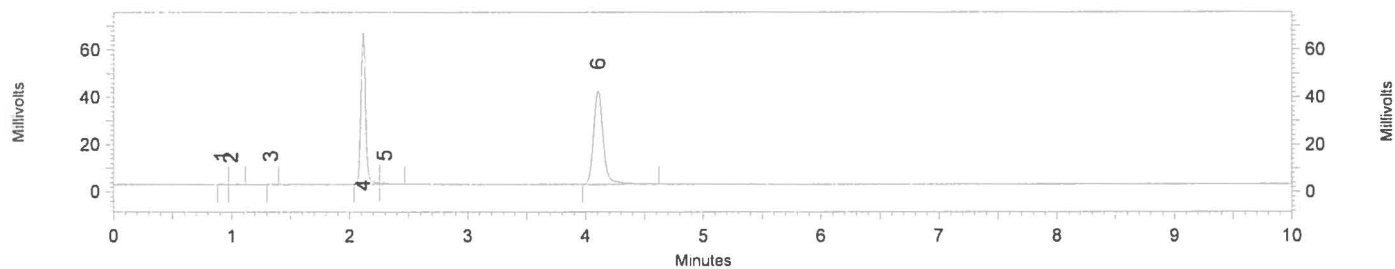
Column: Restek Rtx-BAC1, 30 m x 0.53 mm x 3  $\mu$ m (SN: 1139213)



No.	Compound	Time (min.)	Peak Area (pA*s)	Conc. (g/100 ml)
1	Methanol	1.152	37311	0.0000
2	Acetaldehyde	1.288	20715	0.0000
3	Ethanol	1.452	1805561	0.1999
4	Acetone	2.217	13282	0.0000
5	n-Propanol	2.423	2284939	1.0000

#### Channel 2

Column: Restek Rtx-BAC2, 30 m x 0.53 mm x 2  $\mu$ m (SN: 1139862)



No.	Compound	Time (min.)	Peak Area (pA*s)	Conc. (g/100 ml)
1		0.912	5800	0.0000
2		0.988	5954	0.0000
3	Acetaldehyde	1.332	9756	0.0000
4	Ethanol	2.113	1793142	0.1930
5	Acetone	2.295	32609	0.0000
6	n-Propanol	4.103	2263180	1.0000

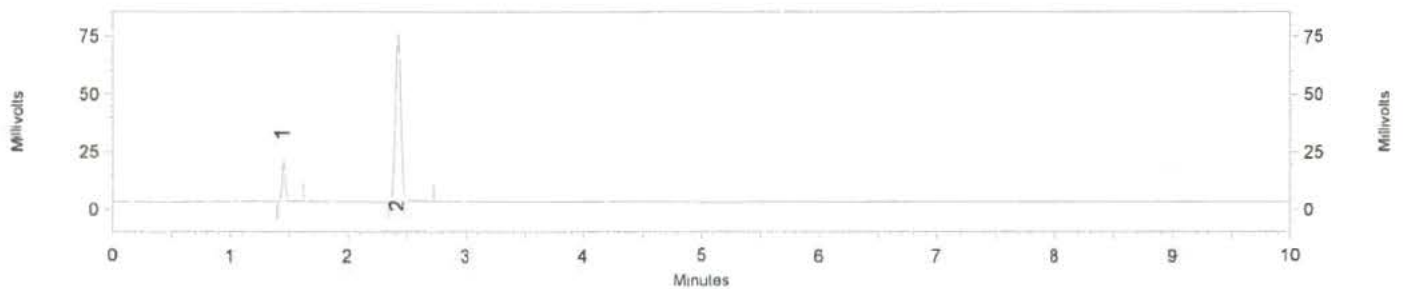
**Texas Department of Public Safety  
El Paso Regional Crime Laboratory**

**Blood Alcohol Analysis Report**

Operator: Ana Lilia Romero  
 Acquired: 2/10/2014 11:36:38 PM  
 Sample: ~~0.400~~ Control (Cerilliant FN 412712-04)  
 Vial: 91 0.0400 120110-04 ALR 2/12/14  
 Data File: C:\ChromQuest\Enterprise\Projects\Default\Data\BAC\ALRData\ALR020714\BAC\_ALR020714\_091.dat  
 Instrument: Thermo Trace GC Ultra/TriPlus HS (S/N: 320080876)

**Channel 1**

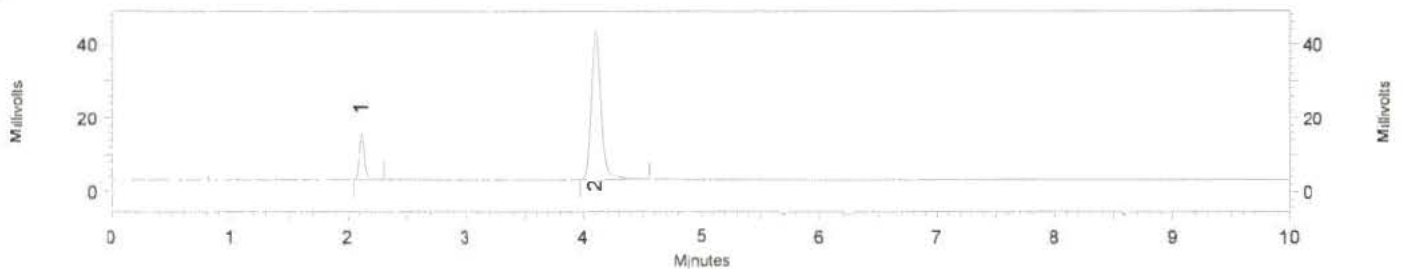
Column: Restek Rtx-BAC1, 30 m x 0.53 mm x 3  $\mu$ m (SN: 1139213)



No.	Compound	Time (min.)	Peak Area (pA*s)	Conc. (g/100 ml)
1	Ethanol	1.452	337947	0.0372
2	n-Propanol	2.422	2300384	1.0000

**Channel 2**

Column: Restek Rtx-BAC2, 30 m x 0.53 mm x 2  $\mu$ m (SN: 1139862)



No.	Compound	Time (min.)	Peak Area (pA*s)	Conc. (g/100 ml)
1	Ethanol	2.115	366777	0.0390
2	n-Propanol	4.103	2292207	1.0000

**Texas Department of Public Safety  
El Paso Regional Crime Laboratory**

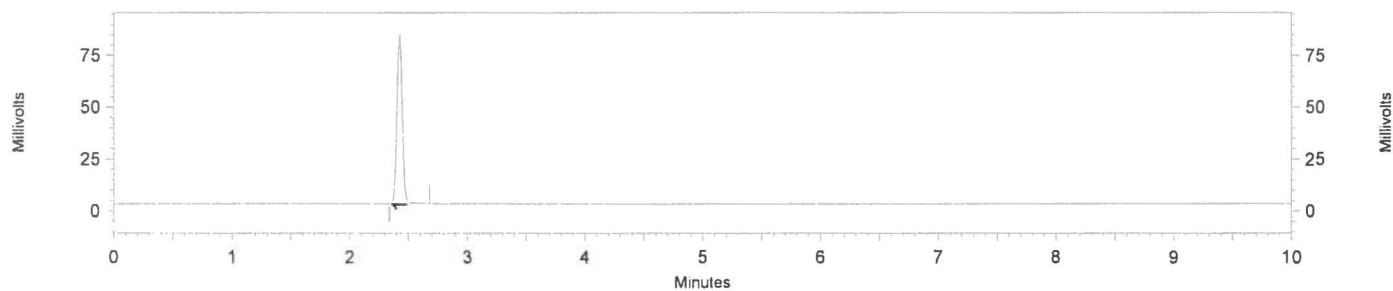
**Blood Alcohol Analysis Report**

ALR

**Operator:** Ana Lilia Romero  
**Acquired:** 2/10/2014 11:50:13 PM  
**Sample:** Method Blank (ALR 2013-09-27-198) ELP-1312-02093  
**Vial :** 92  
**Data File:** C:\ChromQuest\Enterprise\Projects\Default\Data\BAC\ALRData\ALR020714\BAC\_ALR020714\_092.dat  
**Instrument:** Thermo Trace GC Ultra/TriPlus HS (S/N: 320080876)

**Channel 1**

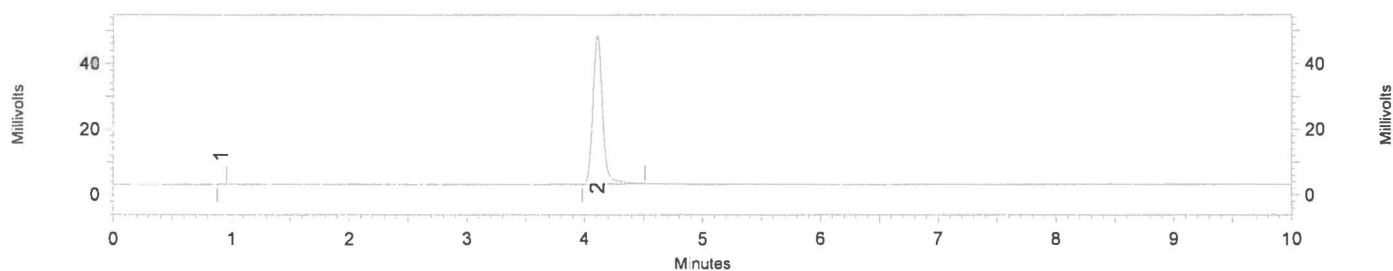
**Column:** Restek Rtx-BAC1, 30 m x 0.53 mm x 3  $\mu$ m (SN: 1139213)



No.	Compound	Time (min.)	Peak Area (pA*s)	Conc. (g/100 ml)
1	n-Propanol	2.425	2577591	1.0000

**Channel 2**

**Column:** Restek Rtx-BAC2, 30 m x 0.53 mm x 2  $\mu$ m (SN: 1139862)



No.	Compound	Time (min.)	Peak Area (pA*s)	Conc. (g/100 ml)
1		0.910	5553	0.0000
2	n-Propanol	4.107	2574462	1.0000

**Texas Department of Public Safety  
El Paso Regional Crime Laboratory**

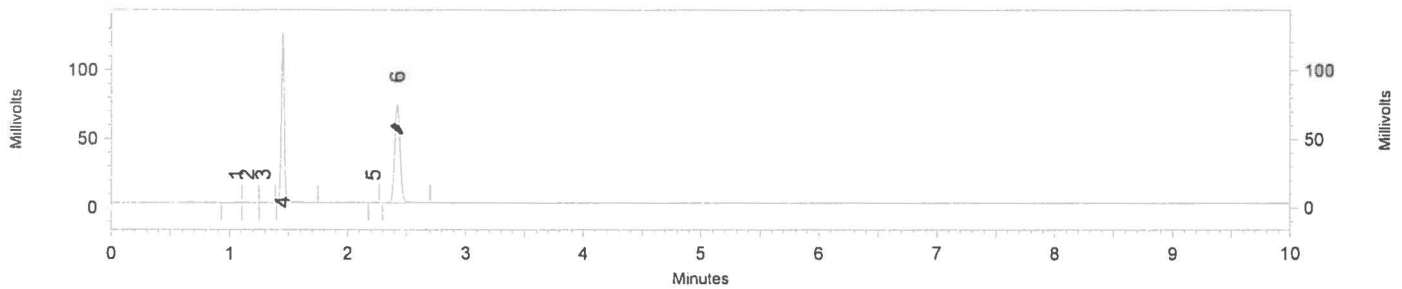
**Blood Alcohol Analysis Report**

Operator: **Ana Lilia Romero**  
 Acquired: 2/11/2014 12:03:52 AM  
 Sample: ELP-1312-02093-1  
 Vial : 93  
 Data File: C:\ChromQuest\Enterprise\Projects\Default\Data\BAC\ALRData\ALR020714\BAC\_ALR020714\_093.dat  
 Instrument: Thermo Trace GC Ultra/TriPlus HS (S/N: 320080876)

*AR*

**Channel 1**

Column: Restek Rtx-BAC1, 30 m x 0.53 mm x 3 µm (SN: 1139213)

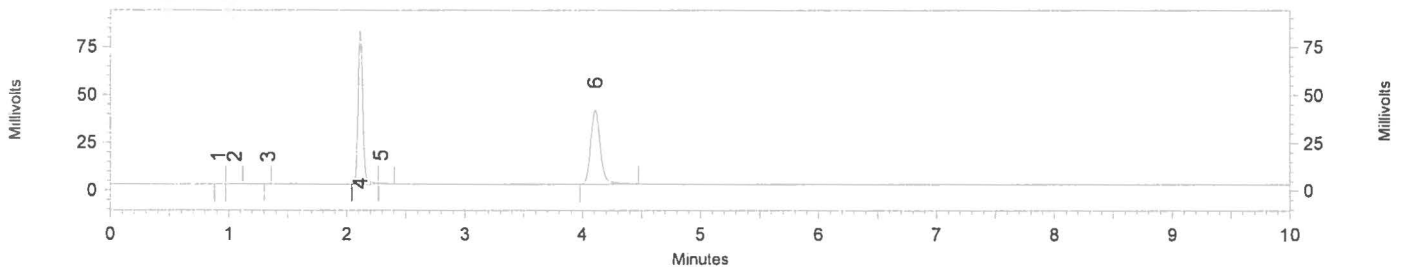


Trace 1: Channel 1: Restek Rtx-BAC1 (30 m x 0.53 mm x 3 µm) (SN: 1139213)

No.	Compound	Time (min.)	Peak Area (pA*s)	Conc. (g/100 ml)
1		1.058	13516	0.0000
2	Methanol	1.152	17317	0.0000
3	Acetaldehyde	1.287	10418	0.0000
4	Ethanol	1.452	2268452	0.2528
5	Acetone	2.220	9626	0.0000
6	n-Propanol	2.423	2269755	1.0000

**Channel 2**

Column: Restek Rtx-BAC2, 30 m x 0.53 mm x 2 µm (SN: 1139862)



Trace 2: Channel 2: Restek Rtx-BAC2 (30 m x 0.53 mm x 2 µm) (SN: 1139862)

No.	Compound	Time (min.)	Peak Area (pA*s)	Conc. (g/100 ml)
1		0.910	6540	0.0000
2		1.048	6841	0.0000
3	Acetaldehyde	1.333	5215	0.0000
4	Ethanol	2.113	2240308	0.2479
5	Acetone	2.288	24833	0.0000
6	n-Propanol	4.105	2201730	1.0000



**Texas Department of Public Safety**  
**El Paso Regional Crime Laboratory**

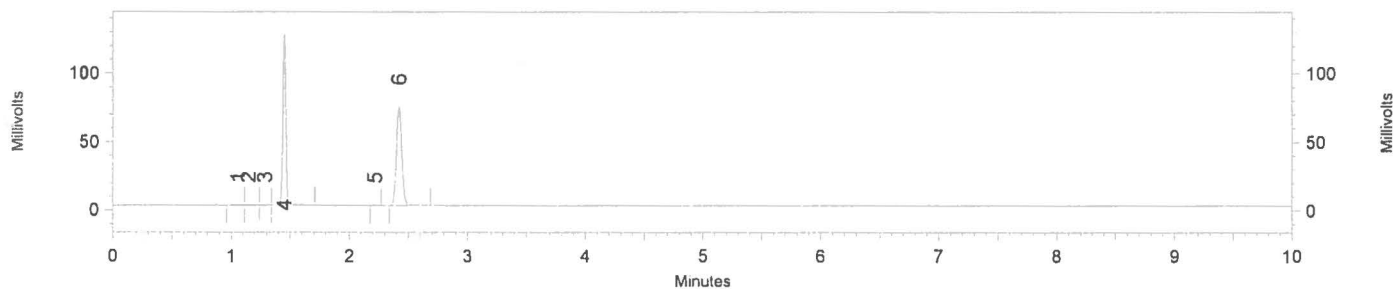
MR

**Blood Alcohol Analysis Report**

**Operator:** Ana Lilia Romero  
**Acquired:** 2/11/2014 12:17:37 AM  
**Sample:** ELP-1312-02093-2  
**Vial :** 94  
**Data File:** C:\ChromQuest\Enterprise\Projects\Default\Data\BAC\ALRData\ALR020714\BAC\_ALR020714\_094.dat  
**Instrument:** Thermo Trace GC Ultra/TriPlus HS (S/N: 320080876)

**Channel 1**

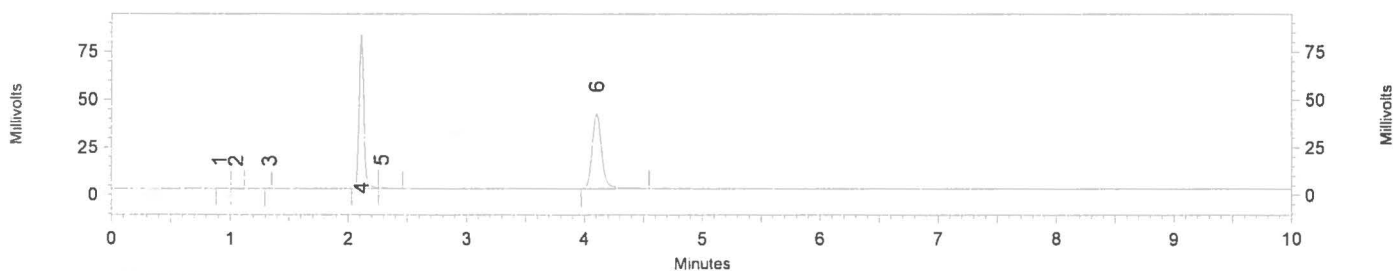
**Column:** Restek Rtx-BAC1, 30 m x 0.53 mm x 3  $\mu$ m (SN: 1139213)



No.	Compound	Time (min.)	Peak Area (pA*s)	Conc. (g/100 ml)
1		1.055	24235	0.0000
2	Methanol	1.148	22895	0.0000
3	Acetaldehyde	1.287	13502	0.0000
4	Ethanol	1.450	2277643	0.2515
5	Acetone	2.217	8846	0.0000
6	n-Propanol	2.422	2290192	1.0000

**Channel 2**

**Column:** Restek Rtx-BAC2, 30 m x 0.53 mm x 2  $\mu$ m (SN: 1139862)



No.	Compound	Time (min.)	Peak Area (pA*s)	Conc. (g/100 ml)
1		0.910	6877	0.0000
2		1.048	6166	0.0000
3	Acetaldehyde	1.335	5399	0.0000
4	Ethanol	2.112	2246378	0.2436
5	Acetone	2.282	30193	0.0000
6	n-Propanol	4.103	2246645	1.0000

**Texas Department of Public Safety  
El Paso Regional Crime Laboratory**

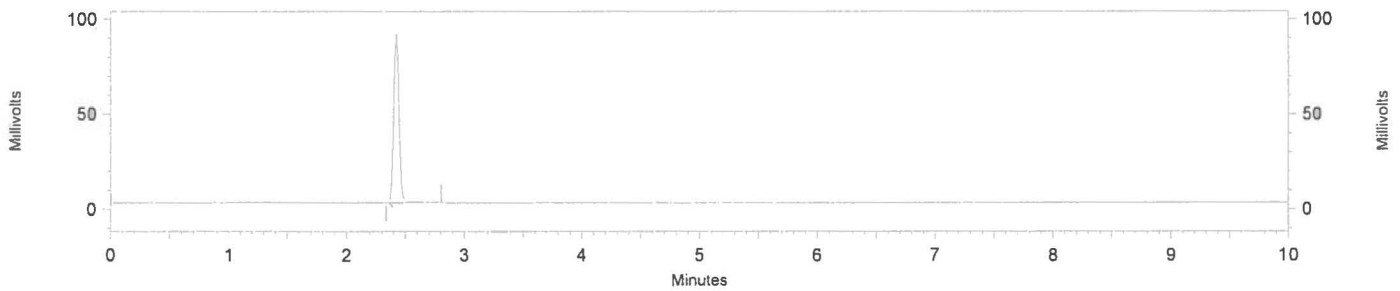
**Blood Alcohol Analysis Report**

Operator: **Ana Lilia Romero**  
 Acquired: 2/11/2014 12:31:19 AM  
 Sample: Method Blank (ALR 2013-09-27-198) ELP-1312-02095  
 Vial : 95  
 Data File: C:\ChromQuest\Enterprise\Projects\Default\Data\BAC\ALRData\ALR020714\BAC\_ALR020714\_095.dat  
 Instrument: Thermo Trace GC Ultra/TriPlus HS (S/N: 320080876)

*AR*

**Channel 1**

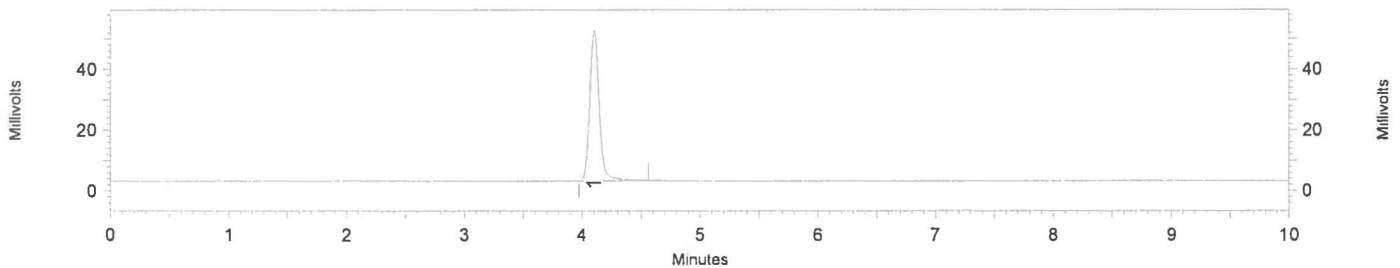
Column: Restek Rtx-BAC1, 30 m x 0.53 mm x 3  $\mu$ m (SN: 1139213)



No.	Compound	Time (min.)	Peak Area (pA*s)	Conc. (g/100 ml)
1	n-Propanol	2.422	2821149	1.0000

**Channel 2**

Column: Restek Rtx-BAC2, 30 m x 0.53 mm x 2  $\mu$ m (SN: 1139862)



No.	Compound	Time (min.)	Peak Area (pA*s)	Conc. (g/100 ml)
1	n-Propanol	4.102	2807091	1.0000

**Texas Department of Public Safety  
El Paso Regional Crime Laboratory**

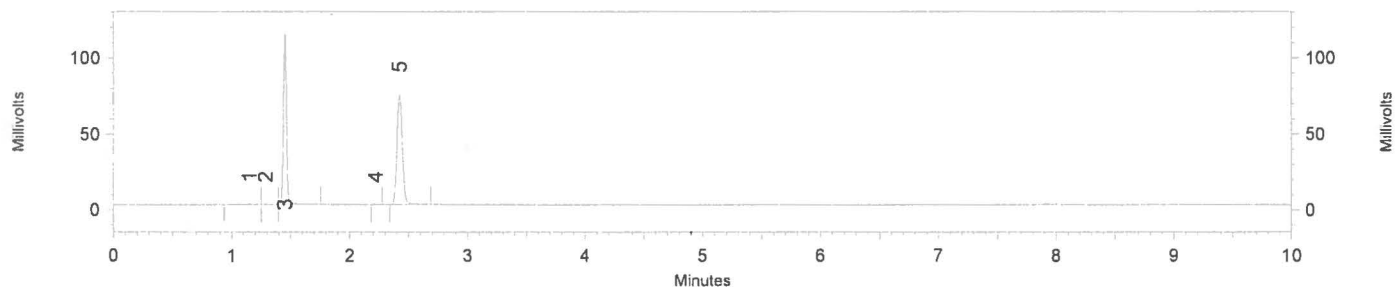
**Blood Alcohol Analysis Report**

*MR*

Operator: Ana Lilia Romero  
 Acquired: 2/11/2014 12:44:55 AM  
 Sample: ELP-1312-02095-1  
 Vial : 96  
 Data File: C:\ChromQuest\Enterprise\Projects\Default\Data\BAC\ALRData\ALR020714\BAC\_ALR020714\_096.dat  
 Instrument: Thermo Trace GC Ultra/TriPlus HS (S/N: 320080876)

**Channel 1**

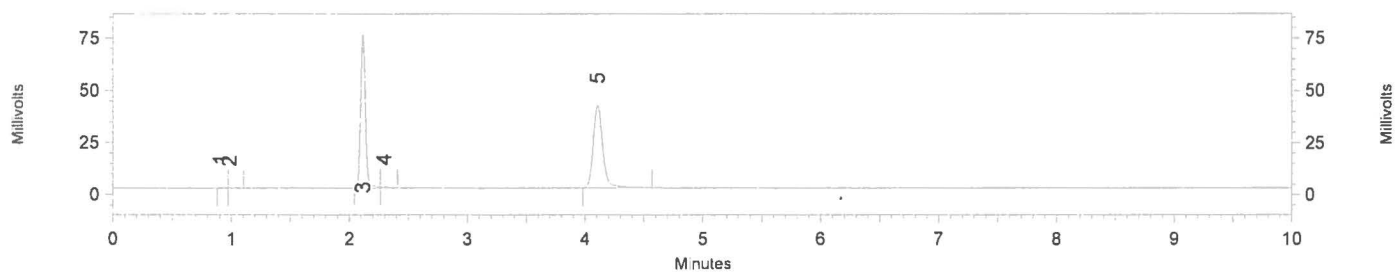
Column: Restek Rtx-BAC1, 30 m x 0.53 mm x 3 μm (SN: 1139213)



No.	Compound	Time (min.)	Peak Area (pA*s)	Conc. (g/100 ml)
1	Methanol	1.150	28597	0.0000
2	Acetaldehyde	1.290	8905	0.0000
3	Ethanol	1.453	2078359	0.2283
4	Acetone	2.218	7655	0.0000
5	n-Propanol	2.423	2302325	1.0000

**Channel 2**

Column: Restek Rtx-BAC2, 30 m x 0.53 mm x 2 μm (SN: 1139862)



No.	Compound	Time (min.)	Peak Area (pA*s)	Conc. (g/100 ml)
1		0.908	6329	0.0000
2		0.985	5665	0.0000
3	Ethanol	2.115	2061609	0.2228
4	Acetone	2.295	25118	0.0000
5	n-Propanol	4.105	2254668	1.0000

**Texas Department of Public Safety  
El Paso Regional Crime Laboratory**

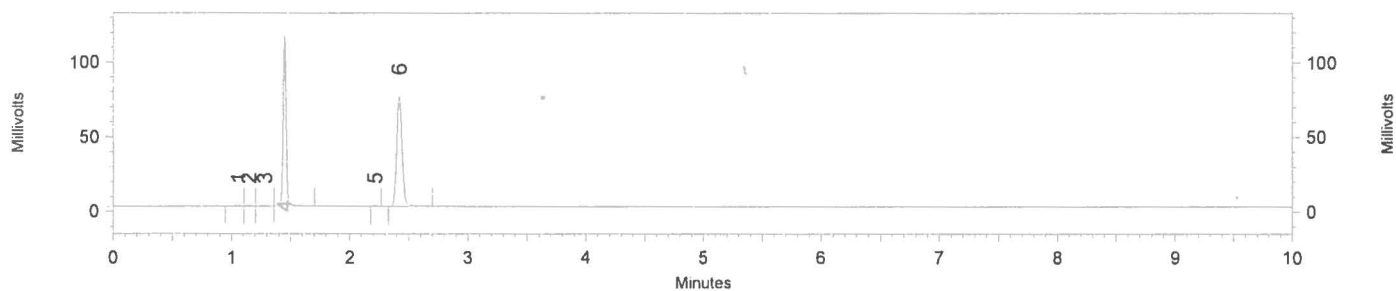
*ALR*

**Blood Alcohol Analysis Report**

Operator: **Ana Lilia Romero**  
 Acquired: 2/11/2014 12:58:38 AM  
 Sample: ELP-1312-02095-2  
 Vial : 97  
 Data File: C:\ChromQuest\Enterprise\Projects\Default\Data\BAC\ALRData\ALR020714\BAC\_ALR020714\_097.dat  
 Instrument: Thermo Trace GC Ultra/TriPlus HS (S/N: 320080876)

**Channel 1**

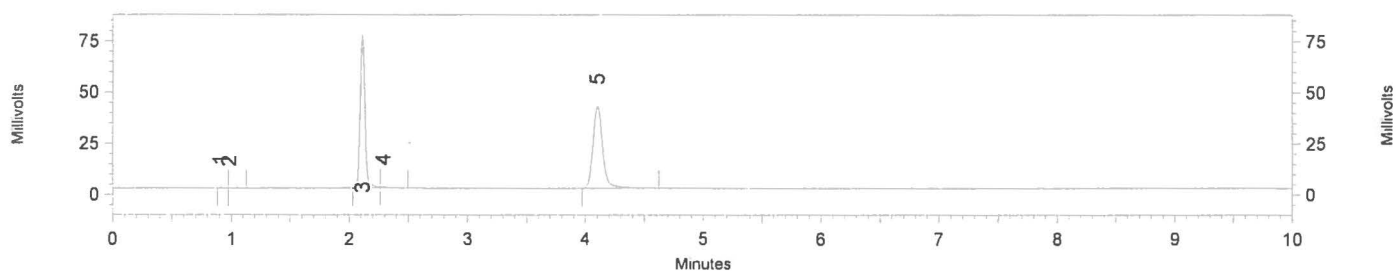
Column: Restek Rtx-BAC1, 30 m x 0.53 mm x 3  $\mu$ m (SN: 1139213)



No.	Compound	Time (min.)	Peak Area (pA*s)	Conc. (g/100 ml)
1		1.058	22322	0.0000
2	Methanol	1.150	15651	0.0000
3	Acetaldehyde	1.285	15653	0.0000
4	Ethanol	1.452	2101413	0.2281
5	Acetone	2.217	7706	0.0000
6	n-Propanol	2.422	2330643	1.0000

**Channel 2**

Column: Restek Rtx-BAC2, 30 m x 0.53 mm x 2  $\mu$ m (SN: 1139862)



No.	Compound	Time (min.)	Peak Area (pA*s)	Conc. (g/100 ml)
1		0.908	5965	0.0000
2		0.982	5954	0.0000
3	Ethanol	2.112	2085741	0.2210
4	Acetone	2.287	29185	0.0000
5	n-Propanol	4.100	2299793	1.0000

**Texas Department of Public Safety  
El Paso Regional Crime Laboratory**

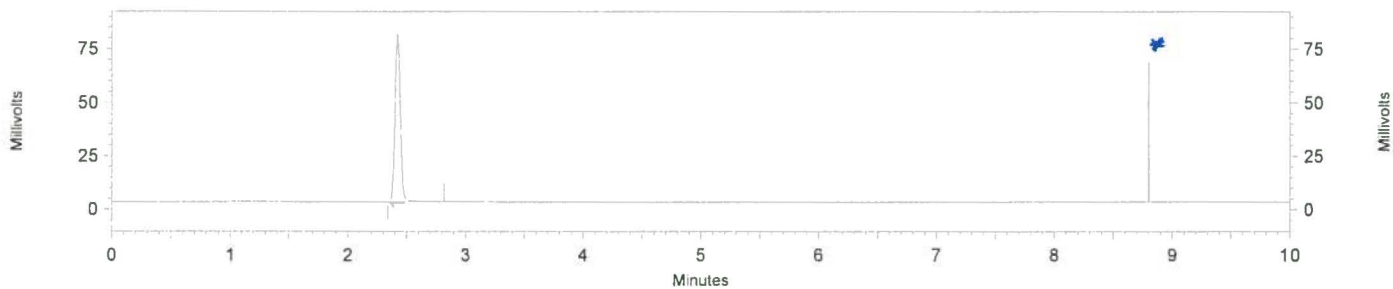
**Blood Alcohol Analysis Report**

ALR

Operator: Ana Lilia Romero  
 Acquired: 2/11/2014 1:12:22 AM  
 Sample: Method Blank (ALR 2013-09-27-198) ELP-1312-02096  
 Vial : 98  
 Data File: C:\ChromQuest\Enterprise\Projects\Default\Data\BAC\ALRData\ALR020714\BAC\_ALR020714\_098.dat  
 Instrument: Thermo Trace GC Ultra/TriPlus HS (S/N: 320080876)

**Channel 1**

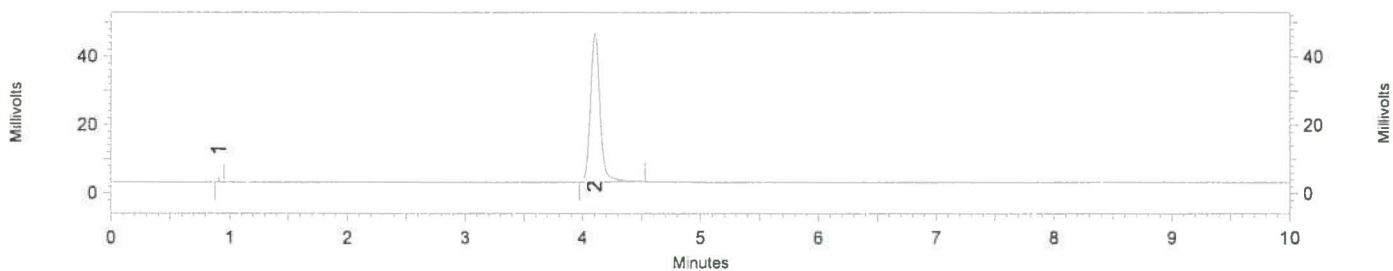
Column: Restek Rtx-BAC1, 30 m x 0.53 mm x 3  $\mu$ m (SN: 1139213)



No.	Compound	Time (min.)	Peak Area (pA*s)	Conc. (g/100 ml)
1	n-Propanol	2.422	2490249	1.0000

**Channel 2**

Column: Restek Rtx-BAC2, 30 m x 0.53 mm x 2  $\mu$ m (SN: 1139862)



No.	Compound	Time (min.)	Peak Area (pA*s)	Conc. (g/100 ml)
1		0.908	6447	0.0000
2	n-Propanol	4.102	2474761	1.0000

\* electrical spike

**Texas Department of Public Safety  
El Paso Regional Crime Laboratory**

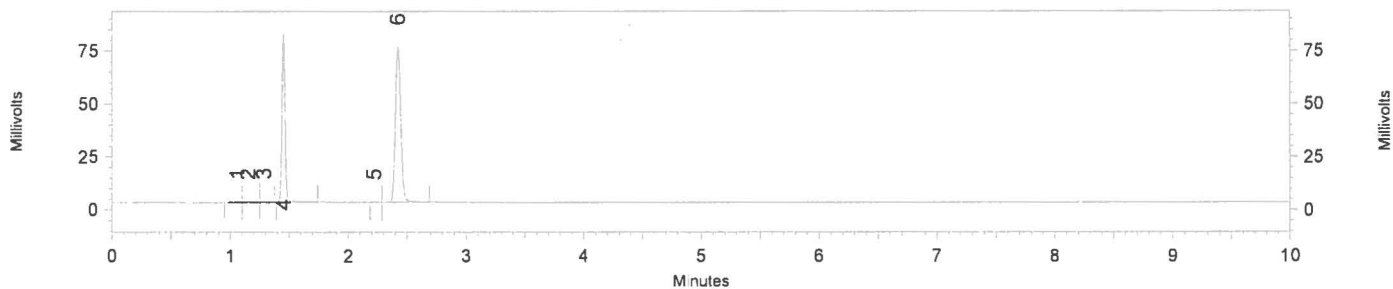
**Blood Alcohol Analysis Report**

Operator: **Ana Lilia Romero**  
 Acquired: 2/11/2014 1:26:01 AM  
 Sample: ELP-1312-02096-1  
 Vial : 99  
 Data File: C:\ChromQuest\Enterprise\Projects\Default\Data\BAC\ALRData\ALR020714\BAC\_ALR020714\_099.dat  
 Instrument: Thermo Trace GC Ultra/TriPlus HS (S/N: 320080876)

*ALR*

**Channel 1**

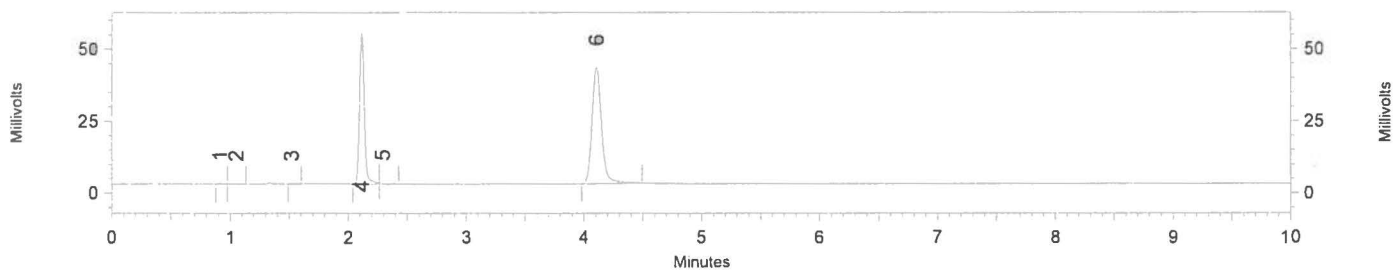
Column: Restek Rtx-BAC1, 30 m x 0.53 mm x 3  $\mu$ m (SN: 1139213)



No.	Compound	Time (min.)	Peak Area (pA*s)	Conc. (g/100 ml)
1		1.062	13880	0.0000
2	Methanol	1.153	15412	0.0000
3	Acetaldehyde	1.288	11851	0.0000
4	Ethanol	1.453	1479383	0.1605
5	Acetone	2.218	7702	0.0000
6	n-Propanol	2.423	2331385	1.0000

**Channel 2**

Column: Restek Rtx-BAC2, 30 m x 0.53 mm x 2  $\mu$ m (SN: 1139862)



No.	Compound	Time (min.)	Peak Area (pA*s)	Conc. (g/100 ml)
1		0.912	6828	0.0000
2		1.052	8000	0.0000
3		1.522	6587	0.0000
4	Ethanol	2.115	1482196	0.1586
5	Acetone	2.292	23368	0.0000
6	n-Propanol	4.107	2277603	1.0000

# Texas Department of Public Safety El Paso Regional Crime Laboratory

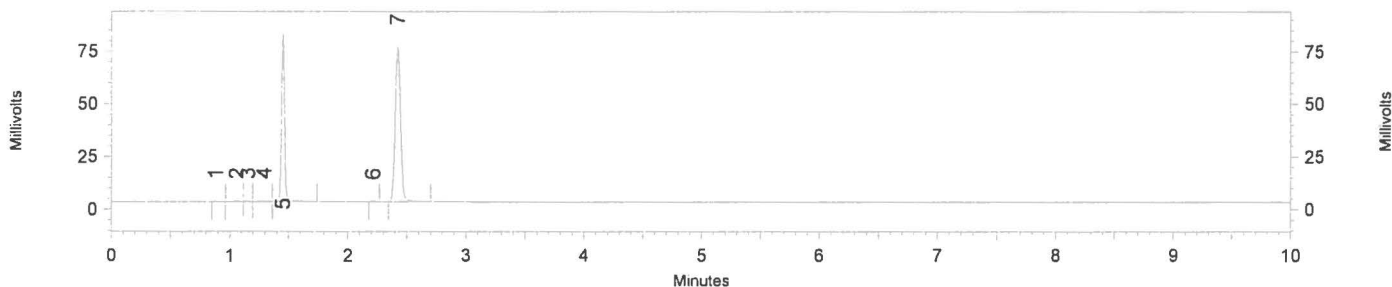
## Blood Alcohol Analysis Report

*ALP*

Operator: Ana Lilia Romero  
 Acquired: 2/11/2014 1:39:50 AM  
 Sample: ELP-1312-02096-2  
 Vial: 100  
 Data File: C:\ChromQuest\Enterprise\Projects\Default\Data\BAC\ALRData\ALR020714\BAC\_ALR020714\_100.dat  
 Instrument: Thermo Trace GC Ultra/TriPlus HS (S/N: 320080876)

**Channel 1**

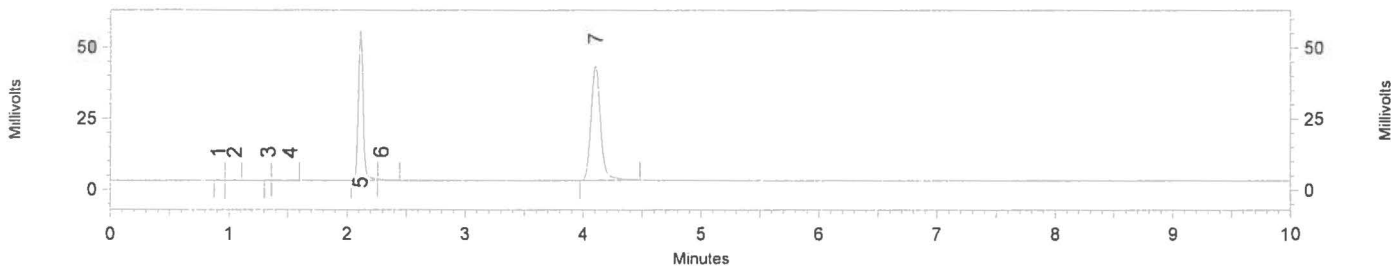
Column: Restek Rtx-BAC1, 30 m x 0.53 mm x 3 μm (SN: 1139213)



No.	Compound	Time (min.)	Peak Area (pA*s)	Conc. (g/100 ml)
1		0.882	7784	0.0000
2		1.057	24001	0.0000
3	Methanol	1.155	15726	0.0000
4	Acetaldehyde	1.292	22406	0.0000
5	Ethanol	1.452	1490054	0.1616
6	Acetone	2.213	8148	0.0000
7	n-Propanol	2.422	2332104	1.0000

**Channel 2**

Column: Restek Rtx-BAC2, 30 m x 0.53 mm x 2 μm (SN: 1139862)



No.	Compound	Time (min.)	Peak Area (pA*s)	Conc. (g/100 ml)
1		0.910	6675	0.0000
2		1.048	7746	0.0000
3	Acetaldehyde	1.337	7606	0.0000
4		1.522	8609	0.0000
5	Ethanol	2.113	1483430	0.1585
6	Acetone	2.290	24866	0.0000
7	n-Propanol	4.103	2279532	1.0000

**Texas Department of Public Safety  
El Paso Regional Crime Laboratory**

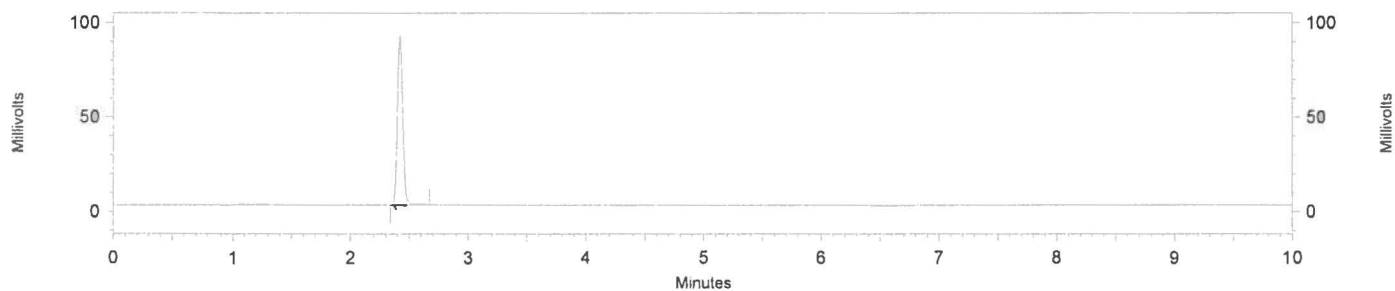
**Blood Alcohol Analysis Report**

Operator: **Ana Lilia Romero**  
 Acquired: 2/11/2014 1:53:41 AM  
 Sample: Method Blank (ALR 2013-09-27-198) ELP-1312-02098  
 Vial: 101  
 Data File: C:\ChromQuest\Enterprise\Projects\Default\Data\BAC\ALRData\ALR020714\BAC\_ALR020714\_101.dat  
 Instrument: Thermo Trace GC Ultra/TriPlus HS (S/N: 320080876)

*AR*

**Channel 1**

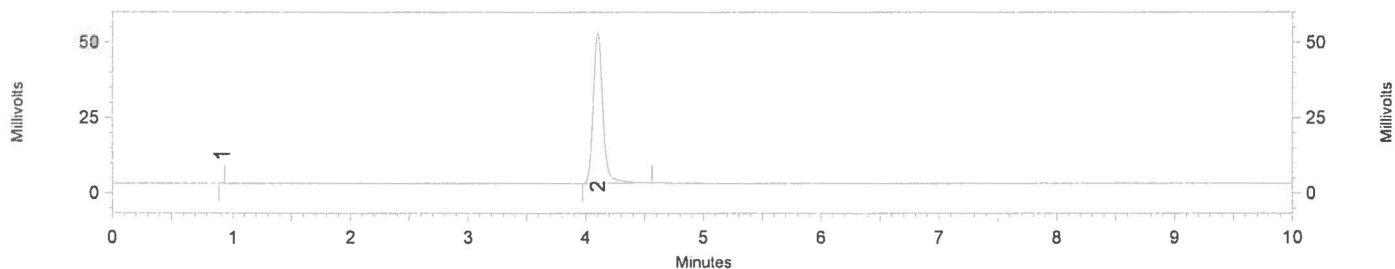
Column: Restek Rtx-BAC1, 30 m x 0.53 mm x 3  $\mu$ m (SN: 1139213)



No.	Compound	Time (min.)	Peak Area (pA*s)	Conc. (g/100 ml)
1	n-Propanol	2.422	2829315	1.0000

**Channel 2**

Column: Restek Rtx-BAC2, 30 m x 0.53 mm x 2  $\mu$ m (SN: 1139862)



No.	Compound	Time (min.)	Peak Area (pA*s)	Conc. (g/100 ml)
1		0.912	4408	0.0000
2	n-Propanol	4.103	2830034	1.0000



**Texas Department of Public Safety  
El Paso Regional Crime Laboratory**

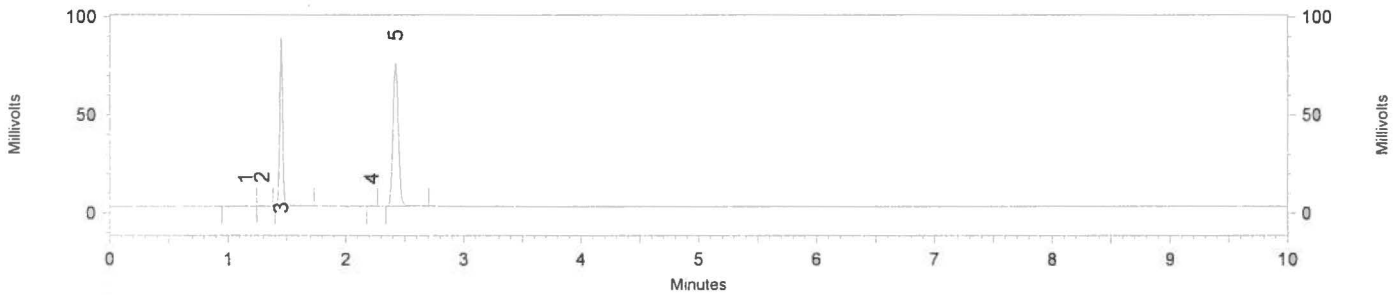
**Blood Alcohol Analysis Report**

Operator: **Ana Lilia Romero**  
 Acquired: 2/11/2014 2:07:22 AM  
 Sample: ELP-1312-02098-1  
 Vial : 102  
 Data File: C:\ChromQuest\Enterprise\Projects\Default\Data\BAC\ALRData\ALR020714\BAC\_ALR020714\_102.dat  
 Instrument: Thermo Trace GC Ultra/TriPlus HS (S/N: 320080876)

ALR

**Channel 1**

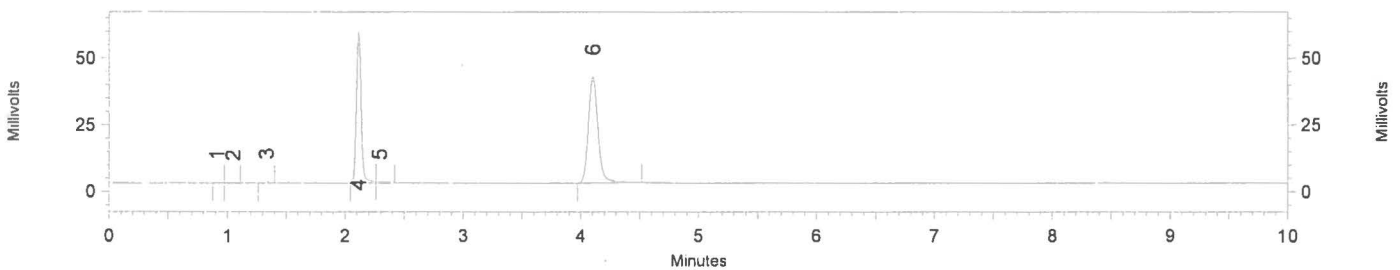
Column: Restek Rtx-BAC1, 30 m x 0.53 mm x 3 µm (SN: 1139213)



No.	Compound	Time (min.)	Peak Area (pA*s)	Conc. (g/100 ml)
1	Methanol	1.150	26475	0.0000
2	Acetaldehyde	1.290	18120	0.0000
3	Ethanol	1.452	1591112	0.1741
4	Acetone	2.218	7778	0.0000
5	n-Propanol	2.422	2311418	1.0000

**Channel 2**

Column: Restek Rtx-BAC2, 30 m x 0.53 mm x 2 µm (SN: 1139862)



No.	Compound	Time (min.)	Peak Area (pA*s)	Conc. (g/100 ml)
1		0.912	6657	0.0000
2		1.048	6465	0.0000
3	Acetaldehyde	1.333	14905	0.0000
4	Ethanol	2.113	1590056	0.1716
5	Acetone	2.292	23543	0.0000
6	n-Propanol	4.102	2257896	1.0000

**Texas Department of Public Safety**  
**EI Paso Regional Crime Laboratory**

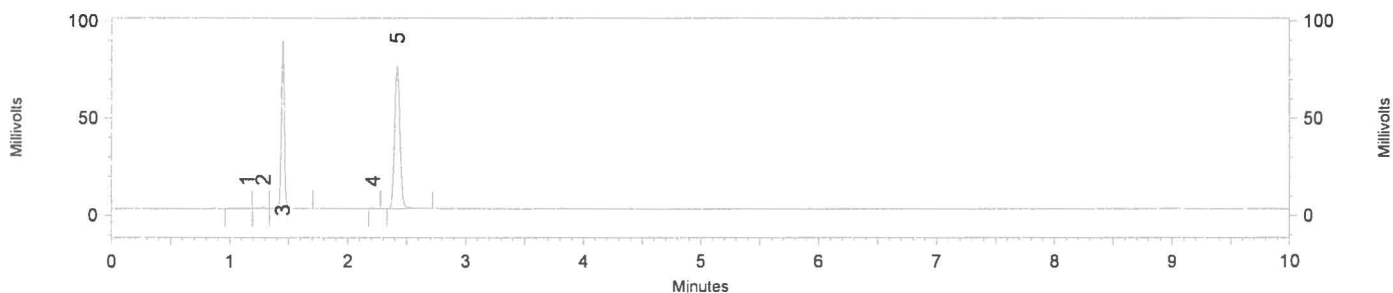
**Blood Alcohol Analysis Report**

Operator: **Ana Lilia Romero**  
 Acquired: 2/11/2014 2:21:09 AM  
 Sample: ELP-1312-02098-2  
 Vial : 103  
 Data File: C:\ChromQuest\Enterprise\Projects\Default\Data\BAC\ALRData\ALR020714\BAC\_ALR020714\_103.dat  
 Instrument: Thermo Trace GC Ultra/TriPlus HS (S/N: 320080876)

ALR

**Channel 1**

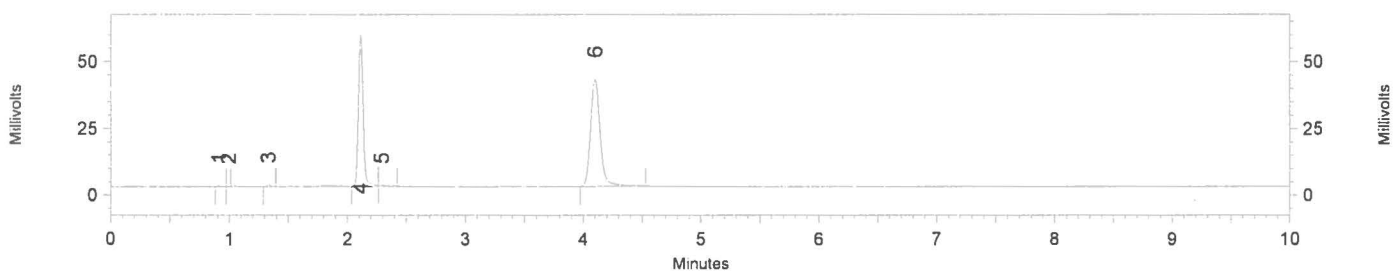
Column: Restek Rtx-BAC1, 30 m x 0.53 mm x 3  $\mu$ m (SN: 1139213)



No.	Compound	Time (min.)	Peak Area (pA*s)	Conc. (g/100 ml)
1	Methanol	1.152	34157	0.0000
2	Acetaldehyde	1.287	24205	0.0000
3	Ethanol	1.452	1597151	0.1734
4	Acetone	2.215	8103	0.0000
5	n-Propanol	2.420	2330293	1.0000

**Channel 2**

Column: Restek Rtx-BAC2, 30 m x 0.53 mm x 2  $\mu$ m (SN: 1139862)



No.	Compound	Time (min.)	Peak Area (pA*s)	Conc. (g/100 ml)
1		0.910	5899	0.0000
2		0.993	1224	0.0000
3	Acetaldehyde	1.333	13779	0.0000
4	Ethanol	2.112	1596554	0.1705
5	Acetone	2.290	21822	0.0000
6	n-Propanol	4.098	2280748	1.0000

**Texas Department of Public Safety  
El Paso Regional Crime Laboratory**

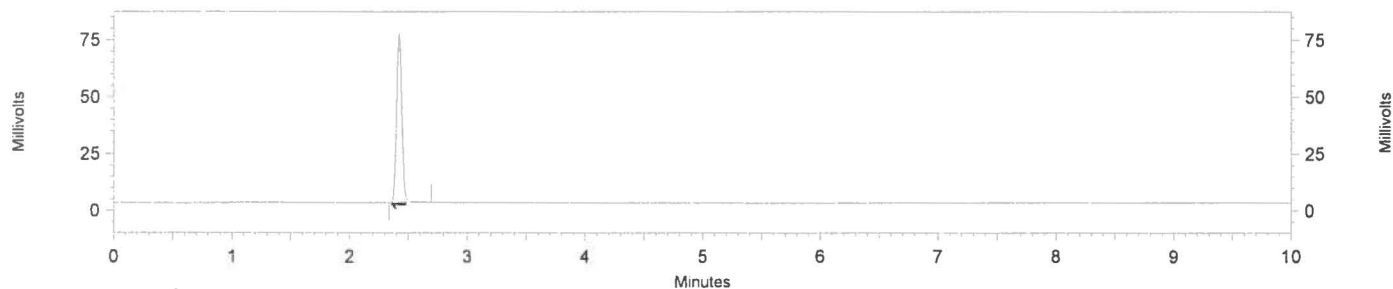
**Blood Alcohol Analysis Report**

ALR

**Operator:** Ana Lilia Romero  
**Acquired:** 2/11/2014 2:34:55 AM  
**Sample:** Method Blank (ALR 2013-09-27-198) ELP-1312-02129  
**Vial :** 104  
**Data File:** C:\ChromQuest\Enterprise\Projects\Default\Data\BAC\ALRData\ALR020714\BAC\_ALR020714\_104.dat  
**Instrument:** Thermo Trace GC Ultra/TriPlus HS (S/N: 320080876)

**Channel 1**

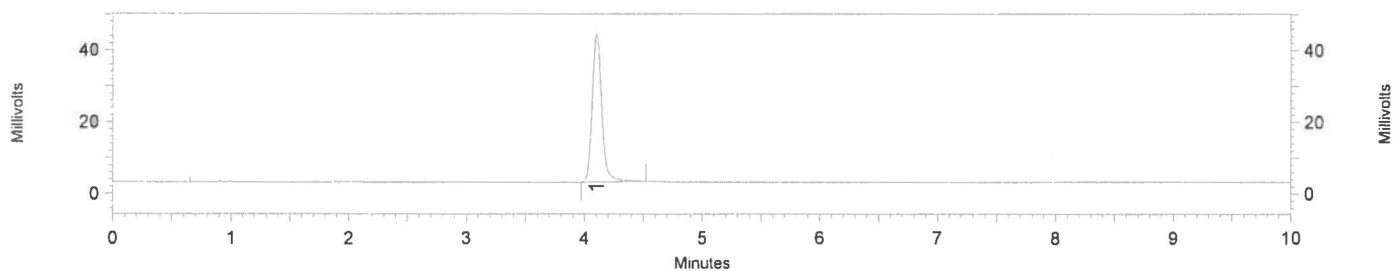
**Column:** Restek Rtx-BAC1, 30 m x 0.53 mm x 3  $\mu$ m (SN: 1139213)



No.	Compound	Time (min.)	Peak Area (pA*s)	Conc. (g/100 ml)
1	n-Propanol	2.423	2337458	1.0000

**Channel 2**

**Column:** Restek Rtx-BAC2, 30 m x 0.53 mm x 2  $\mu$ m (SN: 1139862)



No.	Compound	Time (min.)	Peak Area (pA*s)	Conc. (g/100 ml)
1	n-Propanol	4.103	2340855	1.0000

## Texas Department of Public Safety El Paso Regional Crime Laboratory

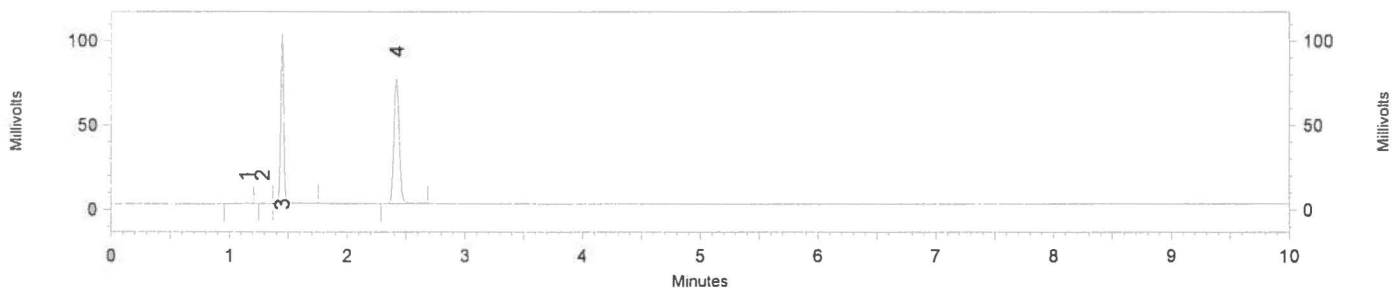
### Blood Alcohol Analysis Report

Operator: **Ana Lilia Romero**  
 Acquired: 2/11/2014 2:48:41 AM  
 Sample: ELP-1312-02129-1  
 Vial : 105  
 Data File: C:\ChromQuest\Enterprise\Projects\Default\Data\BAC\ALRData\ALR020714\BAC\_ALR020714\_105.dat  
 Instrument: Thermo Trace GC Ultra/TriPlus HS (S/N: 320080876)

ALR

**Channel 1**

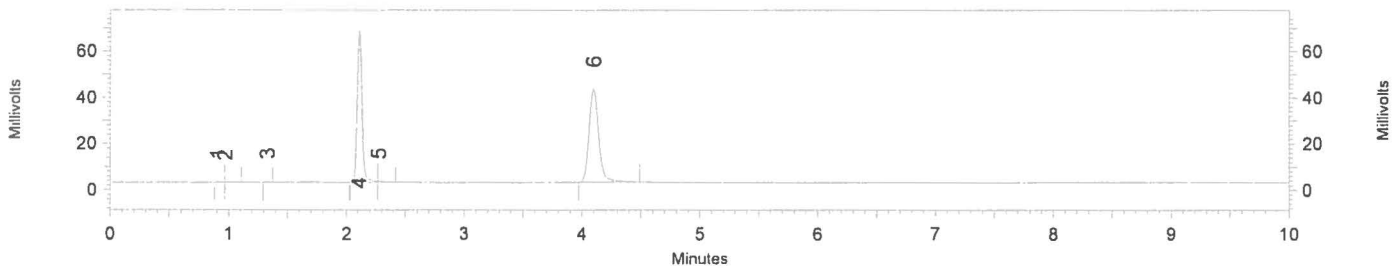
Column: Restek Rtx-BAC1, 30 m x 0.53 mm x 3 µm (SN: 1139213)



No.	Compound	Time (min.)	Peak Area (pA*s)	Conc. (g/100 ml)
1	Methanol	1.150	19046	0.0000
2	Acetaldehyde	1.285	14031	0.0000
3	Ethanol	1.450	1854367	0.2000
4	n-Propanol	2.420	2344771	1.0000

**Channel 2**

Column: Restek Rtx-BAC2, 30 m x 0.53 mm x 2 µm (SN: 1139862)



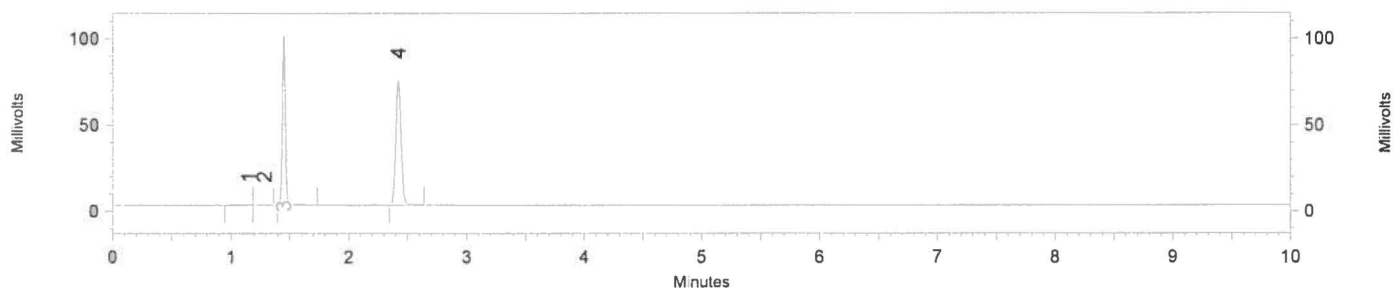
No.	Compound	Time (min.)	Peak Area (pA*s)	Conc. (g/100 ml)
1		0.907	6518	0.0000
2		0.970	5935	0.0000
3	Acetaldehyde	1.332	11719	0.0000
4	Ethanol	2.110	1848250	0.1971
5	Acetone	2.277	22767	0.0000
6	n-Propanol	4.100	2284546	1.0000

**Texas Department of Public Safety  
El Paso Regional Crime Laboratory**

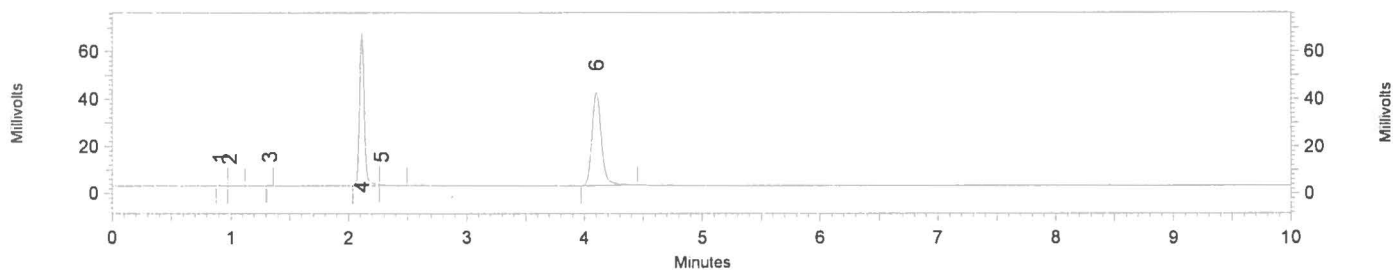
**Blood Alcohol Analysis Report**

ALR

Operator: Ana Lilia Romero  
 Acquired: 2/11/2014 3:02:32 AM  
 Sample: ELP-1312-02129-2  
 Vial : 106  
 Data File: C:\ChromQuest\Enterprise\Projects\Default\Data\BAC\ALRData\ALR020714\BAC\_ALR020714\_106.dat  
 Instrument: Thermo Trace GC Ultra/TriPlus HS (S/N: 320080876)

**Channel 1**Column: Restek Rtx-BAC1, 30 m x 0.53 mm x 3  $\mu$ m (SN: 1139213)

No.	Compound	Time (min.)	Peak Area (pA*s)	Conc. (g/100 ml)
1	Methanol	1.153	33310	0.0000
2	Acetaldehyde	1.287	19182	0.0000
3	Ethanol	1.452	1804810	0.2001
4	n-Propanol	2.420	2281419	1.0000

**Channel 2**Column: Restek Rtx-BAC2, 30 m x 0.53 mm x 2  $\mu$ m (SN: 1139862)

No.	Compound	Time (min.)	Peak Area (pA*s)	Conc. (g/100 ml)
1		0.910	6038	0.0000
2		0.988	5816	0.0000
3	Acetaldehyde	1.333	10259	0.0000
4	Ethanol	2.112	1801888	0.1975
5	Acetone	2.278	27012	0.0000
6	n-Propanol	4.102	2223091	1.0000

**Texas Department of Public Safety  
El Paso Regional Crime Laboratory**

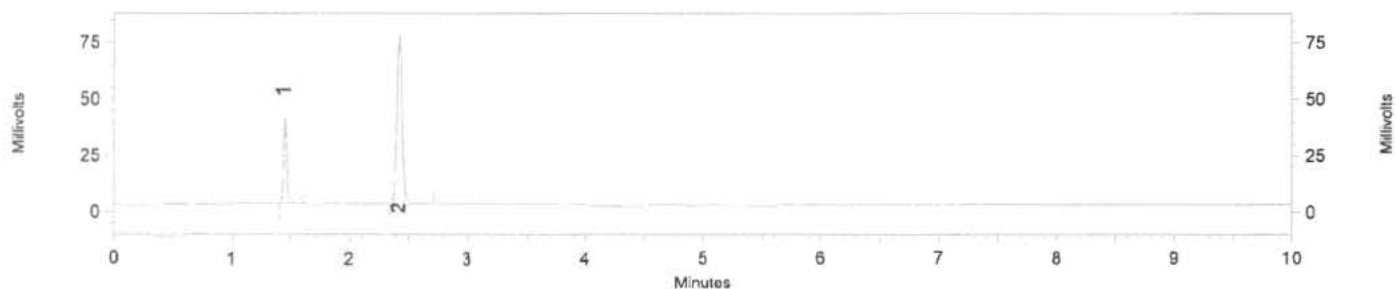
**Blood Alcohol Analysis Report**

*ALR*

Operator: Ana Lilia Romero  
 Acquired: 2/11/2014 3:16:24 AM  
 Sample: 0.080 Control (Lipomed 14112011-A)  
 Vial: 107  
 Data File: C:\ChromQuest\Enterprise\Projects\Default\Data\BAC\ALRData\ALR020714\BAC\_ALR020714\_107.dat  
 Instrument: Thermo Trace GC Ultra/TriPlus HS (S/N: 320080876)

**Channel 1**

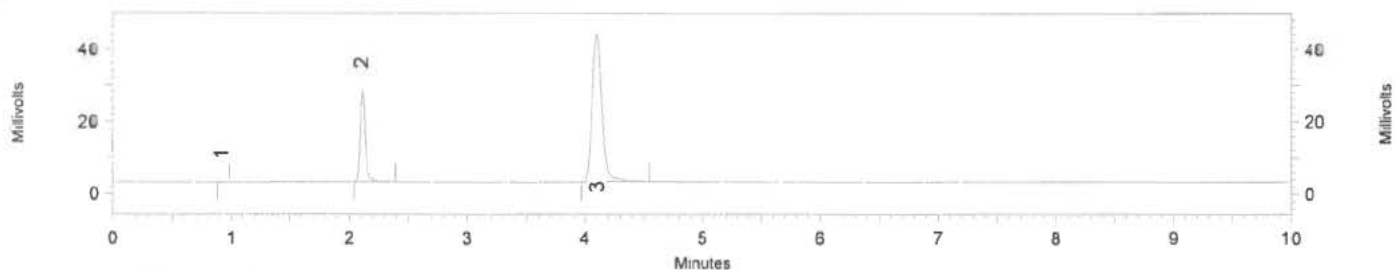
Column: Restek Rtx-BAC1, 30 m x 0.53 mm x 3  $\mu$ m (SN: 1139213)



No.	Compound	Time (min.)	Peak Area (pA*s)	Conc. (g/100 ml)
1	Ethanol	1.452	703044	0.0753
2	n-Propanol	2.420	2360612	1.0000

**Channel 2**

Column: Restek Rtx-BAC2, 30 m x 0.53 mm x 2  $\mu$ m (SN: 1139862)



No.	Compound	Time (min.)	Peak Area (pA*s)	Conc. (g/100 ml)
1		0.910	6356	0.0000
2	Ethanol	2.113	744116	0.0778
3	n-Propanol	4.098	2331281	1.0000

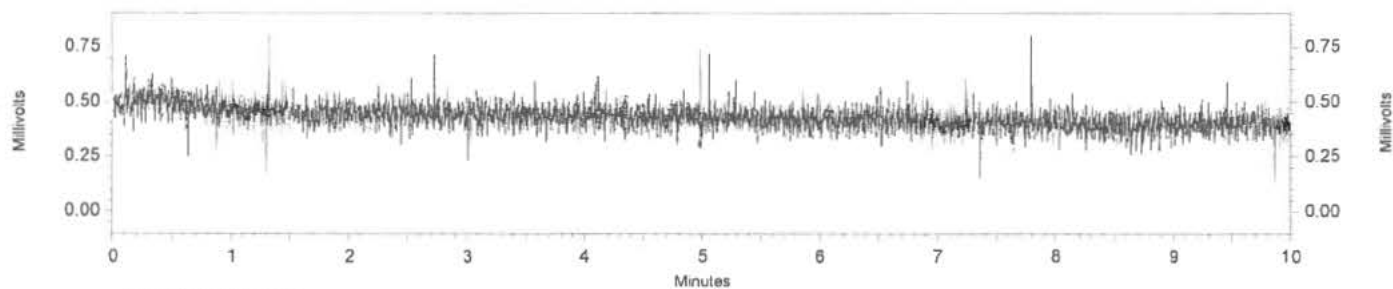
Texas Department of Public Safety  
El Paso Regional Crime Laboratory

Blood Alcohol Analysis Report

Operator: Ana Lilia Romero  
Acquired: 2/11/2014 3:35:24 AM  
Sample: SHUTDOWN  
Vial: 108  
Data File: C:\ChromQuest\Enterprise\Projects\Default\Data\BAC\ALRData\ALR020714\BAC\_ALR020714\_108.dat  
Instrument: Thermo Trace GC Ultra/TriPlus HS (S/N: 320080876)

Channel 1

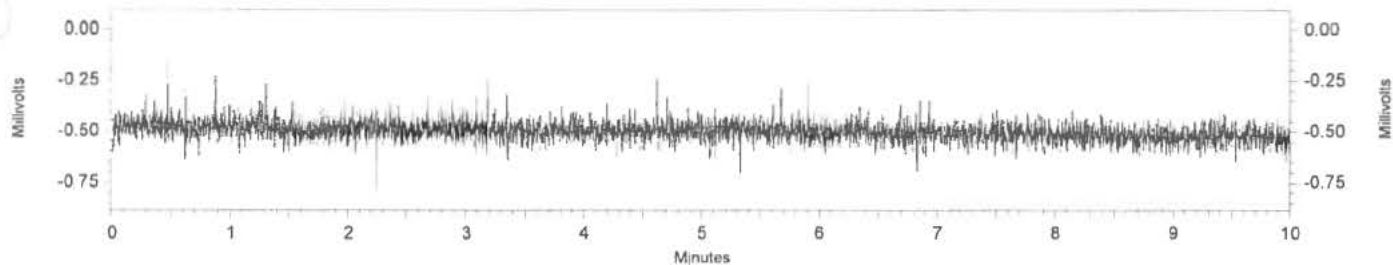
Column: Restek Rtx-BAC1, 30 m x 0.53 mm x 3  $\mu$ m (SN: 1139213)



No.	Compound	Time (min.)	Peak Area (pA*s)	Conc. (g/100 ml)
-----	----------	-------------	------------------	------------------

Channel 2

Column: Restek Rtx-BAC2, 30 m x 0.53 mm x 2  $\mu$ m (SN: 1139862)



No.	Compound	Time (min.)	Peak Area (pA*s)	Conc. (g/100 ml)
-----	----------	-------------	------------------	------------------



TEXAS DEPARTMENT OF PUBLIC SAFETY  
CRIME LABORATORY

**Quality Incident Report**

LAB-QA-04e (05/2017)p.1 Issued by: QAC

<b>Tracking ID</b>  QI-ELP-2017-0608-BA
---

Lab	El Paso	Discipline	BA	Date Discovered	6/8/2017	<b>Page 1 of 1</b>
Date of Incident	9/28/2013		End Date of Incident (if applicable)	9/28/2013		
Related Policy/Procedure/Specification	BA-02-01					
Related Work # (case/batch/instrument)	ELP-1309-01569					

**Incident Description:**

During a peer review, BA analyst LH noticed that the instrument miscalculated the concentration of two controls used in a batch (0.100 and 0.300 were used). LH verified by manually calculating the concentration using the area counts of the instrument. In the case of the 0.100 standard, the numbers were off to a degree that the standard would not qualify as acceptable. Since this was an error that was only seen by doing the manual calculations, LH pulled every case analyzed in the batch and found one case where this error occurred (case number ELP-1309-01569). In that case, because of the difference in the concentration, it changes the reported value from 0.149 to 0.147. The remainder of the cases in the batch were not subject to the same error.

**Cause Analysis:**

The cause was determined to be the result of a unexplained glitch in the computer software that was not observed in other cases in the batch. The error has not been observed in any other cases outside the batch, and since the affected instrument was removed from service in 2014, the incident is not expected to reoccur. Routinely, manual calculations are not performed to verify calculations initially performed by the computer software. This contributed to the amount of time between when the incident occurred and when it was discovered during a peer review.

**Involved Parties (who by direct actions caused the quality incident):**

Not Applicable

**Correction(s) to the Original Work (Indicate if not performed at this time)**

**Corrected Report? Yes**

Because of the difference in the concentration, the reported value changed from 0.149 to 0.147. Since there is an acceptable standard on each end of the run, the batch still passes. An amended report was generated for ELP-1309-01569 noting this difference and was released as of 11/27/17. Since the technology leading to this incident is no longer utilized in current cases, and the difference observed was not significant enough to alter the outcome on the case, no further action is needed.

**Customer Notification (Indicate if not performed at this time or not applicable):**

Amended report released to client as of 11/27/17.

**Corrective Action Necessary? No**

**Significant Disclosure? No**

**Approval**

Requestor	<u>Condell, Kevin (electronically signed)</u>	Date: <u>12/4/2017</u>
TL/TPOC	<u>Hernandez, Laura (electronically signed, non-technical if blank)</u>	Date: <u>12/4/2017</u>
Lab QA	<u>Condell, Kevin (electronically signed)</u>	Date: <u>12/5/2017</u>
Management	<u>Correa, Joseph (electronically signed)</u>	Date: <u>1/15/2018</u>
System QA	<u>Turner, Valerie (electronically signed)</u>	Date: <u>1/18/2018</u>





TEXAS DEPARTMENT OF PUBLIC SAFETY  
 CRIME LABORATORY  
**Quality Incident Report**  
LAB-QA-04e (05/2017)p.1 Issued by: QAC

<b>Tracking ID</b>  QI-ELP-2017-0831-BA
---

Lab	El Paso	Discipline	BA	Date Discovered	8/31/2017	<b>Page 1 of 2</b>
Date of Incident	3/12/2014		End Date of Incident (if applicable)		3/14/2014	
Related Policy/Procedure/Specification	BA-01-04 3.A.1					
Related Work # (case/batch/instrument)	ELP-1312-02057 1312-02080 02071	ELP-1312-02074 ELP-1312-02093 ELP-1312-02083	ELP-1312-02086 ELP-1312-02070 ELP-1312-02096	ELP-1312-02058 ELP-1312-02082 ELP-1312-02072	ELP-1312-02075 ELP-1312-02095 ELP-1312-02084	
<b>Incident Description:</b>						
<p>During a peer review BA analyst LH noticed that the data for three samples (Volatile mixture (line 3 of the batch log), Control sample (0.08 ethanol standard from Lipomed lot 14112011-A), and Control sample (0.08 ethanol standard from Cerillinat lot FN011712-02)) was listed incorrectly on the batch log. Specifically, the concentrations on the data pages were incorrectly transcribed for the volatile mixture (line 3) and the 0.080 control (line 107). In addition, there is data for an additional 0.080 control analyzed in position 108 and it is documented on a batch summary but it does not appear in the batch log. Furthermore, the concentrations reported for line 107 are actually the concentrations for line 108. In addition, the last control that was analyzed was not present on the log. On closer inspection by LH, it appears that the concentration for one of the samples belonged to the missing control sample.</p>						
<b>Cause Analysis:</b>						
<p>Since the data pages are correct and the analyst at the time typed the alcohol concentrations into the batch log file, LH concluded that this incident appears to be due to a transcriptional error made by the original analyst Ana Romero in typing the values from the data pages to the batch log. The error only affects the batch log; not the data or the results.</p>						
<b>Involved Parties (who by direct actions caused the quality incident):</b>						
Not Applicable						
<b>Correction(s) to the Original Work (Indicate if not performed at this time)</b>						
<p>The alcohol concentrations on the data pages were verified correct by LH and all data pages were present. LH verified that the data pages have correct information and the report lists the correct information. It is only the batch log that contains the error, and it appears to be transcriptional in nature. The information on the report was correct. LH manually calculated the results and verified their accuracy. Since there was no error in the reported alcohol concentration in the case, there is no need to have an amended report. This case was originally analyzed at a time when more manual entries were required for blood alcohol analysis. Since the time of testing, there have been steps made to automate the entry of results. This automation helps to limit these types of errors.</p>						
<b>Corrected Report? NA</b>						
<b>Customer Notification (Indicate if not performed at this time or not applicable):</b>						
N/A						
<b>Corrective Action Necessary? No</b>					<b>Significant Disclosure? No</b>	



TEXAS DEPARTMENT OF PUBLIC SAFETY  
CRIME LABORATORY

**Quality Incident Report**

LAB-QA-04e (05/2017)p.1 Issued by: QAC

**Tracking Number**

QI-ELP-2017-0831-BA

Lab	El Paso	Discipline	BA	Date Discovered	8/31/2017
-----	---------	------------	----	-----------------	-----------

Page 2 of 2

**Approval**

Requestor	<u>Condel, Kevin (electronically signed)</u>	Date:	<u>1/23/2018</u>
TL/TPOC	<u>Hernandez, Laura (electronically signed, non-technical if blank)</u>	Date:	<u>1/23/2018</u>
Lab QA	<u>Condel, Kevin (electronically signed)</u>	Date:	<u>2/12/2018</u>
Management	<u>Correa, Joseph (electronically signed)</u>	Date:	<u>2/19/2018</u>
System QA	<u>Young, Wilson (electronically signed)</u>	Date:	<u>2/20/2018</u>

**EXHIBIT**

**B**

Presentation to the Screening Committee  
Texas Forensic Science Commission  
October 4, 2018

---

AMANDA CULBERTSON, MS, JD

# How it should work

---

- Calibration curve established
- At the time, DPS used a 1-point calibration curve
- Blood alcohols analyzed in duplicate (aliquot 1, aliquot 2)
- Chromatograms are printed at the conclusion of every sample
- Printed chromatograms are placed in case folders
- Cases are technically reviewed

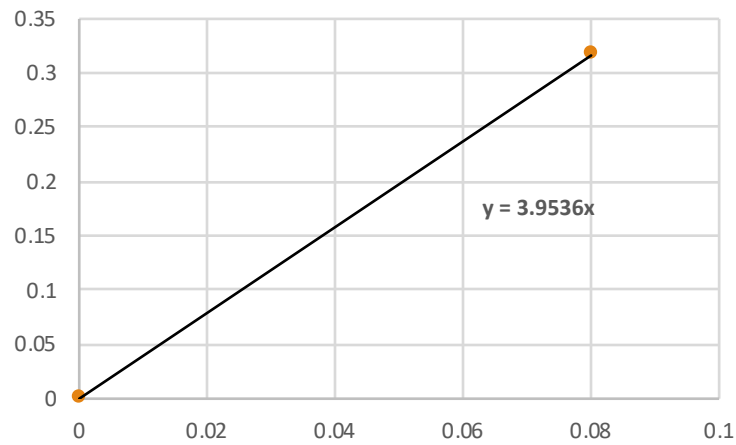
With a 1-point calibration curve, there should be no need to reprocess (aka re-analyze)

You can reprint chromatograms WITHOUT re-analyzing the data

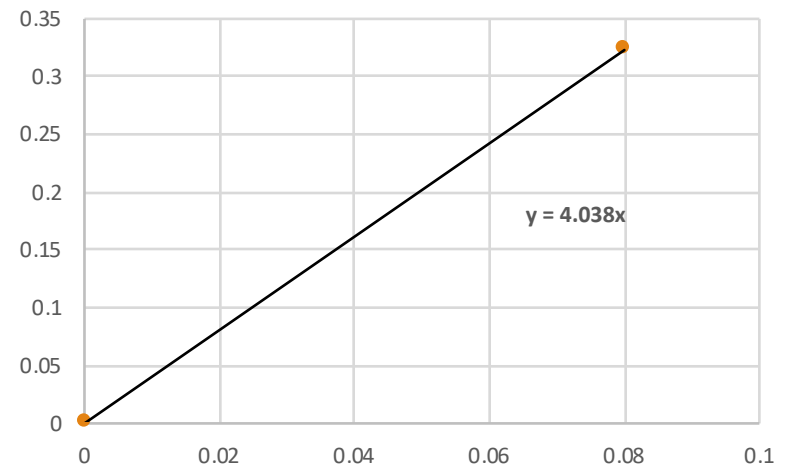
When you hear calibration curve, think equation:

- $y = mx + b$

February 2014 Calibration Curve



March 2014 Calibration Curve



# Reanalyze: Takes existing data and plugs it into a new calibration curve (equation)

Texas Department of Public Safety  
El Paso Regional Crime Laboratory

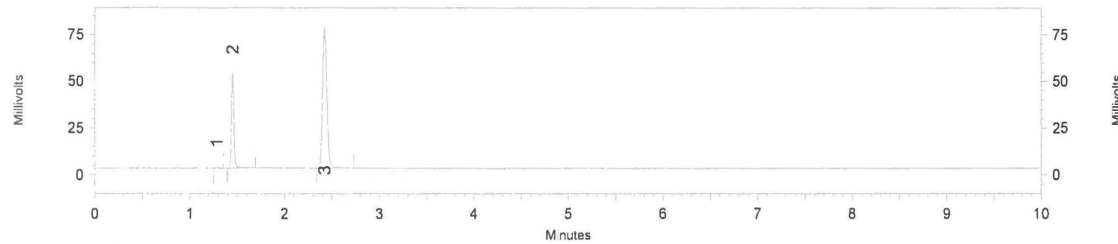
## Blood Alcohol Analysis Report

Operator: Ana Lilia Romero  
Acquired: 2/7/2014 6:00:10 PM  
Sample: ELP-1312-02057-1  
Vial : 9  
Data File: C:\ChromQuest\Enterprise\Projects\Default\Data\BAC\ALRData\ALR020714\BAC\_ALR020714\_009.dat  
Instrument: Thermo Trace GC Ultra/TriPlus HS (S/N: 320080876)

AP

### Channel 1

Column: Restek Rtx-BAC1, 30 m x 0.53 mm x 3  $\mu$ m (SN: 1139213)



No.	Compound	Time (min.)	Peak Area (pA*s)	Conc. (g/100 ml)
1	Acetaldehyde	1.288	19675	0.0000
2	Ethanol	1.453	976846	0.1024
3	n-Propanol	2.423	2413344	1.0000

Ethanol area counts = 976846

n-propanol area counts = 2413344

$976846/2413344 = 0.4047686$  (response ratio)

## February Cal. Curve

$$y = 3.9536x$$

$$0.4047686 = 3.9536x$$

$$x = 0.4047686/3.9536$$

$$x = 0.102379$$

## March Cal. Curve

$$y = 4.038x$$

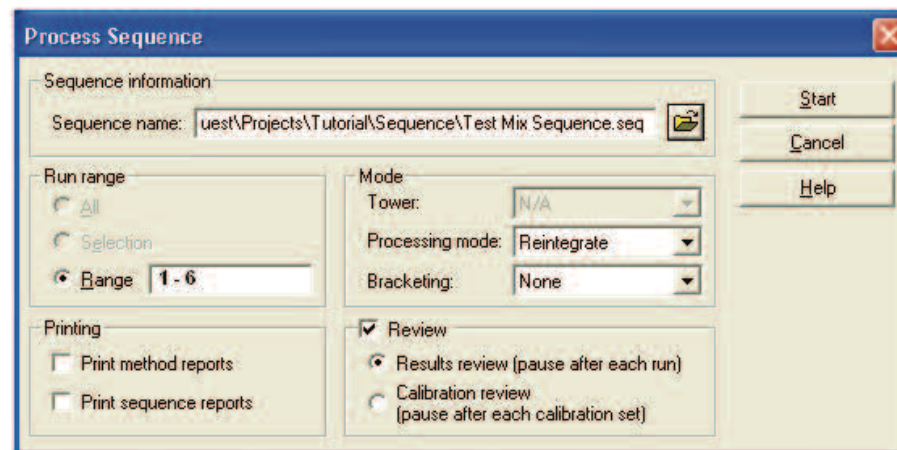
$$0.4047686 = 4.038x$$

$$x = 0.4047686/4.038$$

$$x = 0.100239$$

Parameter	Setting	Result
Sequence Information		
• Sequence Name	Drive:\Chrom Quest\Projects\Tutorial\Sequence\Test Mix Sequence.seq	Lists the sequence that will be processed
Run Range		
• Run Range	<input checked="" type="radio"/> Range	
	1-6	Specifies the reprocessing of rows 1 through 6
Mode		
• Processing Mode	Reintegrate	Specifies that the data files will be reintegrated
Review		
• Review	<input checked="" type="checkbox"/> Review	Turns on Review
	<input checked="" type="radio"/> Results Review (Pause After Each Run)	Pauses after each run. To review the next data file, you must click the green down arrow at the bottom of the Instrument window

Figure 193. Process Sequence dialog box, showing entries for reviewing your sequence





Reprinting is simply that - reprinting

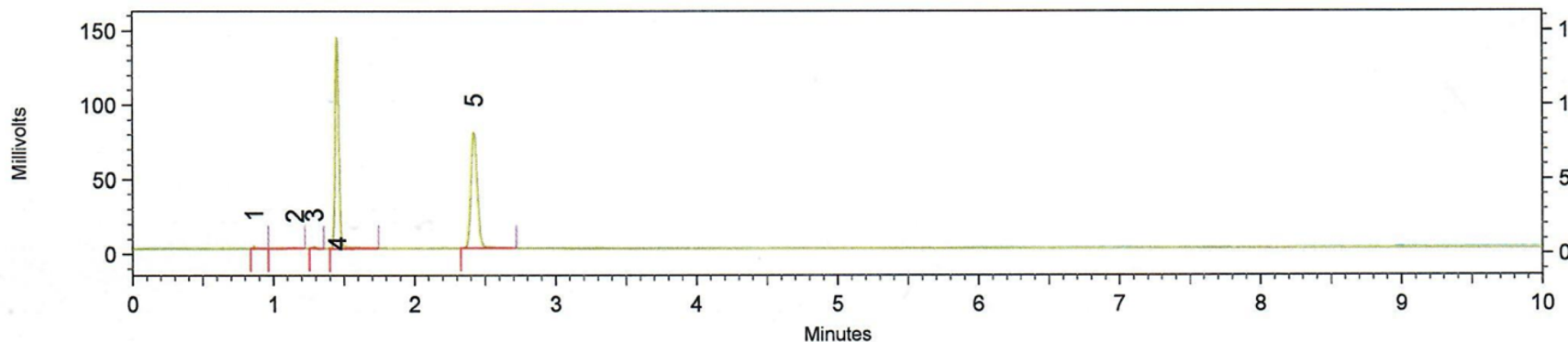
## Texas Department of Public Safety El Paso Regional Crime Laboratory

### Blood Alcohol Analysis Report

**Operator:** Ana Lilia Romero  
**Acquired:** 2/7/2014 7:21:03 PM  
**Sample:** ELP-1312-02059-1  
**Vial :** 15  
**Data File:** C:\ChromQuest2\Enterprise\Projects\Default\Data\BAC\_ALR020714\_015.dat  
**Instrument:** New Instrument

#### Channel 1

**Column:** Restek Rtx-BAC1, 30 m x 0.53 mm x 3  $\mu$ m (SN: 1139213)

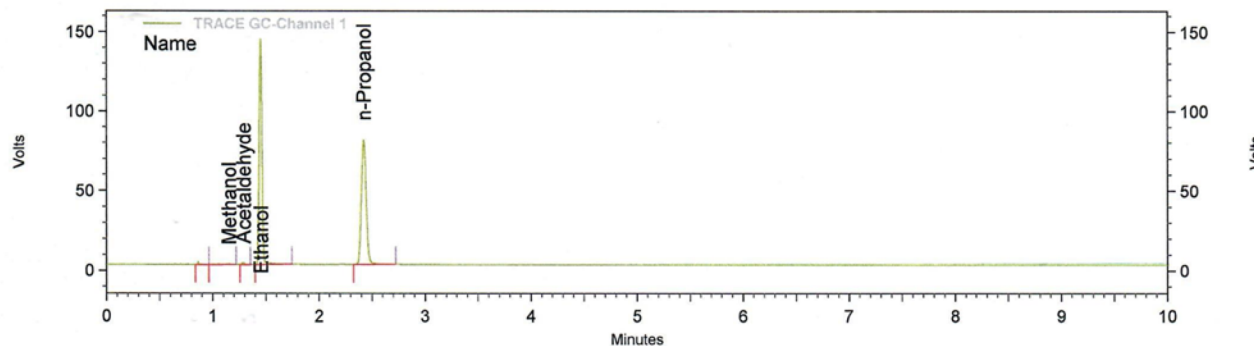


TRACER GC Channel 1 Results (System [1/14/2014 3:53:44 PM] (Reprocessed))

No.	Compound	Time (min.)	Peak Area (pA*s)	Conc. (g/100)
1		0.862	9250	0.0000
2	Methanol	1.152	22125	0.0000
3	Acetaldehyde	1.288	18464	0.0000
4	Ethanol	1.452	2617275	0.2617
5	n-Propanol	2.422	2476913	1.0000

# External Standard Report

Method Name: C:\ChromQuest\Enterprise\Projects\Default\Method\Method Templates\JJ  
 Methods\BAC123(ALR).met  
 Data: C:\ChromQuest2\Enterprise\Projects\Default\Data\BAC\_ALR020714\_015.dat  
 User: System  
 Acquired: 2/7/2014 7:21:03 PM  
 Printed: 7/20/2017 9:34:54 AM



TRACE  
 GC-Channel 1  
 Results (System  
 (3/14/2014 3:59:44  
 PM) (Reprocessed))

PK #	Name	Retention Time	Area	Concentration
2	Methanol	1.152	22125	0.000
3	Acetaldehyde	1.288	18464	0.000
4	Ethanol	1.452	2617275	0.000
	i-Propanol			0.000 BDL
	Formaldehyde			0.000 BDL
	Acetone			0.000 BDL
5	n-Propanol	2.422	2476913	0.000
	Toluene			0.000 BDL

Totals			5134777	0.000
--------	--	--	---------	-------

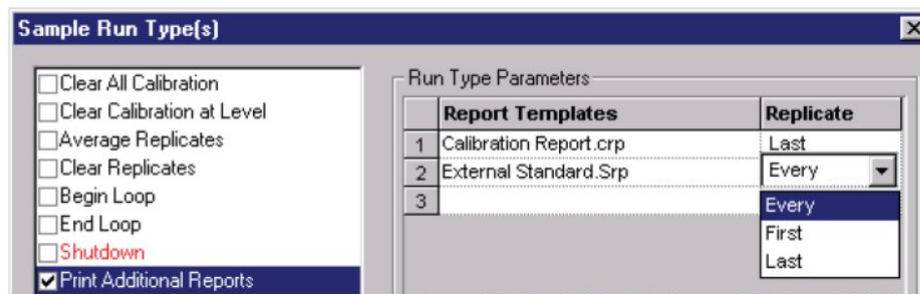
## Printing Custom Reports

You can print custom reports in one of four ways:

- From within the Custom Report editor. To print a report from the Custom Report editor, use either the Print button in Print Preview, or print the report directly by right-clicking and choosing **Print** from the shortcut menu.
- To print the current custom report, choose **Reports > Print > Custom Report** from the menu bar.
- As a part of data acquisition or reprocessing. A custom report can be printed at the end of each analysis, at the end of a data acquisition run, and during or at the end of a sequence. Selecting the Print Method Reports option when starting a run, sequence acquisition, or reprocessing determines whether or not a method custom report is printed. No reports are printed unless this option is selected. Sequence reports are not printed unless the Print Sequence Reports option is selected.
- From a sequence run. In the Run Type, select the **Print additional reports** check box. Use this option to select report templates to print and to specify when you want the report or reports to print.

**Note** When opening an instrument **online**, the configured printer is remembered for that instrument regardless of the user. When opening an instrument **offline**, the configured printer is remembered for the user of that instrument.

**Figure 242.** Sample Run Type(s) window



# How it actually worked (??)

---

Explained by Brady Mills at last meeting

Explained in further detail in QI-ELP-2018-419-BA

Many unanswered questions in QI on what exactly happened

Yet, still concluded - accidental

# What was said

---

Data from February reused in March

Electronic data missing for all but 2 injections (should have been 108 total injections)

Hard copy (paper) data was missing for all but 4 cases but calibrator and controls present

Therefore, 28 cases were missing hard data ( $28 \times 2 = 56$  pieces of paper)

Needed to reprint (NOT reprocess)

# QI-ELP-2018-419-BA

---

“It appears she re-analyzed the entire 2/7/2014 run but excluded vials 1 and 2. Then she analyzed one sample three times from the March run and then the same sample twice from the February run. Then, she analyzed all of the 3/12/2014 samples including vials 1 and 2 twice.”

**Process Sequence**

Sequence information  
Sequence name:

Run range  
 All  
 Selection  
 Range

Mode  
Tower:   
Processing mode:   
Bracketing:

Printing  
 Print method reports  
 Print sequence reports

Review  
 Results review (pause after each run)  
 Calibration review (pause after each calibration set)

# QI-ELP-2018-419-BA

---

Their hypothesis contemplates 2-steps:

- 1) “It is possible during that entry that the analyst manually selected to apply the data set from 2/10/14 instead of the data set from 3/12/14.”
- 2) “The analyst could have then had the software perform the analysis process against the wrong 2/10/14 data set using the correct 3/12/14 data file .”

In other words, at some point the February data set must be “incorporated” into the March data set (by “right-clicking” on the graph and data and choosing wrong data set) AND the old data must be reprocessed.

Essentially – 2 different accidents must occur

# What they didn't say

---

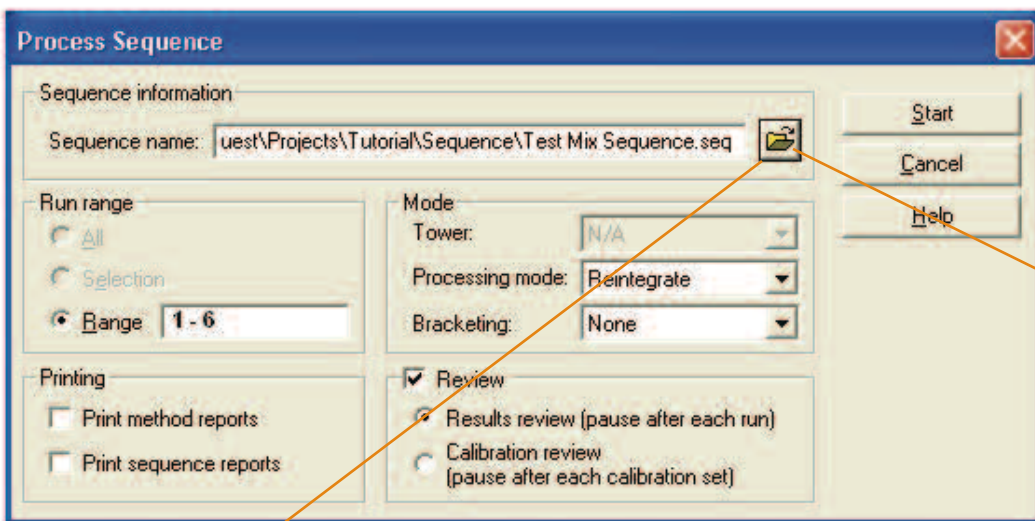
Between 2/7/14 and 3/12/14, Romero had 2 completed runs and 1 partial run

These runs were dated 2/28/14, 3/7/14, and 3/11/14

Every time she “accidentally” grabs the wrong data, she must overlook several other data sets



Figure 193. Process Sequence dialog box, showing entries for reviewing your sequence



C:\ChromQuest\Enterprise\Projects\Default\Sequence\BACSeq\ALRSeq\BAC\_ALR020714\_001.seq  
C:\ChromQuest\Enterprise\Projects\Default\Sequence\BACSeq\ALRSeq\BAC\_ALR022814\_001.seq  
C:\ChromQuest\Enterprise\Projects\Default\Sequence\BACSeq\ALRSeq\BAC\_ALR030714\_001.seq  
C:\ChromQuest\Enterprise\Projects\Default\Sequence\BACSeq\ALRSeq\BAC\_ALR031114\_001.seq  
C:\ChromQuest\Enterprise\Projects\Default\Sequence\BACSeq\ALRSeq\BAC\_ALR031214\_001.seq

# Does not explain everything

---

QI/QAP admits, the 2-step, “accidentally” grabbing the incorrect data two separate times, hypothesis does not explain everything we’re seeing

However, acting intentionally would

# DPS Conclusion

---

Despite numerous unanswered questions, DPS has concluded that the described acts are accidental. Their inability to look at the issues from all angles without considering the possibility of malfeasance is the exact reason an independent investigation is needed.

# INTERNAL CHAIN OF CUSTODY REPORT

ELP-1312-02098

EL PASO THP

LIMS #: 01

Agc Item #:

Description: DPS Blood Kit

Evidence Notes: Properly Sealed

Current Container: Not enclosed in another container

<u>From</u>	<u>LAB</u>	<u>To</u>	<u>LAB</u>	<u>Date/Time</u>	<u>Notes</u>
Martinez, Angel		Garcia, Patricia		12/05/2013 11:26:26AM	VIA In Person
Garcia, Patricia	ELP	PENDING CU#10	ELP	12/05/2013 11:26:28AM	
PENDING CU#10	ELP	Romero, Ana L.	ELP	02/06/2014 04:15:40PM	
Romero, Ana L.	ELP	PENDING CU#10	ELP	02/07/2014 04:25:30PM	
PENDING CU#10	ELP	Romero, Ana L.	ELP	02/21/2014 11:05:11AM	
Romero, Ana L.	ELP	Munoz, Elizabeth	ELP	02/21/2014 04:27:41PM	
Munoz, Elizabeth	ELP	209	ELP	02/21/2014 04:27:43PM	
209	ELP	Garcia, Patricia	ELP	03/11/2014 05:22:38PM	
Garcia, Patricia	ELP	Romero, Ana L.	ELP	03/11/2014 05:22:40PM	
Romero, Ana L.	ELP	Munoz, Elizabeth	ELP	03/18/2014 04:25:41PM	
Munoz, Elizabeth	ELP	209	ELP	03/18/2014 04:25:43PM	
209	ELP	Garcia, Patricia	ELP	02/28/2016 02:04:11PM	
Garcia, Patricia	ELP	Casey, Lauren	ELP	07/13/2016 12:03:43PM	VIA In Person Temp Stored in AUS 07/11/16
Casey, Lauren	HOU	Perez, Carolina	HOU	07/13/2016 05:36:48PM	
Perez, Carolina	HOU	BW-700	HOU	07/13/2016 05:36:50PM	

↑ > Recycle Bin

Name	Original Location	Date Deleted	Size	Item type	Date modified
February 2014	C:\Users\ajcul\Desktop	10/3/2018 9:45 PM	0 KB	File folder	10/3/2018 9:45 PM
March 2014	C:\Users\ajcul\Desktop	10/3/2018 9:45 PM	0 KB	File folder	10/3/2018 9:44 PM

> Recycle Bin



Name	Original Location	Date Deleted	Size	Item type	Date modified
February 2014	C:\Users\ajcul\Desktop	10/3/2018 9:45 PM	0 KB	File folder	10/3/2018 9:45 PM
March 2014	C:\Users\ajcul\Desktop	10/3/2018 9:45 PM	0 KB	File folder	10/3/2018 9:44 PM

> Recycle Bin

Name	Original Location	Date Deleted	Size	Item type	Date modified
February 2014	C:\Users\ajcul\Desktop	10/3/2018 9:45 PM	0 KB	File folder	10/3/2018 9:45 PM
March 2014	C:\Users\ajcul\Desktop	10/3/2018 9:45 PM	0 KB	File folder	10/3/2018 9:44 PM

**Delete Folder**


Are you sure you want to permanently delete this folder?

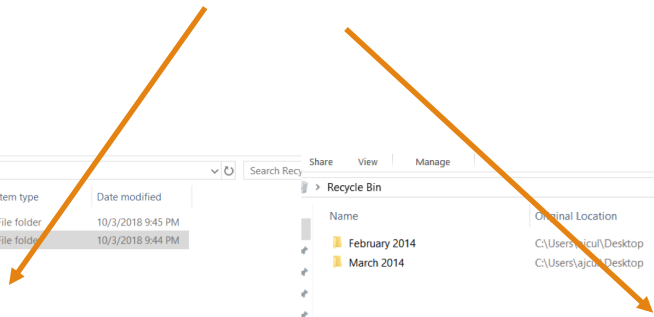



March 2014  
 Date created: 10/3/2018 9:44 PM  
 Original location: C:\Users\ajcul\Desktop

**Delete Multiple Items**

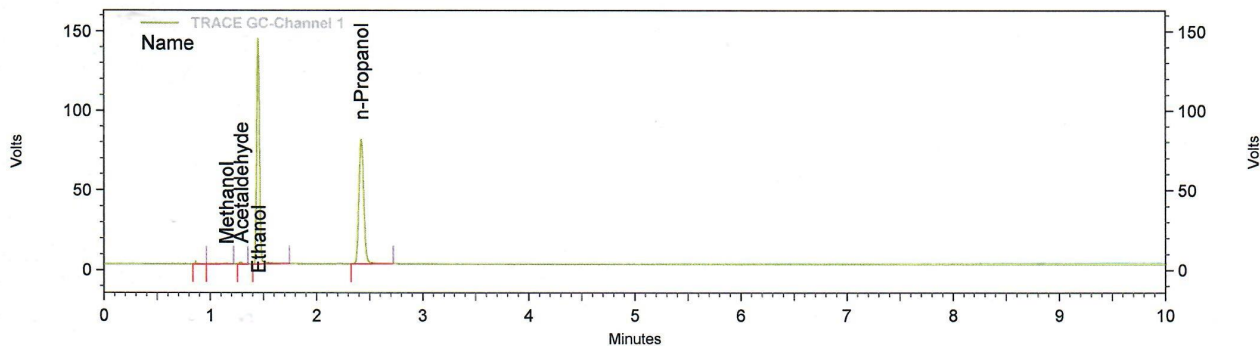
Are you sure you want to permanently delete these 2 items?





# External Standard Report

Method Name: C:\ChromQuest\Enterprise\Projects\Default\Method\Method Templates\JJ  
 Methods\BAC123(ALR).met  
 Data: C:\ChromQuest2\Enterprise\Projects\Default\Data\BAC\_ALR020714\_015.dat  
 User: System  
 Acquired: 2/7/2014 7:21:03 PM  
 Printed: 7/20/2017 9:34:54 AM



**TRACE**  
**GC-Channel 1**  
**Results (System**  
**(3/14/2014 3:59:44**  
**PM) (Reprocessed))**

<i>Pk #</i>	<i>Name</i>	<i>Retention Time</i>	<i>Area</i>	<i>Concentration</i>
2	Methanol	1.152	22125	0.000
3	Acetaldehyde	1.288	18464	0.000
4	Ethanol	1.452	2617275	0.000
	i-Propanol			0.000 BDL
	Formaldehyde			0.000 BDL
	Acetone			0.000 BDL
5	n-Propanol	2.422	2476913	0.000
	Toluene			0.000 BDL

Totals			5134777	0.000
--------	--	--	---------	-------

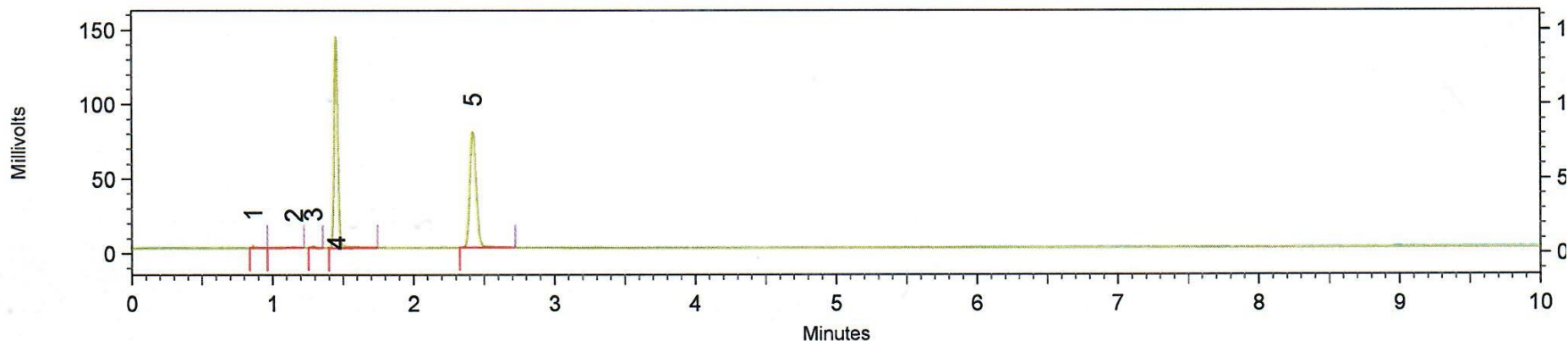
# Texas Department of Public Safety El Paso Regional Crime Laboratory

## Blood Alcohol Analysis Report

**Operator:** Ana Lilia Romero  
**Acquired:** 2/7/2014 7:21:03 PM  
**Sample:** ELP-1312-02059-1  
**Vial :** 15  
**Data File:** C:\ChromQuest2\Enterprise\Projects\Default\Data\BAC\_ALR020714\_015.dat  
**Instrument:** New Instrument

### Channel 1

**Column:** Restek Rtx-BAC1, 30 m x 0.53 mm x 3  $\mu$ m (SN: 1139213)



TRACE GC-Channel 1 Results (System [3/14/2014 3:59:44 PM] (Reprocessed))

No.	Compound	Time (min.)	Peak Area (pA*s)	Conc. (g/100)
1		0.862	9250	0.0000
2	Methanol	1.152	22125	0.0000
3	Acetaldehyde	1.288	18464	0.0000
4	Ethanol	1.452	2617275	0.2617
5	n-Propanol	2.422	2476913	1.0000

Presentation to the Screening Committee  
Texas Forensic Science Commission  
January 8, 2019

---

AMANDA CULBERTSON, MS, JD



# How it should work

---

- Calibration curve established
- At the time, DPS used a 1-point calibration curve
- Blood alcohols analyzed in duplicate (aliquot 1, aliquot 2)
- Chromatograms are printed at the conclusion of every sample
- Printed chromatograms are placed in case folders
- Cases are technically reviewed

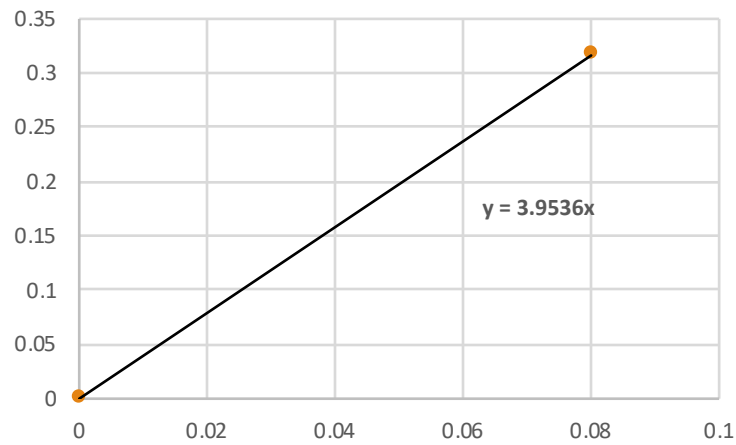
With a 1-point calibration curve, there should be no need to reprocess (aka re-analyze)

You can reprint chromatograms WITHOUT re-analyzing the data

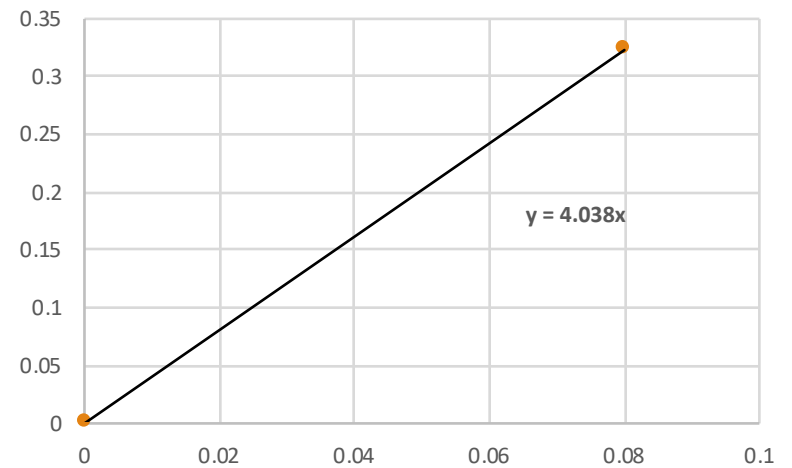
When you hear calibration curve, think equation:

- $y = mx + b$

February 2014 Calibration Curve



March 2014 Calibration Curve



# Reanalyze: Takes existing data and plugs it into a new calibration curve (equation)

## Texas Department of Public Safety El Paso Regional Crime Laboratory

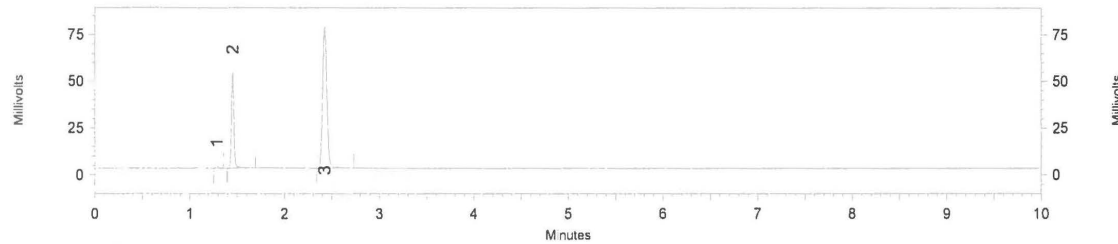
### Blood Alcohol Analysis Report

Operator: Ana Lilia Romero  
Acquired: 2/7/2014 6:00:10 PM  
Sample: ELP-1312-02057-1  
Vial : 9  
Data File: C:\ChromQuest\Enterprise\Projects\Default\Data\BAC\ALRData\ALR020714\BAC\_ALR020714\_009.dat  
Instrument: Thermo Trace GC Ultra/TriPlus HS (S/N: 320080876)

AP

#### Channel 1

Column: Restek Rtx-BAC1, 30 m x 0.53 mm x 3  $\mu$ m (SN: 1139213)



No.	Compound	Time (min.)	Peak Area (pA*s)	Conc. (g/100 ml)
1	Acetaldehyde	1.288	19675	0.0000
2	Ethanol	1.453	976846	0.1024
3	n-Propanol	2.423	2413344	1.0000

Ethanol area counts = 976846

n-propanol area counts = 2413344

$976846/2413344 = 0.4047686$  (response ratio)

### February Cal. Curve

$$y = 3.9536x$$

$$0.4047686 = 3.9536x$$

$$x = 0.4047686/3.9536$$

$$x = 0.102379$$

### March Cal. Curve

$$y = 4.038x$$

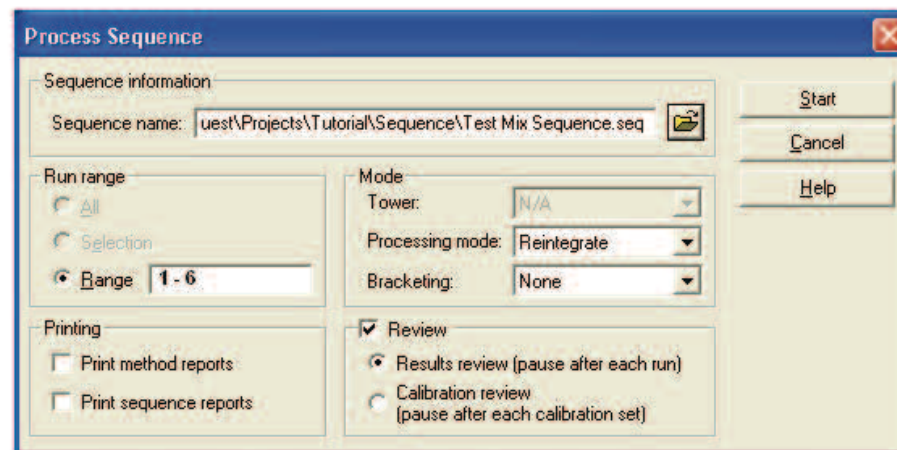
$$0.4047686 = 4.038x$$

$$x = 0.4047686/4.038$$

$$x = 0.100239$$

Parameter	Setting	Result
Sequence Information		
• Sequence Name	Drive:\Chrom Quest\Projects\Tutorial\Sequence\Test Mix Sequence.seq	Lists the sequence that will be processed
Run Range		
• Run Range	<input checked="" type="radio"/> Range	
	1-6	Specifies the reprocessing of rows 1 through 6
Mode		
• Processing Mode	Reintegrate	Specifies that the data files will be reintegrated
Review		
• Review	<input checked="" type="checkbox"/> Review	Turns on Review
	<input checked="" type="radio"/> Results Review (Pause After Each Run)	Pauses after each run. To review the next data file, you must click the green down arrow at the bottom of the Instrument window

Figure 193. Process Sequence dialog box, showing entries for reviewing your sequence



Reprinting is simply that - reprinting

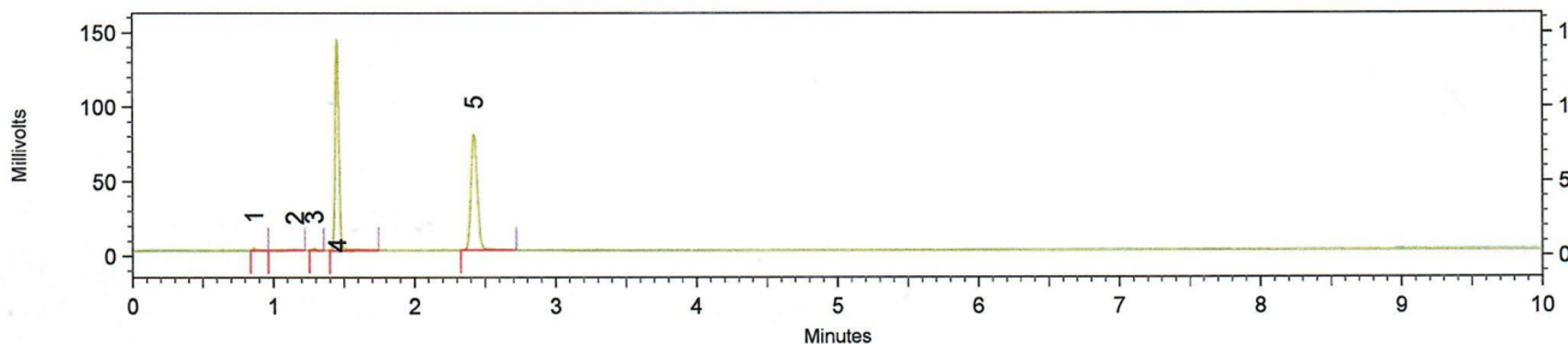
## Texas Department of Public Safety El Paso Regional Crime Laboratory

### Blood Alcohol Analysis Report

**Operator:** Ana Lilia Romero  
**Acquired:** 2/7/2014 7:21:03 PM  
**Sample:** ELP-1312-02059-1  
**Vial :** 15  
**Data File:** C:\ChromQuest2\Enterprise\Projects\Default\Data\BAC\_ALR020714\_015.dat  
**Instrument:** New Instrument

#### Channel 1

Column: Restek Rtx-BAC1, 30 m x 0.53 mm x 3  $\mu$ m (SN: 1139213)

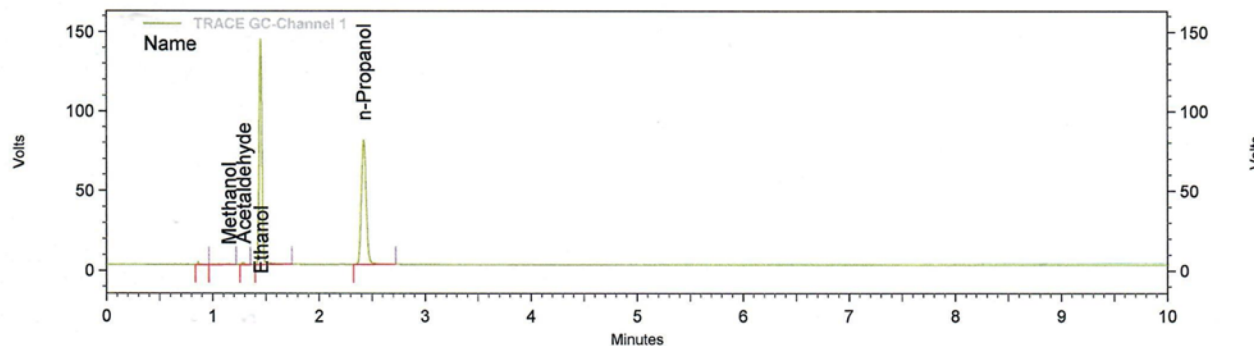


TRACER GC Channel 1 Results (System (1/14/2014 3:53:44 PM) (Reprocessed))

No.	Compound	Time (min.)	Peak Area (pA*s)	Conc. (g/100)
1		0.862	9250	0.0000
2	Methanol	1.152	22125	0.0000
3	Acetaldehyde	1.288	18464	0.0000
4	Ethanol	1.452	2617275	0.2617
5	n-Propanol	2.422	2476913	1.0000

# External Standard Report

Method Name: C:\ChromQuest\Enterprise\Projects\Default\Method\Method Templates\JJ  
 Methods\BAC123(ALR).met  
 Data: C:\ChromQuest2\Enterprise\Projects\Default\Data\BAC\_ALR020714\_015.dat  
 User: System  
 Acquired: 2/7/2014 7:21:03 PM  
 Printed: 7/20/2017 9:34:54 AM



TRACE  
 GC-Channel 1  
 Results (System  
 (3/14/2014 3:59:44  
 PM) (Reprocessed))

PK #	Name	Retention Time	Area	Concentration
2	Methanol	1.152	22125	0.000
3	Acetaldehyde	1.288	18464	0.000
4	Ethanol	1.452	2617275	0.000
	i-Propanol			0.000 BDL
	Formaldehyde			0.000 BDL
	Acetone			0.000 BDL
5	n-Propanol	2.422	2476913	0.000
	Toluene			0.000 BDL

Totals			5134777	0.000
--------	--	--	---------	-------

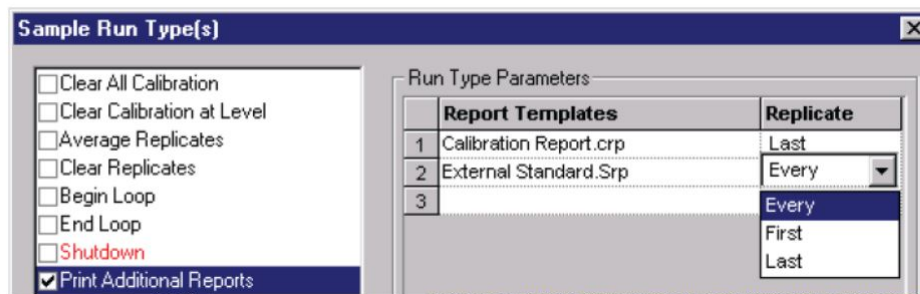
## Printing Custom Reports

You can print custom reports in one of four ways:

- From within the Custom Report editor. To print a report from the Custom Report editor, use either the Print button in Print Preview, or print the report directly by right-clicking and choosing **Print** from the shortcut menu.
- To print the current custom report, choose **Reports > Print > Custom Report** from the menu bar.
- As a part of data acquisition or reprocessing. A custom report can be printed at the end of each analysis, at the end of a data acquisition run, and during or at the end of a sequence. Selecting the Print Method Reports option when starting a run, sequence acquisition, or reprocessing determines whether or not a method custom report is printed. No reports are printed unless this option is selected. Sequence reports are not printed unless the Print Sequence Reports option is selected.
- From a sequence run. In the Run Type, select the **Print additional reports** check box. Use this option to select report templates to print and to specify when you want the report or reports to print.

**Note** When opening an instrument **online**, the configured printer is remembered for that instrument regardless of the user. When opening an instrument **offline**, the configured printer is remembered for the user of that instrument.

**Figure 242.** Sample Run Type(s) window



# How it actually worked (??)

---

Explained by Brady Mills at last meeting

Explained in further detail in QI-ELP-2018-419-BA

Many unanswered questions in QI on what exactly happened

Yet, still concluded - accidental



# What was said

---

Data from February reused in March

Electronic data missing for all but 2 injections (should have been 108 total injections)

Hard copy (paper) data was missing for all but 4 cases but calibrator and controls present

Therefore, 28 cases were missing hard data ( $28 \times 2 = 56$  pieces of paper)

Needed to reprint (NOT reprocess)

# QI-ELP-2018-419-BA

---

“It appears she re-analyzed the entire 2/7/2014 run but excluded vials 1 and 2. Then she analyzed one sample three times from the March run and then the same sample twice from the February run. Then, she analyzed all of the 3/12/2014 samples including vials 1 and 2 twice.”

**Process Sequence**

Sequence information  
Sequence name:

Run range  
 All  
 Selection  
 Range

Mode  
Tower:   
Processing mode:   
Bracketing:

Printing  
 Print method reports  
 Print sequence reports

Review  
 Results review (pause after each run)  
 Calibration review (pause after each calibration set)

# QI-ELP-2018-419-BA

---

## This is not entirely correct!

Sample ELP-1312-02059 (vial 15) was actually reprocessed **11 times** individually, **not including** the 3 times as part of reprocessing the entire batch

6 times allegedly from the 2/7/14 run and appearing in the ALR020714 folder  
4 times allegedly from the 3/12/14 run and appearing in the ALR031214 folder

1 time allegedly from the 2/7/14 run but appearing in the ALR03142014 folder\*

\*this is the same date (3/14/14) the sample is being reprocessed. This data file was originally saved in folder ALR02072014 and since it is reprocessed from that location roughly 3 minutes later, the file in the 3/14/14 appears to have been an exact copy or labeled to appear as an exact copy

System 3/14/2014 1:46:17 PM

DG3WKMH1 Analyze Data File - C:\ChromQuest\Enterprise\Projects\Default\Data\BAC\ALRData\ALR03142014\BAC\_ALR020714\_015.dat

System 3/14/2014 1:49:38 PM

DG3WKMH1 Sequence - Analyze Run 15 - C:\ChromQuest\Enterprise\Projects\Default\Data\BAC\ALRData\ALR020714\BAC\_ALR020714\_015.dat

System 3/14/2014 3:25:31 PM

DG3WKMH1 Sequence - Analyze Run 15 - C:\ChromQuest\Enterprise\Projects\Default\Data\BAC\ALRData\ALR020714\BAC\_ALR020714\_015.dat

System 3/14/2014 3:32:10 PM

DG3WKMH1 Sequence - Analyze Run 15 - C:\ChromQuest\Enterprise\Projects\Default\Data\BAC\ALRData\ALR020714\BAC\_ALR020714\_015.dat

System 3/14/2014 3:43:51 PM

DG3WKMH1 Sequence - Analyze Run 15 - C:\ChromQuest\Enterprise\Projects\Default\Data\BAC\ALRData\ALR031214\BAC\_ALR031214\_015.dat

System 3/14/2014 3:44:32 PM

DG3WKMH1 Sequence - Analyze Run 15 - C:\ChromQuest\Enterprise\Projects\Default\Data\BAC\ALRData\ALR020714\BAC\_ALR020714\_015.dat

System 3/14/2014 3:57:06 PM

DG3WKMH1 Sequence - Analyze Run 15 - C:\ChromQuest\Enterprise\Projects\Default\Data\BAC\ALRData\ALR031214\BAC\_ALR031214\_015.dat

System 3/14/2014 3:57:41 PM

DG3WKMH1 Sequence - Analyze Run 15 - C:\ChromQuest\Enterprise\Projects\Default\Data\BAC\ALRData\ALR031214\BAC\_ALR031214\_015.dat

System 3/14/2014 3:58:10 PM

DG3WKMH1 Sequence - Analyze Run 15 - C:\ChromQuest\Enterprise\Projects\Default\Data\BAC\ALRData\ALR031214\BAC\_ALR031214\_015.dat

System 3/14/2014 3:59:15 PM

DG3WKMH1 Sequence - Analyze Run 15 - C:\ChromQuest\Enterprise\Projects\Default\Data\BAC\ALRData\ALR020714\BAC\_ALR020714\_015.dat

System 3/14/2014 3:59:44 PM

DG3WKMH1 Sequence - Analyze Run 15 - C:\ChromQuest\Enterprise\Projects\Default\Data\BAC\ALRData\ALR020714\BAC\_ALR020714\_015.dat

# QI-ELP-2018-419-BA

---

The QAP failed to mention that the second aliquot of ELP-1312-02059 (vial 16) was re-analyzed 3 times individually (not counting the times reprocessed with the batch):

System 3/14/2014 3:28:58 PM DG3WKMH1

Sequence - Analyze Run 16 - C:\ChromQuest\Enterprise\Projects\Default\Data\BAC\ALRData\ALR020714\BAC\_ALR020714\_016.dat

System 3/14/2014 3:30:01 PM DG3WKMH1

Sequence - Analyze Run 16 - C:\ChromQuest\Enterprise\Projects\Default\Data\BAC\ALRData\ALR031214\BAC\_ALR031214\_016.dat

System 3/14/2014 3:31:22 PM DG3WKMH1

Sequence - Analyze Run 16 - C:\ChromQuest\Enterprise\Projects\Default\Data\BAC\ALRData\ALR020714\BAC\_ALR020714\_016.dat

And that vial 14, the blank before ELP-1312-2059 was re-analyzed 2 times:

System 3/14/2014 1:48:29 PM DG3WKMH1

Sequence - Analyze Run 14 - C:\ChromQuest\Enterprise\Projects\Default\Data\BAC\ALRData\ALR020714\BAC\_ALR020714\_014.dat

System 3/14/2014 1:48:58 PM DG3WKMH1

Sequence - Analyze Run 14 - C:\ChromQuest\Enterprise\Projects\Default\Data\BAC\ALRData\ALR020714\BAC\_ALR020714\_014.dat


When reprocessing the 2/7/14 batch on 3/14/14 she intentionally had to click the “range” Button and manually type in “3-108”. She intentionally omitted vials in positions 1 and 2 which correspond to a blank and the calibrator (which, if you reprocessed, would change the calibration curve (again)). Otherwise, she would have clicked the button “All”

System 3/14/2014 3:45:13 PM

DG3WKMH1

Run Queue - Add Sequence Process - Selection 3-108, - C:\ChromQuest\Enterprise\Projects\Default\Sequence\BAC Seq\ALRSeq\BAC\_ALR020714\_001.seq

The screenshot shows the 'Process Sequence' dialog box with the following details:

- Sequence information:** Sequence name:  
- Run range:**  All,  Selection,  Range
- Mode:** Tower: , Processing mode: , Bracketing:
- Printing:**  Print method reports,  Print sequence reports
- Review:**  Review
  - Results review (pause after each run)
  - Calibration review (pause after each calibration set)
- Buttons:** Start, Cancel, Help

An orange arrow points from the top left towards the 'Range' radio button and the '3-108' text field.

# QI-ELP-2018-419-BA

---

Their hypothesis contemplates 2-steps:

- 1) “It is possible during that entry that the analyst manually selected to apply the data set from 2/10/14 [2/7/14] instead of the data set from 3/12/14.”
- 2) “The analyst could have then had the software perform the analysis process against the wrong 2/10/14 [2/7/14] data set using the correct 3/12/14 data file .”

In other words, at some point the February data set must be “incorporated” into the March data set (by “right-clicking” on the graph and data and choosing wrong data set) AND the old data must be reprocessed.

Essentially – 2 different accidents must occur

With the exception of the samples being individually reprocessed, the entire batch reprocessing occurred via/through the sequence (re-batching).

The sequence is tied to the data and the data contains the calibration curve. By reprocessing/reanalyzing by selecting the sequence, you are telling the instrument to calibrate off of the calibrator in that sequence.

Each data file is being reprocessed in 1-3 seconds, as is typical when you batch reprocess. Even if you ignore the fact that the log shows that the entire run is being reprocessed as a batch, 1-3 seconds is not enough time to go into each individual data file and right click on the graph and then selecting the wrong data, as put forth in the QI/QAP.



# What they didn't say

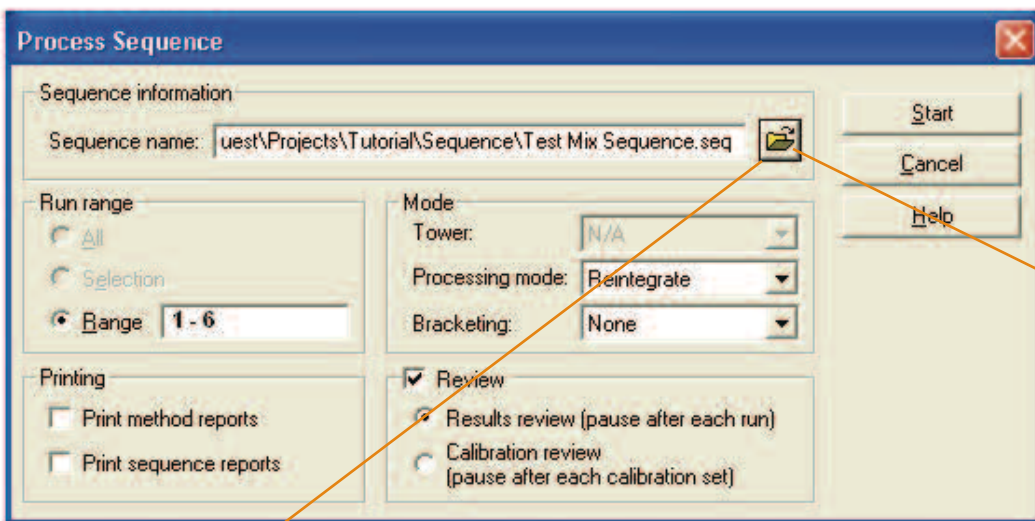
---

Between 2/7/14 and 3/12/14, Romero had 2 completed runs and 1 partial run

These runs were dated 2/28/14, 3/7/14, and 3/11/14

Every time she “accidentally” grabs the wrong data, she must overlook several other data sets

Figure 193. Process Sequence dialog box, showing entries for reviewing your sequence



C:\ChromQuest\Enterprise\Projects\Default\Sequence\BACSeq\ALRSeq\BAC\_ALR020714\_001.seq  
C:\ChromQuest\Enterprise\Projects\Default\Sequence\BACSeq\ALRSeq\BAC\_ALR022814\_001.seq  
C:\ChromQuest\Enterprise\Projects\Default\Sequence\BACSeq\ALRSeq\BAC\_ALR030714\_001.seq  
C:\ChromQuest\Enterprise\Projects\Default\Sequence\BACSeq\ALRSeq\BAC\_ALR031114\_001.seq  
C:\ChromQuest\Enterprise\Projects\Default\Sequence\BACSeq\ALRSeq\BAC\_ALR031214\_001.seq

# Does not explain everything

---

QI/QAP admits, the 2-step, “accidentally” grabbing the incorrect data two separate times (for 2/7/14 and for 3/12/14), hypothesis does not explain everything we’re seeing

However, acting intentionally would

# DPS Conclusion

---

Despite numerous unanswered questions, DPS has concluded that the described acts are accidental. Their inability to look at the issues from all angles without considering the possibility of malfeasance is the exact reason an independent investigation is needed.

# Additional Concerns

---

Another data file ALR031114\_15.dat copied to the 3/14/14 folder and being re-analyzed

Several instances of “unsupported operations” being attempted and “required resources” being unavailable error messages on 3/14/14

Several instances of the method changing when there appears to be no logical reason for the change

A different QAP issued in 2017 and referenced in the QAP in question described 2 controls that, when calculated by hand, resulted in different values – one of which would have been outside the allowed tolerance (aka it failed). They chalk this up to a glitch that has never been seen before or since.

# Summary - Not Accidental

---

Made a copy of at least one data file and placed it into a different folder

Manually entered reprocessing range omitting the calibrator

Reprocessed one case numerous times – going back and forth between Feb and March

Electronic data files have been deleted, but data files for runs prior to and after this date still exist

DPS contemplates not “an” but a series of “accidents” and individual selections to get what we see, which is not likely and no individual selections exist (except 2059)

# INTERNAL CHAIN OF CUSTODY REPORT

ELP-1312-02098

EL PASO THP

LIMS #: 01

Agc Item #:

Description: DPS Blood Kit

Evidence Notes: Properly Sealed

Current Container: Not enclosed in another container

<u>From</u>	<u>LAB</u>	<u>To</u>	<u>LAB</u>	<u>Date/Time</u>	<u>Notes</u>
Martinez, Angel		Garcia, Patricia		12/05/2013 11:26:26AM	VIA In Person
Garcia, Patricia	ELP	PENDING CU#10	ELP	12/05/2013 11:26:28AM	
PENDING CU#10	ELP	Romero, Ana L.	ELP	02/06/2014 04:15:40PM	
Romero, Ana L.	ELP	PENDING CU#10	ELP	02/07/2014 04:25:30PM	
PENDING CU#10	ELP	Romero, Ana L.	ELP	02/21/2014 11:05:11AM	
Romero, Ana L.	ELP	Munoz, Elizabeth	ELP	02/21/2014 04:27:41PM	
Munoz, Elizabeth	ELP	209	ELP	02/21/2014 04:27:43PM	
209	ELP	Garcia, Patricia	ELP	03/11/2014 05:22:38PM	
Garcia, Patricia	ELP	Romero, Ana L.	ELP	03/11/2014 05:22:40PM	
Romero, Ana L.	ELP	Munoz, Elizabeth	ELP	03/18/2014 04:25:41PM	
Munoz, Elizabeth	ELP	209	ELP	03/18/2014 04:25:43PM	
209	ELP	Garcia, Patricia	ELP	02/28/2016 02:04:11PM	
Garcia, Patricia	ELP	Casey, Lauren	ELP	07/13/2016 12:03:43PM	VIA In Person Temp Stored in AUS 07/11/16
Casey, Lauren	HOU	Perez, Carolina	HOU	07/13/2016 05:36:48PM	
Perez, Carolina	HOU	BW-700	HOU	07/13/2016 05:36:50PM	

↑ > Recycle Bin



Name	Original Location	Date Deleted	Size	Item type	Date modified
February 2014	C:\Users\ajcul\Desktop	10/3/2018 9:45 PM	0 KB	File folder	10/3/2018 9:45 PM
March 2014	C:\Users\ajcul\Desktop	10/3/2018 9:45 PM	0 KB	File folder	10/3/2018 9:44 PM

> Recycle Bin

Name	Original Location	Date Deleted	Size	Item type	Date modified
February 2014	C:\Users\ajcul\Desktop	10/3/2018 9:45 PM	0 KB	File folder	10/3/2018 9:45 PM
March 2014	C:\Users\ajcul\Desktop	10/3/2018 9:45 PM	0 KB	File folder	10/3/2018 9:44 PM

**Delete Folder**

Are you sure you want to permanently delete this folder?


March 2014  
 Date created: 10/3/2018 9:44 PM  
 Original location: C:\Users\ajcul\Desktop

> Recycle Bin

Name	Original Location	Date Deleted	Size	Item type	Date modified
February 2014	C:\Users\ajcul\Desktop	10/3/2018 9:45 PM	0 KB	File folder	10/3/2018 9:45 PM
March 2014	C:\Users\ajcul\Desktop	10/3/2018 9:45 PM	0 KB	File folder	10/3/2018 9:44 PM

**Delete Multiple Items**

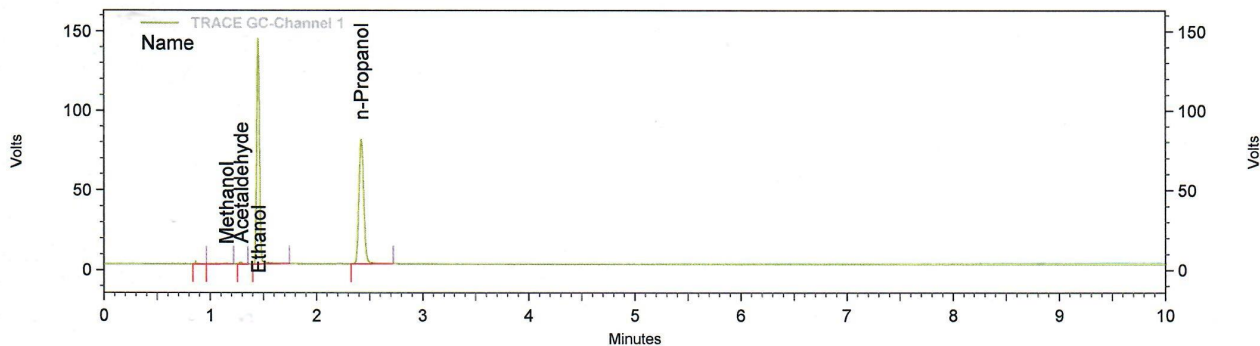
Are you sure you want to permanently delete these 2 items?





# External Standard Report

Method Name: C:\ChromQuest\Enterprise\Projects\Default\Method\Method Templates\JJ  
 Methods\BAC123(ALR).met  
 Data: C:\ChromQuest2\Enterprise\Projects\Default\Data\BAC\_ALR020714\_015.dat  
 User: System  
 Acquired: 2/7/2014 7:21:03 PM  
 Printed: 7/20/2017 9:34:54 AM



**TRACE**  
**GC-Channel 1**  
**Results (System**  
**(3/14/2014 3:59:44**  
**PM) (Reprocessed))**

<i>Pk #</i>	<i>Name</i>	<i>Retention Time</i>	<i>Area</i>	<i>Concentration</i>
2	Methanol	1.152	22125	0.000
3	Acetaldehyde	1.288	18464	0.000
4	Ethanol	1.452	2617275	0.000
	i-Propanol			0.000 BDL
	Formaldehyde			0.000 BDL
	Acetone			0.000 BDL
5	n-Propanol	2.422	2476913	0.000
	Toluene			0.000 BDL

Totals			5134777	0.000
--------	--	--	---------	-------

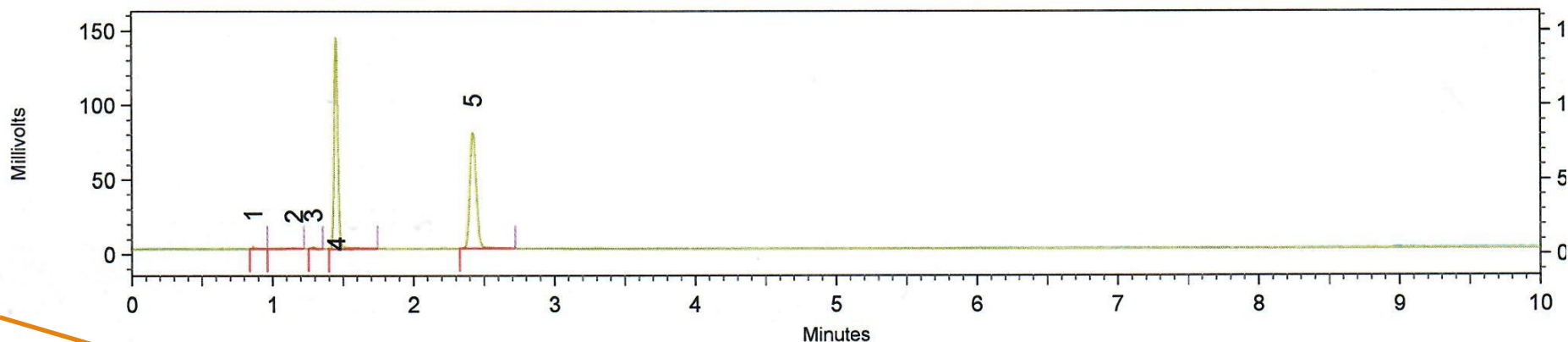
# Texas Department of Public Safety El Paso Regional Crime Laboratory

## Blood Alcohol Analysis Report

**Operator:** Ana Lilia Romero  
**Acquired:** 2/7/2014 7:21:03 PM  
**Sample:** ELP-1312-02059-1  
**Vial :** 15  
**Data File:** C:\ChromQuest2\Enterprise\Projects\Default\Data\BAC\_ALR020714\_015.dat  
**Instrument:** New Instrument

### Channel 1

**Column:** Restek Rtx-BAC1, 30 m x 0.53 mm x 3  $\mu$ m (SN: 1139213)



TRACE GC-Channel 1 Results (System [3/14/2014 3:59:44 PM] (Reprocessed))

No.	Compound	Time (min.)	Peak Area (pA*s)	Conc. (g/100)
1		0.862	9250	0.0000
2	Methanol	1.152	22125	0.0000
3	Acetaldehyde	1.288	18464	0.0000
4	Ethanol	1.452	2617275	0.2617
5	n-Propanol	2.422	2476913	1.0000

# **EXHIBIT**

# **C**



**Texas Forensic Science Commission Meeting**

**July 20, 2018**

**Complaint No. 18.21; Culbertson, Amanda**

**DPS – El Paso, Blood Alcohol**

# Incident Description

- Quality Incident QI-ELP-2018-0419-BA
- El Paso Laboratory notification on April 19, 2018 via the DPS Public Information Officer
- Laboratory Director notified of FSC complaint on April 20, 2018
- Complaint alleges falsification of data (drylabbing)

# Incident Description

- DPS reviews and agrees there is an anomaly in data.
- Obtains objective evidence (instrument log) that samples were rerun.
- Chain of custody supports the samples were transferred from evidence coordination to analyst a second time for sampling.
- Because raw data files cannot be located for 28 of the 32 cases, DPS makes decision not to support data. Does not recommend retesting due to age of evidence (over 4 years).

# Cause Analysis

- BA batch started Friday, 2/7/14 carrier gas became depleted and the run automatically stopped.
- Monday, 2/10/14 a new cylinder was installed and run restarted from stop point.
- Analyst printed results on 2/21/14, batch passed QC requirements, completed reports on 2/28/14.
- Cases were sent for technical review off-site (Midland DPS Lab).

# Cause Analysis

- No policy exists to address data from a run where the carrier gas was depleted.
- Technical reviewer felt best practice to re-run the samples.
- The analyst set up a second run of the samples.
- Objective evidence includes:
  - Chain of custody shows Ms. Romero retrieved the evidence a 2<sup>nd</sup> time on 3/11/14.
  - Instrument logs show analysis sequence from 3/12/14 to 3/13/14 at 13 minute intervals for all 32 cases and controls.
  - The case records for 4 cases contained hard copy data from 3/12/18 run. No hard copy data from that run is present in the 28 cases.
  - Instrument automatically analyzes and prints data as it runs.
  - Hypothesize loss of printed data caused the analyst to manually initiate process to re-obtain data (manual print). Control data was retained.



# Cause Analysis

- Objective evidence includes:
  - Analyst manually analyzed and reprinted data for 28 cases on 3/14/14. Software allows user to select data file to print; however printed data does not identify the file used.
  - Manually printed data for the 28 cases includes the 2/10/2014 data using the 3/12/2014 calibration.
  - This manually printed data was used for the final reports issued on 3/18/2014.
  - Peak areas were the same for both runs on paper, but with different calibration files, resulting concentrations differed.
  - Cases were technically and administratively reviewed on 3/21/2014 by original reviewer. The identical area counts were not noted between runs.

# DPS Lab Further Review

- Previous batch (3/7/2014) interrupted by a power outage then re-run (3/11/2014). No identical peak areas in re-run data.
- A case folder from second analyst re-run reviewed. No identical peak areas in re-run data.
- Previous batch (10/21/2013) interrupted by a power outage then re-run (10/30/2013). No identical peak areas in re-run data.
- Data files archived on El Paso server are identical to recovered files from instrument computer.
- The original analyst and technical reviewer were interviewed via teleconference in order to assist in determining the cause.
- Met with the El Paso DA's office on 4/30/18 and 5/15/18, with follow up e-mails.
- Following a statistical sampling plan, 29 cases from separate batches worked by Ms. Romero were reviewed and the data was supported by the case record with no anomalies. Additional reviews are pending.

# DPS Lab Changes Since 2014

- Instrument from 2014 is no longer used in the DPS El Paso Lab.
- The Lab system is using a consistent data processing method across the state.
- Two instrument platforms are used.

# DPS Lab Changes Since 2014

- Current instruments have the data file path hardcoded on the chromatogram not allowing for data file confusion.
- DPS Lab Blood Alcohol Advisory Board met on June 4, 2018 to examine how verification of data should proceed.
- Blood Advisory Board is working to better define technical review process.
- Lab system is working on a standard process of the retention of raw data for our chemistry programs.

# Conclusions

- DPS reviewed and agrees there is an anomaly in data.
- There is objective evidence Ms. Romero re-ran the batch in question on 3/12/2014.
- It was confirmed that the software used for this instrument did not have controls in place to prevent the user from accidentally switching data files.
- This incident is believed to be isolated to this batch.
- There is no evidence to suggest this incident was intentional.

# Previous CS Incident

- Transcriptional errors during weighing events (QAP 1030)
- No indication of technical incompetence
- Review of CS casework showed no nefarious intent.
- No weighing events in Blood Alcohol cases.
- No indication Blood Alcohol cases needed to be reviewed.

# **EXHIBIT**

# **D**



TEXAS FORENSIC  
SCIENCE COMMISSION

*Justice Through Science*

*1700 North Congress Ave., Suite 445  
Austin, Texas 78701*

January 10, 2019

*Via Regular U.S. Mail and E-mail*

Morales Law Office  
Novert A. Morales  
1007 East 7<sup>th</sup> Street  
Austin, Texas 78702

RE: Request for Interview of Client Ana Romero Regarding Texas Forensic Science  
Commission ("Commission") Complaint #18.21 (DPS El Paso; Toxicology)

Dear Mr. Morales:

Pursuant to Tex. Code Crim. Proc. art. 38.01 § 4, the Commission is required to investigate allegations of professional negligence or professional misconduct that would substantially affect the integrity of the results of a forensic analysis conducted by an accredited crime laboratory and issue a written report on its findings.<sup>1</sup> Complaints are initially reviewed by the Commission's Complaint and Disclosure Screening Committee, approved for investigation by a majority of a quorum of Commissioners, and investigated by an Investigative Panel of three or four Commissioners in preparation of a completed, written report.<sup>2</sup> Commission investigations may include collection and review of documents, contracts with subject matter experts, interviews with individuals and other action as appropriate.<sup>3</sup>

The Commission is currently investigating a report of a nonconformance involving your client, Ms. Ana Romero, that occurred during her employment at the Texas Department of Public Safety Laboratory – El Paso. A copy of the original complaint form filed with the Commission is enclosed with this letter. As part of its regular course of investigation, the Commission's investigative panel requests an opportunity to interview your client with respect to the events and circumstances as described in the complaint.

---

<sup>1</sup> TEX. CODE CRIM. PROC. art. 38.01 § 4(a)(3); *Id.* at § 4(b).

<sup>2</sup> [Tex. Admin. Code § 651.304.](#)

<sup>3</sup> [Tex. Admin. Code § 651.307.](#)



If you have any questions with regard to the investigation and/or the Commission's request for an interview, you may reach me directly at (512) 936-0661.

Respectfully,

*Leigh M. Savage*

Leigh M. Savage  
Associate General Counsel

encl.

# **EXHIBIT**

# **E**



TEXAS DEPARTMENT OF PUBLIC SAFETY  
CRIME LABORATORY

**Quality Incident Report**

LAB-QA-04-Workflow Rev.06a (07/2018) p.1 Issued by: QAC

<b>Tracking ID</b>  <b>QI-ELP-2018-0419-BA</b>
--

Lab		Discipline		Date Discovered	4/19/2018	<b>Page 1 of 4</b>
Date of Incident	3/12/2014		End Date of Incident (if applicable)		3/14/2014	
Related Policy/Procedure/Specification	ISO/IEC 17025:2005 #5.10.1					
Related Work # (case/batch/instrument)	4 cases associated but not affected (different peak areas): ELP-1312-2072, ELP-1312-2080, ELP-1312-2082, ELP-1312-2084 28 cases affected: ELP-1312-2057, ELP-1312-2058, ELP-1312-2059, ELP-1312-2060, ELP-1312-2063, ELP-1312-2069, ELP-1312-2070, ELP-1312-2071, ELP-1312-2073, ELP-1312-2074, ELP-1312-2075, ELP-1312-2076, ELP-1312-2077, ELP-1312-2078, ELP-1312-2079, ELP-1312-2083, ELP-1312-2085, ELP-1312-2086, ELP-1312-2087, ELP-1312-2088, ELP-1312-2089, ELP-1312-2090, ELP-1312-2091, ELP-1312-2093, ELP-1312-2095, ELP-1312-2096, ELP-1312-2098, ELP-1312-2129					

**Incident Description:**

A batch of blood alcohol samples was initially processed in the El Paso Crime Laboratory on Friday, 2/07/2014, by Ana Romero. Ms. Romero at that time was a blood alcohol analyst working for DPS. Ms. Romero no longer works for Texas DPS; she resigned from DPS employment for unrelated reasons on 5/31/2014. During processing of the blood alcohol batch on 02/7/2014, the carrier gas on the instrument became depleted, and the run automatically stopped. Ms. Romero, hereafter referred to as "analyst", "Ms. Romero", or by the initials "AR", returned to work on Monday, 2/10/2014, noticed the stoppage, added new carrier gas, and progressed the run from the point where it was stopped. The results were obtained on 2/10/2014. The controls on the run prior to and post cylinder replacement passed quality check (QC) requirements. No policy existed in the SOP at the time that addressed using data from a run where carrier gas is depleted, replaced, and allowed to continue. Since all controls passed and the test process was not prohibited, the analyst printed the results on 2/21/2014, draft completed the report in JusticeTrax on 2/28/2014, and it was sent it out for technical review off-site. The technical reviewer for the 2/7/2014 batch (who is also now a former employee) rejected the data from 2/10/2014 and requested that the samples be re-sampled and re-run, due to the carrier gas being exhausted over the weekend while the run was in progress. The technical reviewer felt it was best practice to re-run the samples under those conditions. The analyst complied with the technical reviewer's request. The chain of custody and instrument log indicates that the samples from 2/10/2014 were re-run by the analyst at the technical reviewer's request on 3/12/2014. However the printed data for only four (4) cases from that re-run was inserted into case folders, while the printed data from the remainder of the re-run cases (28) was not added to the case folders. On 3/14/2014, evidence is present in the instrument log to suggest that Ms. Romero returned to the instrument software and manually initiated an analysis process of the 3/12/2014 data. Rather than selecting the data from 3/12/2014, it is speculated that Ms. Romero was allowed by the software to select and use the data from the earlier 2/7/2014 run instead, and compare it against the calibration file from 3/12/2014. Ultimately, the data that was used on 3/14/2014 resulted in different concentrations than those obtained on 2/10/2014, but possessed the exact same peak areas in both runs. The final report marked draft complete on 3/18/2014 states that 3/12/2014 data was used, but instead it was data from 2/10/2014 that was used to generate the report. On 2/10/2014, the 2/10/2014 data was originally compared to 2/10/2014 calibration files and generated one concentration. On 3/14/2014, the 2/10/2014 data was again used (misrepresented as 3/12/2014 data) but was compared to the 3/12/2014 calibration file. This caused the peak areas to be the same between the two runs, but because each run applied a different calibration file, the resulting concentrations in the runs differed. The new reports were marked draft complete on 3/18/2014. They were technically and administratively reviewed on 3/21/2014 by the same reviewer that had originally rejected the initial data. Ultimately this incident affected 28 cases included in the batch. The laboratory became aware of this incident by being notified by external sources on 4/19/2018. On 4/19/2018, the El Paso Lab Manager was contacted by PIO officer about a news story involving former employee Ana Romero. Additionally, Mayr Law published similar information on their website (<http://mayr-law.com/badblood/>). On 4/20/2018 Crime Laboratory Service Director was notified that the Texas Forensic Science Commission received a complaint consistent with the allegations.

**Cause Analysis:**

**ROOT CAUSE INVESTIGATION** A thorough process was performed to determine the causal factors in this incident. The following were conducted: 1. Initial Review of Additional Cases and Data from the El Paso Blood Alcohol Unit - The data files from the now-retired Thermo instrument used during the original analysis are still stored on the El Paso server. The Technology Integration Analyst was provided the location of the data file backup. He reviewed the retired instrument computer and indicated that both the software (no longer in use) and original data files were stored on the hard drive and are still recoverable and readable. He noted that the data files backed up to El Paso Server are identical to what is on the retired instrument computer. The data was backed up to the server when the instrument and computer was retired. As part of the cause analysis investigation, a selection of case folders involving multi-run cases performed around the same time as the batch involved in this incident were reviewed and no repeats of the issue were identified. This included 10/21/2013 and 3/11/2014 batches from analyst AR, and another batch from a separate analyst MA on 3/27/2014. Detecting no issues in these batches supports the idea that the incident was not caused by a default software setting that is associated with re-runs. A case folder was reviewed from batch 3/7/2014 (AR) which was interrupted by a power outage. It was rerun on 3/11/2014



TEXAS DEPARTMENT OF PUBLIC SAFETY  
CRIME LABORATORY

**Quality Incident Report**

LAB-QA-04-Workflow Rev.06a (07/2018) p.1 Issued by: QAC

<b>Tracking Number</b>
QI-ELP-2018-0419-BA

Lab	Discipline	Date Discovered	4/19/2018
-----	------------	-----------------	-----------

by AR and the data is supported by the case record; no identical peak areas were detected. A case folder from a batch rerun by another analyst (MA) that had to be rerun twice (3/24/2014, 3/26/2014, 3/27/2014) was reviewed, and the data is supported by the case record. No identical peak areas were detected. This also suggests the incident was not caused by a default software setting associated with reruns. Two case folders were reviewed from batch 10/21/2013 (AR) which was interrupted due to power outage and was rerun on 10/30/2013. Data from the first run was not present in the two case files; it could be the instrument stopped prior to injection. There was sufficient data in the record to support the reported conclusions from the second run. Two single run batches (one from each analyst working at the time) were reviewed. The 1/6/2014 batch (AR) and a 2/3/2014 (MA) batch reviewed were all single run batches and the data from one case folder per batch is supported by the case record; there were no identical peak areas. The 3/11/2014 batch record and case file for ELP-1312-02207 were received and reviewed 4/26/2018 by the Toxicology Section Supervisor. No additional information was obtained.

2. Initial Review of Raw Data in the Batch Affected - The El Paso Lab Manager checked the discovery record and found only the copies of the 02/07/2014 files modified in 03/2014 on the CD of files released for discovery. The El Paso lab manager checked the discovery CDs and the CD contains all of the data files for the 3/12/2014 run. The data files provided show a modification date of 3/14/2014 but the file name includes 2/7/2014. The Technology Integration Analyst confirmed that the raw data files from the 02/07/14 run matches what is in the case record. There are only 2 injections from the 03/12/2014 run saved on the computer (positions 15 and 16; case ELP-1312-02059). The directory name for these files are not consistent with Ms. Romero's usual naming configuration. Looking for the remainder of the data files, it appeared to the Technology Integration Analyst that the recycle bin had not been emptied since 2010 (files were present with 2010 dates in the bin). There is no run data matching the 03/12/2014 run in the recycle bin. There are sequence logs back to 2009 for the analyst AR but the data does not go back that far including what is present in the recycle bin. The Technology Integration Analyst investigated data back to 2009, and discovered that while deletion of data had occurred over a period of time and was not uncommon, no policy was in place from 2009-2014 to require the preservation of this data. Local IT suggested a file undelete utility and the ADD approved its use. The file undelete tool was used and 832 files were recovered. The instrument log was recovered which indicates the sequence in question was run on 3/12/2014 beginning at 2:57:22 PM and ending on 3/13/2014 at 1:20:59 PM. Regarding at the only two injections from the 3/12/2014 run that were available digitally for review, the peak areas from the raw data of the two injections present are (case ELP-1312-02059): 16 = 2348104 and internal standard = 2091578 channel 1; 16 = 2327450 and internal standard = 2031460 channel 2; 15 = 2395513 and internal standard 2129966 channel 1; 15 = 2307149 and n-propanol 2057731 channel 2. The peak areas listed above are not what was printed in the case folder. There are no blank or calibrator files present in the 3/12/2014 data folder but the paper copies are in the batch record and could be used to obtain the appropriate ethanol concentrations for the one case. The other files involved in the batch can not be located. The data file names on the 3/12/2014 chromatogram printouts in the case record are not consistent with the data pathway on the computer. The next run saved on the instrument computer is 4/23/2014 by AR and it includes only proficiency test samples. After that there are no more AR folders. The Employee's (AR's) separation date was 5/31/2014.

3. Review of data on EL Paso Server - Ms. Romero's home directory has been deleted (as would be expected post-resignation). Ms. Romero's files within "public" were related to supply orders or reagent prep logs. There were also GCMS data files and sequence logs. All of Ms. Romero's files within El Paso Lab Documents were the data files previously identified in QA data BA and GCMS files.

4. Review of data on the other GC instrument (Shimadzu) - Files containing Ms. Romero's initials ALR were found with a search from c:\, and they were internal standard data files from 03/21/2013 and 03/07/14. No files with a modification date of 03/12/2014 were found, and no files with a creation date of 03/12/2014 were found.

CAUSE ANALYSIS Cause analysis proceeded, and multiple contributing factors were discovered or hypothesized. These are numbered below:

1. Employee Oversight Possible, but No Dry Labbing Occurred – The batch records of the 3/12/2014 batch (which was a rerun of the 2/07/2014 batch) were reviewed by subject matter experts in Austin who reviewed the identical peak areas between the 3/12 and 2/14 batches on the printed chromatograms in some but not all cases in the batch. They agree that it is a statistical impossibility to possess two different runs with identical peak heights and different concentrations of ethanol. However the method blanks, calibrators and controls area counts are different suggesting at least the blanks and some of the samples were rerun. Chain of custodies were reviewed in the batch and confirmed that the items were transferred back to the analyst again in March, presumably for testing. Evidence indicates that the analyst took possession of those items, testing was performed on 3/12/2014, and the evidence was returned. The instrument log indicates the instrument collected and analyzed files on 3/12/2014 in 13 minute increments from the batch in question. This evidence refutes the theory proposed by the filed complaint suggesting that the samples were dry-labbed. Dry-labbing occurs when results are fabricated in lieu of performing an experiment, and in this case an experiment was clearly performed. The evidence indicates more likely that analyst oversight occurred, presumably by the analyst applying 2/10/2014 data in a way that caused it to be misrepresented as 3/12/2014 data. The reason for the improper application of data is not known. A meeting with Ms. Romero was held on 6/07/2018 to attempt to gather additional information on the cause for the improper data application. Ms. Romero, her attorney, Austin Toxicology Supervisor Anna Mudd, El Paso Lab Manager Joseph Correa, Crime Lab Director Brady Mills, Technical Services Director Alice Amilhat, and El Paso QA Specialist Kevin Condel were in



TEXAS DEPARTMENT OF PUBLIC SAFETY  
CRIME LABORATORY

**Quality Incident Report**

LAB-QA-04-Workflow Rev.06a (07/2018) p.1 Issued by: QAC

<b>Tracking Number</b>
QI-ELP-2018-0419-BA

Lab		Discipline		Date Discovered	4/19/2018
-----	--	------------	--	-----------------	-----------

attendance. Ms. Romero mentioned that the software was not user friendly, samples would not print properly, and the process was not intuitive. But since the case was run four years ago, ultimately the analyst was not able to provide a reason why the 2/10/2014 data was used during the 3/12/14 run. 2. Instrument Software Limitations - The instrument software allows one to select and use data from any run and apply it to any calibration file. According to the Texas DPS Technology Integration Analyst investigating the root cause for this incident, on the report template in the instrument software the user can select the graphs and the tables and tell the software which data file to use. Afterwards the software does not change what the upper header on the report is displaying, and also does not display the calibration file used. It is possible to select the wrong data file and afterwards not know the wrong file had been selected because no information was printed to identify what was chosen. 3. Analyst Data Analysis Process - An interview with a current employee who used this instrument in the past determined that the software automatically analyzes the run in progress and prints reports without user interface. The run was automatically analyzed on 3/12/2014 and printed. The correct controls and method blank chromatograms were archived with the batch, and chromatograms from four of the cases in the batch run on 3/12/2014 were inserted into the case folders. But 28 of the cases did not receive chromatograms. It is not understood what happened to the remainder of the printed data from the 28 cases. It is hypothesized that Ms. Romero returned on 3/14/2014 and initiated an analyze process to re-obtain the data, which would require her to manually select the data sets to be used. Evidence of this is captured in the instrument log. It appears she re-analyzed the entire 2/7/2014 run but excluded vials 1 and 2. Then she analyzed one sample three times from the March run and then the same sample twice from the February run. Then, she analyzed all of the 3/12/2014 samples including vials 1 and 2 twice. If Ms. Romero infrequently performed this type of manual initiation of the analyze process, it is possible that the wrong batch could have been selected on accident during this process. 4. Possible Error in Data Set Selection - The analyst entered the data on 3/14/2014 to manually initiate an analysis process. On the report template in the instrument software, you can select the graphs and the tables and tell it which data file to use. It does not change what the upper report is displaying. When you open the report, it will display the first data file path you use. But you can right click and change out the graphs and tables individually by pointing to a different data path. It is possible during that entry that the analyst manually selected to apply the data set from 2/10/2014 instead of the data set from 3/12/2014. The analyst could have then had the software perform the analysis process against the wrong 2/10/2014 data set using the correct 3/12/2014 calibration file. This is one path that could have yielded results that were identical in peak area to the 2/10/2014 run (because they used the same data set) but had different concentrations (because they applied to different calibration files). Since the data set is able to be changed during the manual entry, but that action is not reflected on the printout, The wrong data set could have been selected by accident and not been noticed by the analyst or the reviewer. However, this still does not fully explain the 4 cases in the batch that did show different peak areas between the 2/10/2014 and 3/12/2014 runs. 5. Technical Reviewer Oversight - The technical reviewer did not check the peak areas on the 3/12/2014 re-run, and may have only checked that the concentration was a different value than was obtained on 2/10/2014. As a result, the technical reviewer did not detect that an error had occurred during analysis. It is likely that on 3/14/2014, the analyst involved in the original process applied the 2/10/2014 data in place of the 3/12/2014 data during a manual initiation of the analysis process, causing inaccurate information to be generated for the 3/12/2014 run.

<b>Correction(s) to the Original Work (Indicate if not performed at this time)</b>	<b>Corrected Report? NA</b>
--	-----------------------------

1. Former Employee Contacted to Request Explanation - The Assistant Division Director (ADD) contacted Ms. Romero via her work phone on 5/4/2018. He explained that a question has arisen about a batch of BA casework she worked on. The ADD asked for an email address to email data for her review. The ADD explained that her assistance was needed to help support her results and discussed the existence of the associated Texas Forensic Science Commission complaint. Ms. Romero asked for the ADD's direct number and did not wish to comment prior to consulting with an attorney. Ms. Romero obtained litigation, and per the direction of the Crime Lab Director, Ms. Romero's attorney was contacted via e-mail on 5/16/2018 by the El Paso Laboratory Manager and forwarded the case notes for the 32 affected cases. Ms. Romero was asked to review the data and a meeting would be held at a later date to discuss the review. After ample time for review had passed, a meeting with Ms. Romero was held on 6/07/2018 to attempt to gather additional information on the cause for the improper data application. Ms. Romero, her attorney, Austin Toxicology Supervisor Anna Mudd, El Paso Lab Manager Joseph Correa, Crime Lab Director Brady Mills, Technical Services Director Alice Amilhat, and El Paso QA Specialist Kevin Condel were in attendance. Ms. Romero mentioned that the software was not user friendly, samples would not always print properly, and the software process was not intuitive. But since the case was run four years ago, ultimately the analyst was not able to provide a reason why the 2/10/2014 data was used during the 3/12/14 run. 2. Review of Additional Cases to Determine Scope of Errors - On 4/26/2018, LIMS support provided a case list, showing that 2210 Blood Alcohol cases were worked by Ms. Romero. The case list was sent to El Paso Lab Manager, his supervisor and ADD Mills for distribution to DA's office (requested by Trial Chief Lori Hughes) 4/26/2018. Folders were requested from previous multi-run cases of both analysts working around that time in El Paso. A selection of case folders were reviewed and no repeats of the issue were identified (see Cause Analysis section #1 in this Quality Incident Report). It was concluded that the issue was not caused by a default software setting associated with reruns. As a part of future corrective action, the El Paso lab and DPS will contact



TEXAS DEPARTMENT OF PUBLIC SAFETY  
CRIME LABORATORY

**Quality Incident Report**

LAB-QA-04-Workflow Rev.06a (07/2018) p.1 Issued by: QAC

<b>Tracking Number</b>
QI-ELP-2018-0419-BA

Lab		Discipline		Date Discovered	4/19/2018
-----	--	------------	--	-----------------	-----------

the Texas Forensic Science Commission (FSC) to determine an appropriate and representative sample size to review in order to determine whether the issues uncovered during root cause analysis are also present in the greater body of Ms. Romero's work. DPS will review a representative sample of Ms. Romero's work and review prior employee evaluations in an effort to determine whether this incident was isolated or had been identified in the past. While other instances involving issues detected during peer review of Ms. Romero's work are documented (see QI-ELP-2017-0608-BA and QI-ELP-2017-0831-BA), neither were believed to be linked to a larger pattern of error. With this current incident, it becomes apparent that further investigation must occur to determine whether additional errors in other cases may be present.

3. Conclusions regarding affected Samples - Because the technical reviewer did not support the results of the first run, the department will not issue amended reports using the first batch's data. Additionally, since the second batch appears to have been analyzed using the data from the first batch, those results are invalid. Since four years has passed since the samples were collected, some samples may be unsuitable for reanalysis. Additional investigation is in progress to determine if the blood alcohol evidence for the 28 cases affected have been refrigerated post-analysis and to determine whether the evidence is in storage in El Paso or has since been returned to the customer.

4. Conditions on Repeatability in Future Work -

A. Analysts - The analyst Ms. Romero, who performed the work initially, is no longer employed and has not been employed with DPS since 5/31/2014. The technical reviewer is also no longer employed with the DPS laboratory. Therefore, corrections to personnel performing work or review on the cases affected by this incident are no longer possible.

B. Instruments / Software - The instruments / software used to generate the results in the affected cases in this incident are no longer used. Regarding the instrumentation / software used in current casework, the vendor had confirmed through an e-mail obtained from 8/11/2017 that the data file path is hardcoded to stay the same regardless of whether the data is renamed, stored or moved when BAL reports is used. This process is the same for all of the BA labs except for Austin. However the Austin instrument's software works similarly in that there is an audit trail that points back to the file that was used. Therefore, a future repeat of the events that led to this is not possible with current technology in place.

C. Re-Analysis Data Verification - A Blood Alcohol Advisory Board meeting was held on 6/4/2018 and discussed how verification of data should proceed during technical review. Since this incident was discovered as a result of re-analysis data verification being performed on a case, more universal approaches may be developed to address how to identify and respond to instances such as these.

**Customer Notification (Indicate if not performed at this time or not applicable):**

The case list was sent to El Paso Lab Manager Joseph Correa, his supervisor, and Crime Lab Director Brady Mills for distribution to DA's office (requested by the Trial Chief) on 4/26/2018. A meeting was held at the at the El Paso District Attorney's office on 5/15/2018 to discuss this incident. Division Director Mike Lesko, Crime Lab Director Mills, El Paso Lab Manager Joseph Correa, the District Attorney, First Assistant, Trial Division Chief, Intake Division Chief, and Drug Task Force Chief were all present. The submitting agency or representative for each case affected should be contacted and provided a description of the events leading to this incident. This should be documented and added to the case notes for each case upon completion.

Corrective Action Necessary? Yes	Significant Disclosure? Yes
<b>Approval</b>	
Requestor <u>Condell, Kevin (electronically signed)</u>	Date: <u>6/7/2018</u>
TL/TPOC <u>Hernandez, Laura (electronically signed, non-technical if blank)</u>	Date: <u>6/7/2018</u>
Lab QA <u>Condell, Kevin (electronically signed)</u>	Date: <u>6/7/2018</u>
Management <u>Correa, Joseph (electronically signed)</u>	Date: <u>6/7/2018</u>
System QA <u>Sanchez, Katherine (electronically signed)</u>	Date: <u>7/16/2018</u>



TEXAS DEPARTMENT OF PUBLIC SAFETY  
CRIME LABORATORY

**Action Item Summary**

LAB-QA-05A-Workflow Rev. 00a (08/2018)j.1 Issued by: QAC

<b>Tracking ID</b>  <b>QI-ELP-2018-0419-BA</b>
--

Lab	El Paso	Discipline	BA	Date Discovered	4/19/2018	Page 1 of 2
-----	---------	------------	----	-----------------	-----------	-------------

**Corrections(s) to the Original Work:** **Corrected report? NA**

1. Former Employee Contacted to Request Explanation - The Assistant Division Director (ADD) contacted Ms. Romero via her work phone on 5/4/2018. He explained that a question has arisen about a batch of BA casework she worked on. The ADD asked for an email address to email data for her review. The ADD explained that her assistance was needed to help support her results and discussed the existence of the associated Texas Forensic Science Commission complaint. Ms. Romero asked for the ADD's direct number and did not wish to comment prior to consulting with an attorney. Ms. Romero obtained litigation, and per the direction of the Crime Lab Director, Ms. Romero's attorney was contacted via e-mail on 5/16/2018 by the El Paso Laboratory Manager and forwarded the case notes for the 32 affected cases. Ms. Romero was asked to review the data and a meeting would be held at a later date to discuss the review. After ample time for review had passed, a meeting with Ms. Romero was held on 6/07/2018 to attempt to gather additional information on the cause for the improper data application. Ms. Romero, her attorney, Austin Toxicology Supervisor Anna Mudd, El Paso Lab Manager Joseph Correa, Crime Lab Director Brady Mills, Technical Services Director Alice Amilhat, and El Paso QA Specialist Kevin Condel were in attendance. Ms. Romero mentioned that the software was not user friendly, samples would not always print properly, and the software process was not intuitive. But since the case was run four years ago, ultimately the analyst was not able to provide a reason why the 2/10/2014 data was used during the 3/12/14 run.

2. Review of Additional Cases to Determine Scope of Errors - On 4/26/2018, LIMS support provided a case list, showing that 2210 Blood Alcohol cases were worked by Ms. Romero. The case list was sent to El Paso Lab Manager, his supervisor and ADD Mills for distribution to DA's office (requested by Trial Chief Lori Hughes) 4/26/2018. Folders were requested from previous multi-run cases of both analysts working around that time in El Paso. A selection of case folders were reviewed and no repeats of the issue were identified (see Cause Analysis section #1 in this Quality Incident Report). It was concluded that the issue was not caused by a default software setting associated with reruns. As a part of future corrective action, the El Paso lab and DPS will contact the Texas Forensic Science Commission (FSC) to determine an appropriate and representative sample size to review in order to determine whether the issues uncovered during root cause analysis are also present in the greater body of Ms. Romero's work. DPS will review a representative sample of Ms. Romero's work and review prior employee evaluations in an effort to determine whether this incident was isolated or had been identified in the past. While other instances involving issues detected during peer review of Ms. Romero's work are documented (see QI-ELP-2017-0608-BA and QI-ELP-2017-0831-BA), neither were believed to be linked to a larger pattern of error. With this current incident, it becomes apparent that further investigation must occur to determine whether additional errors in other cases may be present.

3. Conclusions regarding affected Samples - Because the technical reviewer did not support the results of the first run, the department will not issue amended reports using the first batch's data. Additionally, since the second batch appears to have been analyzed using the data from the first batch, those results are invalid. Since four years has passed since the samples were collected, some samples may be unsuitable for reanalysis. Additional investigation is in progress to determine if the blood alcohol evidence for the 28 cases affected have been refrigerated post-analysis and to determine whether the evidence is in storage in El Paso or has since been returned to the customer.

4. Conditions on Repeatability in Future Work - A. Analysts - The analyst Ms. Romero, who performed the work initially, is no longer employed and has not been employed with DPS since 5/31/2014. The technical reviewer is also no longer employed with the DPS laboratory. Therefore, corrections to personnel performing work or review on the cases affected by this incident are no longer possible. B. Instruments / Software - The instruments / software used to generate the results in the affected cases in this incident are no longer used. Regarding the instrumentation / software used in current casework, the vendor had confirmed through an e-mail obtained from 8/11/2017 that the data file path is hardcoded to stay the same regardless of whether the data is renamed, stored or moved when BAL reports is used. This process is the same for all of the BA labs except for Austin. However the Austin instrument software works similarly in that there is an audit trail that points back to the file that was used. Therefore, a future repeat of the events that led to this is not possible with current technology in place. C. Re-Analysis Data Verification - A Blood Alcohol Advisory Board meeting was held on 6/4/2018 and discussed how verification of data should proceed during technical review. Since this incident was discovered as a result of re-analysis data verification being performed on a case, more universal approaches may be developed to address how to identify and respond to instances such as these.

**Customer Notification:**

The case list was sent to El Paso Lab Manager Joseph Correa, his supervisor, and Crime Lab Director Brady Mills for distribution to DA's office (requested by the Trial Chief) on 4/26/2018. A meeting was held at the at the El Paso District Attorney's office on 5/15/2018 to discuss this incident. Division Director Mike Lesko, Crime Lab Director Mills, El Paso Lab Manager Joseph Correa, the District Attorney, First Assistant, Trial Division Chief, Intake Division Chief, and Drug Task Force Chief were all present. The submitting agency or representative for each case affected should be contacted and provided a description of the events leading to this incident. This should be documented and added to the case notes for each case upon completion.

**Proposed Action Plan**



TEXAS DEPARTMENT OF PUBLIC SAFETY  
CRIME LABORATORY

**Action Item Summary**

LAB-QA-05A-Workflow Rev. 00a (08/2018)p.1 Issued by: QAC

<b>Tracking Number</b>
<b>QI-ELP-2018-0419-BA</b>

Lab	El Paso	Discipline	BA	Date Discovered	4/19/2018	Page 2 of 2
-----	---------	------------	----	-----------------	-----------	-------------

1. The El Paso lab and DPS will contact the Texas Forensic Science Commission (FSC) to determine an appropriate and representative sample size to review in order to determine whether the issues uncovered during root cause analysis are also present in the greater body of Ms. Romero's work. 2. DPS will review a representative sample of Ms. Romero's work and review prior employee evaluations in an effort to determine whether this incident was isolated or had been identified in the past. Note: Since the analysts involved no longer work at DPS, the instrument and software involved are no longer utilized, and the process itself includes an audit trail, a preventive response to minimize these types of incidents in the future is not currently applicable. Actions related to this incident will primarily focus on review of prior cases to determine if any additional limitations exist in Ms. Romero's prior casework.

**Plan Approval**

Approver(s) Gomez, Marissa Silva, Condel, Kevin, Correa, Joseph (electronically signed) Date: 10/3/2018

**Corrective Action Items and Preventive Measures**

**Work Authorization Suspension? None**

Date Completed	Action Item/Preventive Measure	Responsible Individual
08/30/18	The El Paso lab and DPS contacted the Texas Forensic Science Commission (FSC) to determine an appropriate and representative sample size to review in order to determine whether the issues uncovered during root cause analysis are also present in the greater body of Ms. Romero's work. On 08/30/18, the recommendation was received that El Paso to look at one case from each batch.	Correa, Joseph
10/03/18	On 8/30/18, El Paso DPS began a review of a representative sample of Ms. Romero's work and review prior employee evaluations in an effort to determine whether this incident was isolated or had been identified in the past. The review concluded on 10/3/18. The El Paso DPS laboratory manager reviewed a representative sample (314 cases out of 85 batches) of Ms. Romero's work (see attached spreadsheet) in an effort to determine whether this incident was isolated or had occurred in the past. The amount of reviewed cases exceeded the recommended amount proposed by the Texas FSC. The review of 314 cases (85 batches) of Ms. Romero's casework spanning from 2009-2014 did not produce any additional cases containing duplicated area counts matching those of other cases that were reviewed. It appears from review that this incident was isolated.	Correa, Joseph

**Approval**

Facilitator Condel, Kevin (electronically signed) Date: 10/3/2018

TL/TPOC Gomez, Marissa Silva (electronically signed) Date: 10/3/2018

Lab QA Condel, Kevin (electronically signed) Date: 10/3/2018

Management Correa, Joseph (electronically signed) Date: 10/3/2018

System QA Sanchez, Katherine (electronically signed) Date: 10/3/2018



# **EXHIBIT**

# **F**

0.08 Calibrator	Channel	2/7/14				3/12/14			
		Ethanol Area	n-Propanol Area	EtOH/ISTD Ratio	Response Factor	Ethanol Area	n-Propanol Area	EtOH/ISTD Ratio	Response Factor
	1	787021	2488287	0.3163	3.9536	784355	2428040	0.3230	4.0380
	2	816105	2485414	0.3284	4.1045	814571	2368673	0.3439	4.2987

Case #	Run	Channel	2/7/14				3/12/14				Potential Reported Value from 2/7/14	Ethanol Result on DPS Lab Report	Uncertainty	% Difference between 2/7/14 Calibration and 3/12/14 Calibration		
			Ethanol Area	n-Propanol Area	EtOH/ISTD Ratio	Ethanol Result on Data	Ethanol Area	n-Propanol Area	EtOH/ISTD Ratio	Ethanol Result on Data						
ELP-1312-02057	1	1	976846	2413344	0.4048	0.1024	976846	2413344	0.4048	0.1002	0.1002	2.2%	0.101	0.098	0.010	3.0%
	2	2	978132	2396674	0.4081	0.0994	978132	2396674	0.4081	0.0949	0.0949	4.6%				
ELP-1312-02058	1	1	1225344	2328843	0.5262	0.1331	1225344	2328843	0.5262	0.1303	0.1303	2.1%	0.132	0.127	0.012	3.9%
	2	2	1247850	2311894	0.5398	0.1315	1247850	2311894	0.5398	0.1256	0.1256	4.6%				
ELP-1312-02059	1	1	2617275	2476913	1.0567	0.2673	2617275	2476913	1.0567	0.2617	0.2617	2.1%	0.265	0.256	0.025	3.5%
	2	2	2612288	2438953	1.0711	0.2610	2612288	2438953	1.0711	0.2492	0.2492	4.6%				
ELP-1312-02060	1	1	2466753	2331736	1.0579	0.2676	2466753	2331736	1.0579	0.2620	0.2620	2.1%	0.263	0.255	0.024	3.1%
	2	2	2468305	2280665	1.0823	0.2637	2468305	2280665	1.0823	0.2518	0.2518	4.6%				
ELP-1312-02063	1	1	3576841	3569915	1.0019	0.2534	3576841	3569915	1.0019	0.2481	0.2481	0.6%	0.248	0.240	0.023	3.3%
	2	2	3510918	3448698	1.0180	0.2480	3510918	3448698	1.0180	0.2368	0.2368	2.1%				
ELP-1312-02069	1	1	1973219	2487446	0.7933	0.2006	1973219	2487446	0.7933	0.1965	0.1965	2.1%	0.198	0.191	0.018	3.6%
	2	2	1940618	2440943	0.7950	0.1937	1940618	2440943	0.7950	0.1849	0.1849	4.6%				
ELP-1312-02070	1	1	2111367	2648943	0.7971	0.2016	2111367	2648943	0.7971	0.1974	0.1974	2.1%	0.236	0.229	0.022	3.0%
	2	2	2131448	2624896	0.8120	0.1978	2131448	2624896	0.8120	0.1889	0.1889	4.6%				
ELP-1312-02071	1	1	2284297	2281439	1.0013	0.2532	2284297	2281439	1.0013	0.2480	0.2480	2.1%	0.253	0.245	0.024	3.2%
	2	2	2285804	2233098	1.0236	0.2494	2285804	2233098	1.0236	0.2381	0.2381	4.6%				
ELP-1312-02072	1	1	1307848	2630378	0.4972	0.1258	1307848	2630378	0.4972	0.1144	0.1144	9.5%	0.120	0.113	0.011	6.0%
	2	2	1182278	2541309	0.4652	0.1177	1182278	2541309	0.4652	0.1140	0.1140	3.2%				
ELP-1312-02073	1	1	2082229	2364064	0.8808	0.2228	2082229	2364064	0.8808	0.2181	0.2181	2.1%	0.221	0.213	0.021	3.7%
	2	2	2078408	2306428	0.9011	0.2196	2078408	2306428	0.9011	0.2096	0.2096	4.7%				
ELP-1312-02074	1	1	2049594	2287493	0.8960	0.2183	2049594	2287493	0.8960	0.2084	0.2084	4.6%	0.203	0.196	0.019	3.5%
	2	2	2849593	3486928	0.8172	0.1991	2849593	3486928	0.8172	0.1901	0.1901	4.6%				
ELP-1312-02075	1	1	1688373	2285269	0.7388	0.1869	1688373	2285269	0.7388	0.1830	0.1830	2.1%	0.184	0.178	0.017	3.3%
	2	2	1694703	2233040	0.7589	0.1849	1694703	2233040	0.7589	0.1765	0.1765	4.6%				
ELP-1312-02076	1	1	1713614	2295072	0.7466	0.1819	1713614	2295072	0.7466	0.1737	0.1737	4.6%	0.148	0.144	0.014	2.7%
	2	2	1338199	2236806	0.5983	0.1513	1338199	2236806	0.5983	0.1482	0.1482	2.1%				
ELP-1312-02077	1	1	1365118	2314165	0.5899	0.1492	1365118	2314165	0.5899	0.1461	0.1461	2.1%	0.181	0.175	0.017	3.4%
	2	2	1380483	2304148	0.5991	0.1460	1380483	2304148	0.5991	0.1394	0.1394	4.6%				
ELP-1312-02078	1	1	1876806	2314769	0.8108	0.2051	1876806	2314769	0.8108	0.2008	0.2008	2.1%	0.202	0.196	0.019	3.0%
	2	2	1872759	2281257	0.8209	0.2000	1872759	2281257	0.8209	0.1910	0.1910	4.6%				
ELP-1312-02079	1	1	1917246	2310878	0.8297	0.2021	1917246	2310878	0.8297	0.1930	0.1930	4.6%	0.204	0.197	0.019	3.5%
	2	2	1919858	2368545	0.8106	0.2050	1919858	2368545	0.8106	0.2007	0.2007	2.1%				

ELP-1312-02080	1	1	895347	2291170	0.3908	0.0988	0.0988	808022	2056461	0.3929	0.0973	0.0973	1.5%	0.100	0.097	0.010	3.0%
		2	930841	2260929	0.4117	0.1003	0.1003	836662	2020855	0.4140	0.0963	0.0963	4.1%				
	2	1	912879	2294533	0.3978	0.1006	0.1006	809395	2048052	0.3952	0.0979	0.0979	2.7%				
		2	933607	2259806	0.4131	0.1007	0.1007	838255	1984067	0.4225	0.0983	0.0983	2.4%				
ELP-1312-02082	1	1	13483	2291652	0.0059	0.0015	0.0015	0	1999922	0.0000	0.0000	0.0000	200.0%	0.001	No alcohol detected.	NA	#VALUE!
		2	14607	2293439	0.0064	0.0016	0.0016	15013	1969034	0.0076	0.0018	0.0018	11.8%				
	2	1	21634	3310972	0.0065	0.0017	0.0017	7817	1977549	0.0040	0.0010	0.0010	51.9%				
		2	25647	3268124	0.0078	0.0019	0.0019	14492	1979246	0.0073	0.0017	0.0017	11.1%				
ELP-1312-02083	1	1	1963634	2227963	0.8814	0.2229	0.2229	1963634	2227963	0.8814	0.2183	0.2183	2.1%	0.220	0.213	0.021	3.2%
		2	1962408	2201296	0.8915	0.2172	0.2172	1962408	2201296	0.8915	0.2074	0.2074	4.6%				
	2	1	2052378	2324500	0.8829	0.2233	0.2233	2052378	2324500	0.8829	0.2187	0.2187	2.1%				
		2	2034594	2267673	0.8972	0.2186	0.2186	2034594	2267673	0.8972	0.2087	0.2087	4.6%				
ELP-1312-02084	1	1	2709600	3421548	0.7919	0.2003	0.2003	1570295	2017062	0.7785	0.1928	0.1928	3.8%	0.196	0.190	0.018	3.1%
		2	2671147	3307793	0.8075	0.1967	0.1967	1558027	1938857	0.8036	0.1869	0.1869	5.1%				
	2	1	1757568	2263555	0.7765	0.1964	0.1964	1588762	2016764	0.7878	0.1951	0.1951	0.7%				
		2	1745493	2217746	0.7871	0.1918	0.1918	1587856	1964374	0.8083	0.1880	0.1880	2.0%				
ELP-1312-02085	1	1	1829744	2323605	0.7875	0.1992	0.1992	1829744	2323605	0.7875	0.1950	0.1950	2.1%	0.196	0.190	0.018	3.1%
		2	1821113	2287927	0.7960	0.1939	0.1939	1821113	2287927	0.7960	0.1852	0.1852	4.6%				
	2	1	1828652	2326313	0.7861	0.1988	0.1988	1828652	2326313	0.7861	0.1947	0.1947	2.1%				
		2	1820574	2284122	0.7971	0.1942	0.1942	1820574	2284122	0.7971	0.1854	0.1854	4.6%				
ELP-1312-02086	1	1	2521984	2312972	1.0904	0.2758	0.2758	2521984	2312972	1.0904	0.2700	0.2700	2.1%	0.272	0.263	0.025	3.4%
		2	2489158	2240442	1.1110	0.2707	0.2707	2489158	2240442	1.1110	0.2585	0.2585	4.6%				
	2	1	2554364	2333652	1.0946	0.2769	0.2769	2554364	2333652	1.0946	0.2711	0.2711	2.1%				
		2	2509615	2287491	1.0971	0.2673	0.2673	2509615	2287491	1.0971	0.2552	0.2552	4.6%				
ELP-1312-02087	1	1	2058995	2310138	0.8913	0.2254	0.2254	2058995	2310138	0.8913	0.2207	0.2207	2.1%	0.225	0.218	0.021	3.2%
		2	2085916	2241524	0.9306	0.2267	0.2267	2085916	2241524	0.9306	0.2165	0.2165	4.6%				
	2	1	2077813	2324380	0.8939	0.2261	0.2261	2077813	2324380	0.8939	0.2214	0.2214	2.1%				
		2	2082981	2256224	0.9232	0.2249	0.2249	2082981	2256224	0.9232	0.2148	0.2148	4.6%				
ELP-1312-02088	1	1	1337858	2299960	0.5817	0.1471	0.1471	1337858	2299960	0.5817	0.1441	0.1441	2.1%	0.146	0.141	0.014	3.5%
		2	1345199	2256524	0.5961	0.1452	0.1452	1345199	2256524	0.5961	0.1387	0.1387	4.6%				
	2	1	1342260	2304927	0.5823	0.1473	0.1473	1342260	2304927	0.5823	0.1442	0.1442	2.1%				
		2	1346108	2254502	0.5971	0.1455	0.1455	1346108	2254502	0.5971	0.1389	0.1389	4.6%				
ELP-1312-02089	1	1	2984015	2309907	1.2918	0.3267	0.3267	2984015	2309907	1.2918	0.3199	0.3199	2.1%	0.321	0.310	0.030	3.5%
		2	2934912	2244488	1.3076	0.3186	0.3186	2934912	2244488	1.3076	0.3042	0.3042	4.6%				
	2	1	2969829	2308122	1.2867	0.3254	0.3254	2969829	2308122	1.2867	0.3186	0.3186	2.1%				
		2	2914006	2253608	1.2930	0.3150	0.3150	2914006	2253608	1.2930	0.3008	0.3008	4.6%				
ELP-1312-02090	1	1	1752892	2295570	0.7636	0.1931	0.1931	1752892	2295570	0.7636	0.1891	0.1891	2.1%	0.192	0.186	0.018	3.2%
		2	1755253	2248363	0.7897	0.1924	0.1924	1755253	2248363	0.7897	0.1837	0.1837	4.6%				
	2	1	1788989	2330313	0.7677	0.1942	0.1942	1788989	2330313	0.7677	0.1901	0.1901	2.1%				
		2	1801038	2284722	0.7883	0.1921	0.1921	1801038	2284722	0.7883	0.1834	0.1834	4.6%				
ELP-1312-02091	1	1	1768249	2228351	0.7935	0.2007	0.2007	1768249	2228351	0.7935	0.1965	0.1965	2.1%	0.198	0.191	0.018	3.6%
		2	1765052	2165562	0.8151	0.1986	0.1986	1765052	2165562	0.8151	0.1896	0.1896	4.6%				
	2	1	1805561	2284939	0.7902	0.1999	0.1999	1805561	2284939	0.7902	0.1957	0.1957	2.1%				
		2	1793142	2263180	0.7923	0.1930	0.1930	1793142	2263180	0.7923	0.1843	0.1843	4.6%				
ELP-1312-02093	1	1	2268452	2269755	0.9994	0.2528	0.2528	2268452	2269755	0.9994	0.2475	0.2475	2.1%	0.248	0.240	0.023	3.3%
		2	2240308	2201730	1.0175	0.2479	0.2479	2240308	2201730	1.0175	0.2367	0.2367	4.6%				
	2	1	2277643	2290192	0.9945	0.2515	0.2515	2277643	2290192	0.9945	0.2463	0.2463	2.1%				
		2	2246378	2246645	0.9999	0.2436	0.2436	2246378	2246645	0.9999	0.2326	0.2326	4.6%				
ELP-1312-02095	1	1	2078359	2302325	0.9027	0.2283	0.2283	2078359	2302325	0.9027	0.2236	0.2236	2.1%	0.225	0.217	0.021	3.6%
		2	2061609	2254668	0.9144	0.2228	0.2228	2061609	2254668	0.9144	0.2127	0.2127	4.6%				
	2	1	2101413	2330643	0.9016	0.2281	0.2281	2101413	2330643	0.9016	0.2233	0.2233	2.1%				
		2	2085741	2299793	0.9069	0.2210	0.2210	2085741	2299793	0.9069	0.2110	0.2110	4.6%				
ELP-1312-02096	1	1	1479383	2331385	0.6346	0.1605	0.1605	1479383	2331385	0.6346	0.1571	0.1571	2.1%	0.159	0.154	0.015	3.2%
		2	1482196	2277603	0.6508	0.1586	0.1586	1482196	2277603	0.6508	0.1514	0.1514	4.6%				
	2	1	1490054	2332104	0.6389	0.1616	0.1616	1490054	2332104	0.6389	0.1582	0.1582	2.1%				
		2	1483430	2279532	0.6508	0.1585	0.1585	1483430	2279532	0.6508	0.1514	0.1514	4.6%				
ELP-1312-02098	1	1	1591112	2311418	0.6884	0.1741	0.1741	1591112	2311418	0.6884	0.1705	0.1705	2.1%	0.172	0.166	0.016	3.6%
		2	1590056	2257896	0.7042	0.1716	0.1716	1590056	2257896	0.7042	0.1638	0.1638	4.7%				
	2	1	1597151	2330293	0.6854	0.1734	0.1734	1597151	2330293	0.6854	0.1697	0.1697	2.2%				
		2	1596554	2280748	0.7000	0.1705	0.1705	1596554	2280748	0.7000	0.1628	0.1628	4.6%				
ELP-1312-02129	1	1	1854367	2344771	0.7909	0.2000	0.2000	1854367	2344771	0.7909	0.1959	0.1959	2.1%	0.198	0.192	0.019	3.1%
		2	1848250	2284546	0.8090	0.1971	0.1971	1848250	2284546	0.8090	0.1882	0.1882	4.6%				
	2	1	1804810	2281419	0.7911	0.2001	0.2001	1804810	2281419	0.7911	0.1959	0.1959	2.1%				
		2	1801888	2223091	0.8105	0.1975	0.1975	1801888	2223091	0.8105	0.1886	0.1886	4.6%				

- Notes:
- 1) Method blanks for 2/7/14 and 3/12/14 batch are different area counts
  - 2) ELP-1312-02063 - the runs are switched. On the data, the area counts for the 2/7/14 Run 1 are recorded for the 3/12/14 Run 2
  - 3) ELP-1312-02058 - the first runs for both sets of data are the same, but the second runs are different
  - 4) ELP-1312-02072, ELP-1312-02080, ELP-1312-02082, and ELP-1312-02084 are highlighted green because they are the cases that had different area counts for all runs and channels.

# **EXHIBIT**

# **G**



TEXAS DEPARTMENT OF PUBLIC SAFETY  
 CRIME LABORATORY  
**Action Plan/Supplement**  
LAB-512 Rev.00 (04/2019) p.1 Issued by QAC

<b>Tracking Number</b>  <b>QI-ELP-2018-0419-BA</b>
--

Lab	El Paso	Discipline	BA	Date Discovered	4/19/2018
-----	---------	------------	----	-----------------	-----------

**Summary** Corrected Report Issued  NA  Yes

This supplement is being written in response to the Texas Forensic Science Commission inquiry.

It is the laboratory's belief based on our review of the contributing factors below, there was not an intentional or malicious action on the part of the analyst. We feel the evidence refutes the claim of drylabbing, however we cannot exclude the possibility that the actions on the part of the analyst were intentional. Ultimately the root cause for this incident was inconclusive.

The root cause analysis identified several contributing factors for this quality incident:

1 Employee oversight- The chain of custody and instrument log both indicate the evidence for the affected batch was returned to the analyst and the instrument collected and analyzed files on 3/12/14 in 13 minute increments. The most likely scenario has the analyst using the 2/10/14 data in a manner that allowed it to be misrepresented as the 3/12/2014 run. The reason this occurred could not be determined.

2 Instrument Software limitations- The software used at the time of this incident allowed the user to manually select a data file and would not update the upper header on the report, or identify the calibration file used. There was nothing present in the software to prevent the user from accidentally switching data files. This limitation in the software could be associated with either accidental error or intentional error act.

3 Analyst data analysis process- 28 cases did not receive chromatograms, the software generated reports without user interface. It could not be determined if the reports printed and if so what happened to the printed data, however the instrument log captured the analyst manually initiating an analyze process to re-obtain the data and print/re-print the chromatograms. This specific process was infrequently performed.

4 Possible error in data set selection- As mentioned above the user can select the graphs and tables and tell the software which data file to use. It is likely the analyst manually selected the 2/10/14 data set and ran it against the correct 3/12/14 calibration file which would have yielded the results found (IE identical peak areas with different concentrations)

5 Technical reviewer oversight- The technical reviewer did not check the peak areas on the re-run and may have only checked the concentration was different between the two runs. As a result the error was not detected.

The El Paso laboratory reviewed a representative sample (315 cases out of 85 batches) of the analysts casework spanning 2009-2014. No other cases with duplicated area counts were identified. From our review it appears this incident was isolated to the batch in question, and none of the analysts other casework outside this batch was affected.

A comparison was made of the linear regressions from the February and March calibrations. Please refer to the attached spreadsheet. The area counts from the 2/7/14 batch were used to calculate the concentration using the original curve. Then the area counts used on the 3/12/14 batch (most of which match the 2/7/14 information except for the highlights) were used to calculate the concentration using the curve from 3/12/14. The spreadsheet calculates the percentage difference between the two sets of results to show the difference between the two curves.

The software used on the recovered PC was EZChrome Elite Version 3.2.1 Build 3.2.1.31. The instrument was not recovered. Without the instrument, our technology integration specialist could not reproduce how the software would react while reprocessing and collecting data at the same time. We know a sequence from another analyst was running and collecting data at the same time the analyst in question was reprocessing the 3/14/14 batch. When reprocessing a sequence, it was noted the computer defaults to the original results unless the user selects reintegrate. The results would then be calculated using the calibration currently saved in the method. From the software logs and menu choices, we can surmise how the calibrator from a different run can be used to process the current run if Reintegrate is chosen when reprocessing the sequence and the calibration was previously saved to the method. Whether the analyst was aware that her actions were causing the calibration from a different run to be used is unknown.



TEXAS DEPARTMENT OF PUBLIC SAFETY  
 CRIME LABORATORY  
**Action Plan/Supplement**  
 LAB-512 Rev.00 (04/2019) p.1 Issued by QAC

<b>Tracking Number</b>
QI-ELP-2018-0419-BA

Lab	El Paso	Discipline	BA	Date Discovered	4/19/2018	Page 2 of 2
-----	---------	------------	----	-----------------	-----------	-------------

*(This area is intentionally left blank for the main body of the report.)*

Requestor(s) Joseph Correa *JC* Date: 4/18/19

**Approval** Status:  OPEN  CLOSED

TL/TPOC \_\_\_\_\_ Date: \_\_\_\_\_

Quality Manager Joseph Correa *Joseph Correa* Date: 4/18/19

**Comments:**