

ANNUAL STATISTICAL REPORT

for the
TEXAS JUDICIARY



FY 2022



TABLE OF CONTENTS

TEXAS COURT STRUCTURE	iv
FUNDING OF THE JUDICIAL BRANCH	vi
JUDICIAL ADMINISTRATION	ix
STATEWIDE TRENDS	1
Civil Cases.....	2
Family Cases.....	8
Criminal Cases.....	13
Fine Only Misdemeanors.....	21
Juvenile Cases.....	23
Probate and Guardianship Cases.....	30
Applications for Mental Health Services.....	33
Administrative Judicial Regions.....	34
COURT-LEVEL TRENDS	37
Supreme Court.....	38
Court of Criminal Appeals.....	42
Courts of Appeals.....	49
Effects of the COVID Pandemic on Trial Court Caseloads.....	53
District Courts.....	69
Statutory County Courts.....	77
Constitutional County Courts.....	84
Justice Courts.....	91
Municipal Courts.....	99
Profile of Appellate and Trial Court Judges.....	106
DETAIL	111
Supreme Court.....	112
Court of Criminal Appeals.....	114
Courts of Appeals.....	116
District Courts.....	118
Criminal Case Activity.....	118
Civil Case Activity.....	120
Family Case Activity.....	122
Juvenile Case Activity.....	124
Statutory County Courts.....	126
Felony Case Activity.....	126
Misdemeanor Case Activity.....	128
Civil Case Activity.....	130
Family Case Activity.....	132
Juvenile Case Activity.....	134
Probate and Guardianship Cases.....	136
Mental Health Case Activity.....	136
Constitutional County Courts.....	138

Criminal Case Activity	138
Civil Case Activity	140
Juvenile Case Activity.....	142
Probate and Guardianship Cases	144
Mental Health Case Activity	144
District and Statutory County Courts	146
Civil Case Activity	146
Family Case Activity	148
Felony Case Activity.....	150
District and County-Level Courts.....	152
Juvenile Case Activity.....	152
County-Level Courts.....	154
Misdemeanor Case Activity	154
Probate and Guardianship Cases	156
Mental Health Case Activity	156
Justice and Municipal Courts.....	158
Criminal Case Activity	158
Juvenile/Minor Activity	159
Additional Activity	160
Justice Courts.....	161
Criminal Case Activity	161
Civil Case Activity	162
Juvenile/Minor Activity	162
Additional Activity	163
Municipal Courts.....	164
Criminal Case Activity	164
Civil/Administrative Case Activity	165
Juvenile/Minor Case Activity.....	165
Additional Activity	166
Assigned Judges in the Trial Courts	168
APPENDIX	171

DIRECTOR STATEMENT

The Texas Judiciary closed out fiscal year 2022 with more than 7.3 million filings and judges disposing of more than 7.4 million cases – a 15% increase over FY 2021. The overall case clearance rate for FY 2022 was 102 percent.

This is a significant improvement over the last fiscal year as our courts have worked hard to reduce the backlog caused by the COVID-19 Pandemic.

At the time of publishing this report, the judiciary has taken a huge step in improving court data that is available to the judiciary, policy makers and the public. For several years, the Texas Judicial Council, the policy making body for the judiciary, has recommended collecting case level data. This would be more detailed case data with far more information than the current aggregate data that we collect at the state level.

The 88th Legislature provided funding for a new system to begin collecting more detailed data and the Judicial Council and Office of Court Administration are eager to make this project a reality. I look forward to providing an update on the progress in our report next year. In the meantime, please enjoy exploring the wealth of information in our FY 2022 Annual Statistical Report.

Below are some key highlights:

- Cases clearance rates improved at all levels of trial courts and were close to or exceeding 100 percent.
- Case clearance rates improved and were near or above 100 percent in all case types except juvenile and municipal civil.
- Filings increased or held relatively steady at all court levels except the Court of Criminal Appeals. The greatest percentage increase (25 percent) occurred in the courts of appeals.
- With pandemic restrictions starting to recede in the middle of the fiscal year, the number of criminal filings in the Courts of Appeals increased by 56 percent.
- After declining slightly during the pandemic, the number of new felony cases filed reached an all-time high in 2022. Filings increased in every case category except for robbery and DWI. Assaultive offenses continued to increase especially aggravated assault/attempted murder and sexual assault of an adult.
- The number of new misdemeanor cases continued to decline. Having fallen by half since the peak in 2007, filings in 2022 were the lowest since at least 1985. Over the past five years, the only misdemeanor case types that increased were assault cases.
- While new felony drug offenses increased by 8 percent, new misdemeanor drug possession cases continued to decline at a significant rate and fell to the lowest level since 1994.
- After sharp, pandemic-related declines, fine-only misdemeanor cases increased for the first time since 2008 but were still at historically low levels.
- Fine-only misdemeanors involving juveniles or minors, increased for the first time since 2017, as did truancy cases.
- New civil case filings declined in district courts and increased slightly in county courts, but increased significantly in justice and municipal courts.
- Debt cases declined by 13 percent in the district courts, 21 percent in the county courts, and 25 percent in the justice courts. Despite the decline in filings, debt cases grew as a share of total caseload in the county courts.
- After reaching an all-time high in 2021, injury or damage cases involving a motor vehicle decreased by 16 percent in 2022.
- New landlord/tenant cases nearly doubled and returned to pre-pandemic levels, accounting for 46 percent of the justice courts' civil caseload.
- Estate (probate) cases continued to grow but at a much slower rate than during the COVID pandemic.

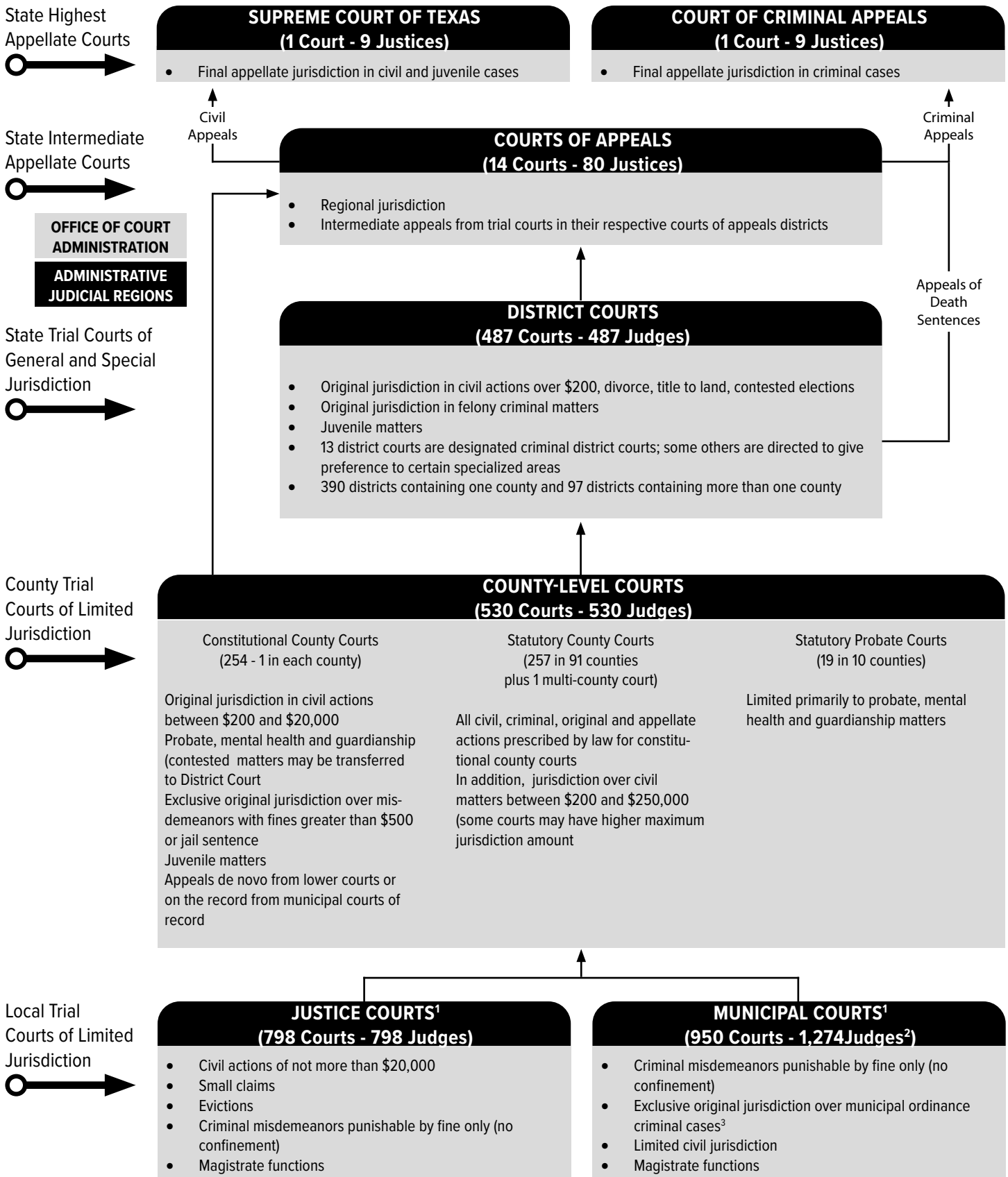
- The number of new family law cases declined 6 percent in 2022 and was the lowest number of filings since 1998. The number of post-judgment suits for modification or enforcement fell by a similar percentage to the lowest level since at least 2011 when statistics began to be collected.
- Child protection and child support cases were down significantly from a peak in 2018.
- After 2 years of significant declines in filings due to the pandemic, new juvenile cases spiked in 2022, and felony offenses fell as a percentage of total new filings. Filings remained historically low but growth occurred in the most serious offenses—assaults, homicides, and felony drug cases.



Megan LaVair




COURT STRUCTURE OF TEXAS
September 1, 2022



1. All justice courts and most municipal courts are not courts of record. Appeals from these courts are by trial de novo in the county-level courts, and in some instances in the district courts.
 2. Some municipal courts are courts of record—appeals from the courts are taken on the record to the county-level courts. As of April 2020, 188 courts indicated that they were a court of record; a list is posted at <http://www.txcourts.gov/about-texas-courts.aspx>.
 3. An offense that arises under a municipal ordinance is punishable by a fine not to exceed: (1) \$2,000 for ordinances that govern fire safety, zoning, and public health, (2) \$4,000 for dumping of refuse or (3) \$500 for all others.

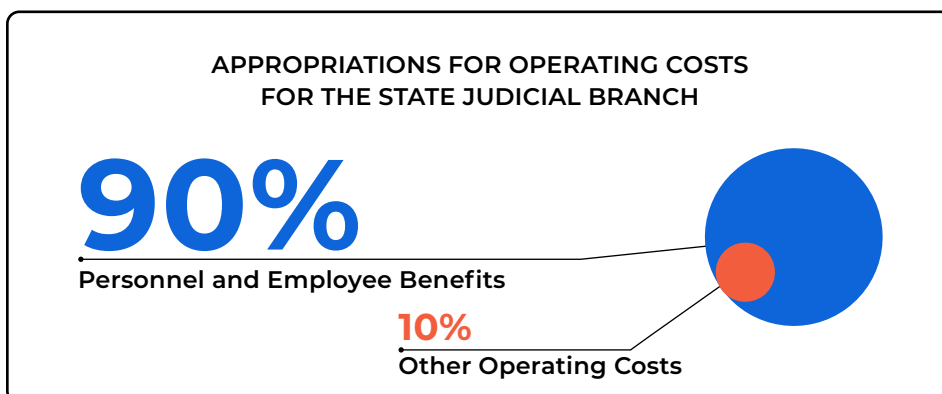
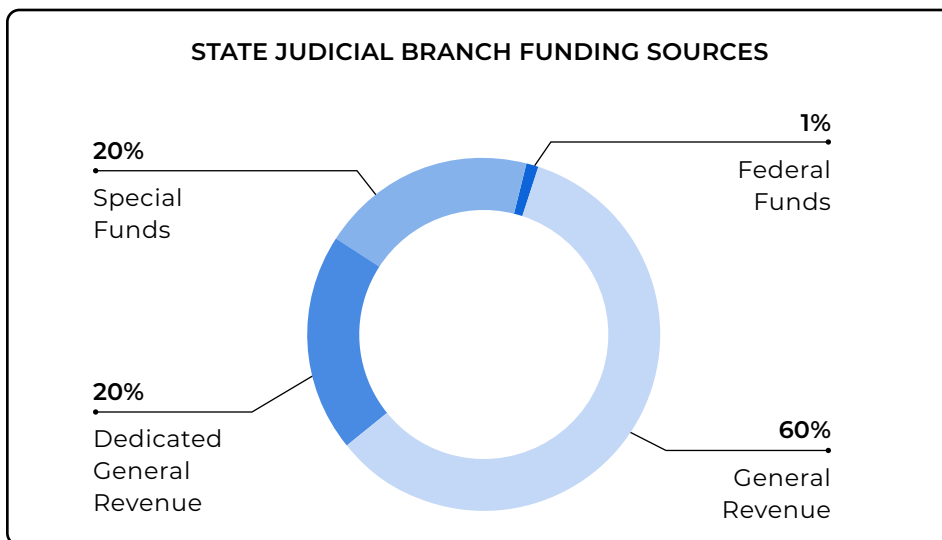
FUNDING OF THE JUDICIAL BRANCH



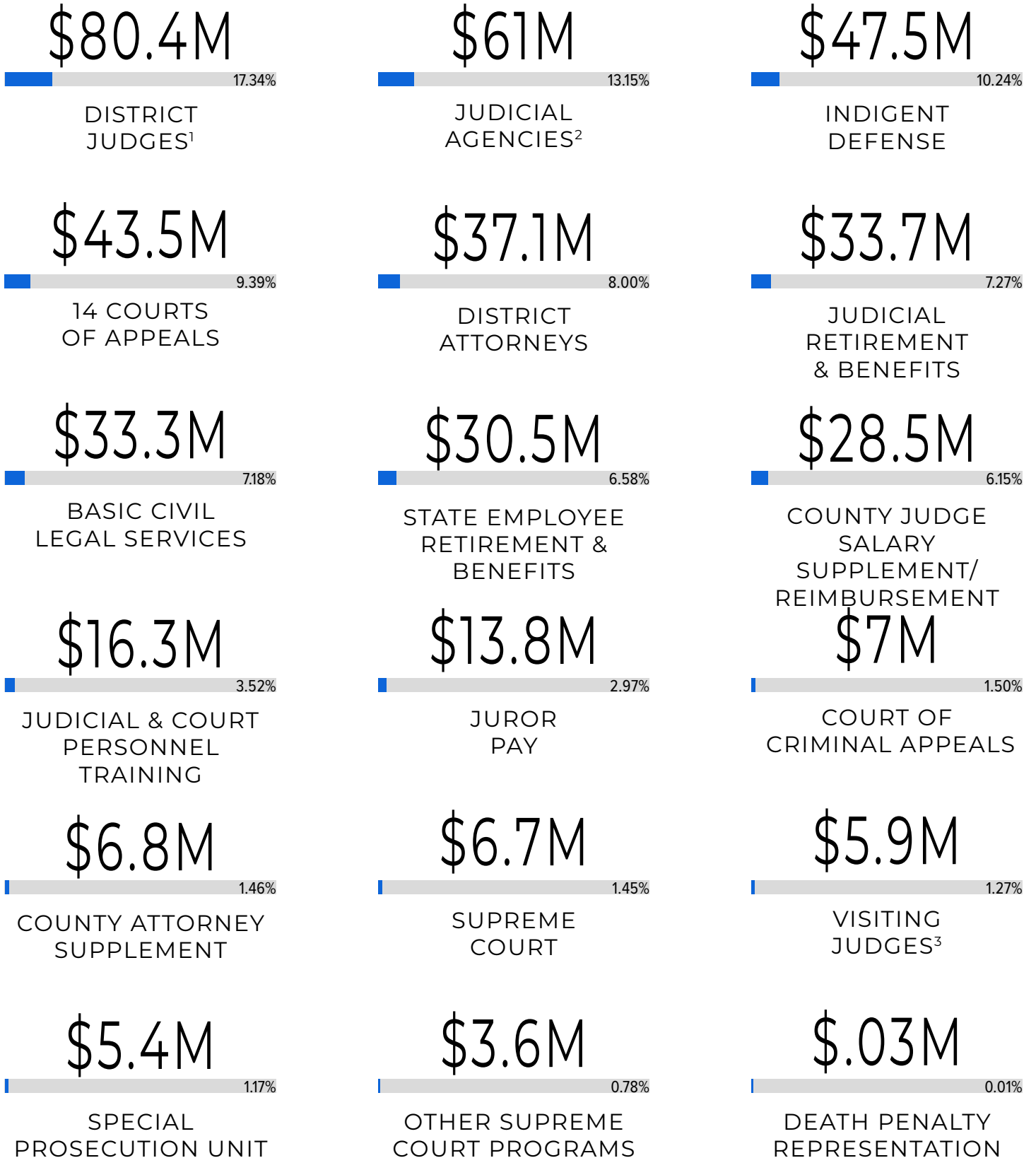
The State provides funding for salaries and operating costs of the Supreme Court, Court of Criminal Appeals, and intermediate appellate courts. The State funds a base salary for district judges and salary reimbursements for certain constitutional and statutory county court judges, as well as salaries, salary supplements, expenses of retirement, and other payroll-related benefits for certain prosecutors. The State also pays for or supplements some other expenses of the judicial branch, including juror pay, basic civil legal services, criminal indigent defense, judicial technology, and special prosecution units.

Most counties supplement the base salary of judges of the intermediate appellate courts and district courts. Counties pay the operating costs of district courts, as well as the salary of judges, salaries of other staff, and operating costs for constitutional county courts, county courts at law, and justice courts. Cities finance all costs related to the operation of municipal courts, including judges' salaries.

In FY 2023, state appropriations for the Texas judicial system accounted for 0.38 percent of all state appropriations. Sixty percent of the financing for the judicial system came from General Revenue sources. Twenty percent came from dedicated General Revenue funds, such as the Fair Defense Account, the Statewide Electronic Filing System Account, and the Judicial and Court Personnel Training Fund, and the remaining amounts came from other special funds, including the Judicial Fund and federal funds.



STATE JUDICIAL BRANCH APPROPRIATIONS, FY 2023



1 "District Judges" includes salaries, travel, and local administrative judge salary supplement.

2 "Judicial Agencies" include the Office of Court Administration, Texas Judicial Council, Office of the State Prosecuting Attorney, Office of Capital and Forensic Writs, State Law Library, and State Commission on Judicial Conduct. Appropriations for Judicial Agencies include approximately \$11.3 million in interagency contracts.

3 "Visiting Judges" includes salaries and per diem expenses.



JUDICIAL ADMINISTRATION

The Texas Supreme Court has constitutional responsibility for the efficient administration of the judicial system and possesses the authority to make rules of administration applicable to the courts.¹ Under the direction of the Chief Justice, the Office of Court Administration aids the Supreme Court in carrying out its administrative duties by providing administrative support and technical assistance to all courts in the state.

The Supreme Court and the Texas Legislature also receive recommendations on long-range planning and improvements in the administration of justice from the Texas Judicial Council, a 22-member policy-making body composed of two appointees from each level of court, as well as appointees from the Governor and legislative branches of government. The Chief Justice of the Supreme Court, Presiding Judge of the Court of Criminal Appeals, chief justices of each of the courts of appeals, and judges of each of the trial courts are generally responsible for the administration of their respective courts.

For the district and statutory county courts there is also a local administrative district judge in each county, as well as a local administrative statutory county court judge in each county that has a statutory county court. In counties with two or more district courts, a local administrative district judge is elected by the district judges in the county for a term not to exceed two years.² Similarly, in counties with two or more statutory county courts, a local administrative statutory county court judge is elected by the statutory county court judges for a term not to exceed two years. The local administrative judge is charged with implementing the local rules of administration, supervising the expeditious movement of court caseloads, and other administrative duties.³

To aid in the administration of justice in the trial courts, the state is divided into eleven administrative judicial regions. With the advice and consent of the Senate, the Governor appoints one of the active or retired district judges, or a retired appellate court judge who has district court experience residing in each region, as the presiding judge. The statutory probate court judges also select a presiding judge, who must be an active statutory probate court judge.

The Chief Justice of the Supreme Court may convene periodic conferences of the chief justices of the courts of appeals, as well as periodic conferences of the eleven presiding judges to ensure the efficient administration of justice in the courts of the state.

By statute, the Supreme Court has administrative control over judicial branch agencies and issues Administrative Orders to include orders for appointments to judicial boards, commissions, and task forces.

1 Article V, Section 31 of the Texas Constitution.

2 In accordance with Section 74.091 or Section 74.0911, Tex. Govt. Code.

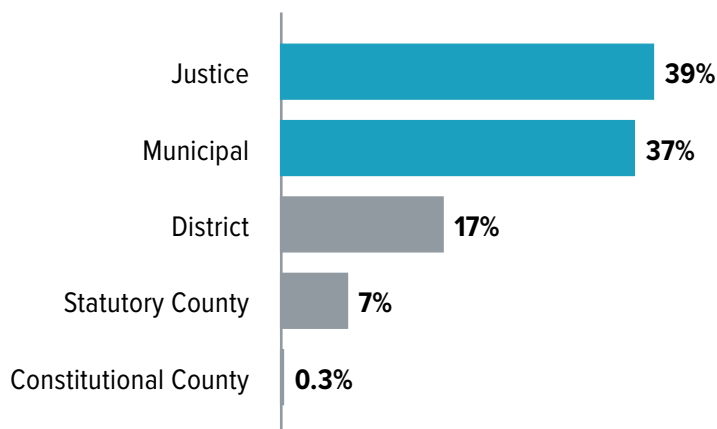
3 The administrative responsibilities of the local administrative judge are detailed in Section 74.092, Tex. Govt. Code.

STATEWIDE TRENDS

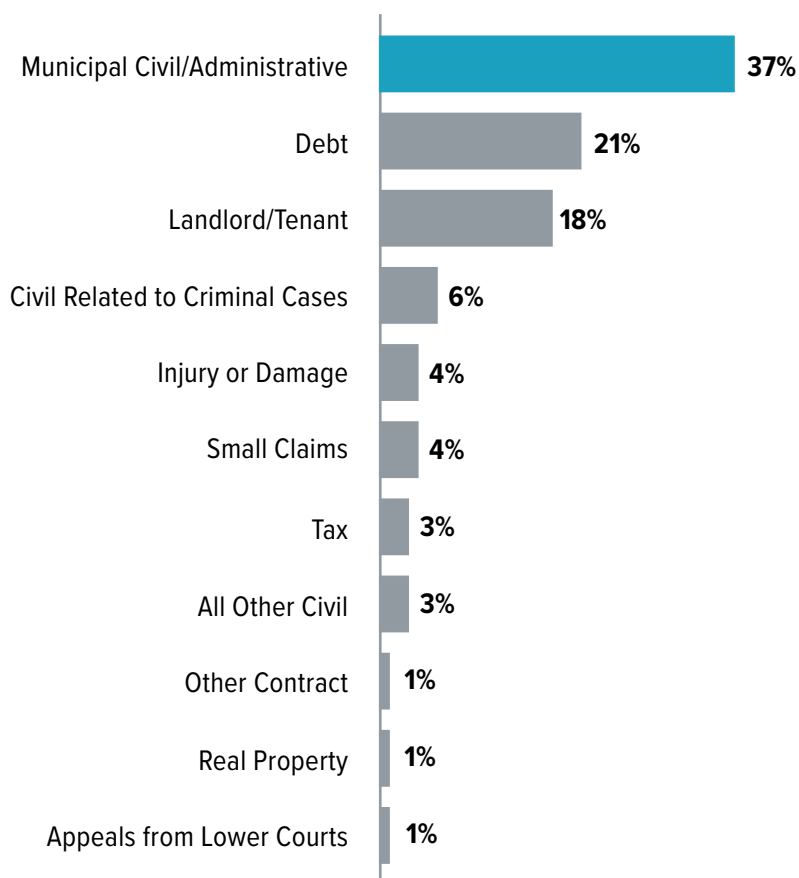
Civil Cases.....	2
Family Cases.....	8
Criminal Cases.....	13
Fine Only Misdemeanors.....	21
Juvenile Cases.....	23
Probate and Guardianship Cases.....	30
Applications for Mental Health Services.....	33
Administrative Judicial Regions.....	34

Civil Cases

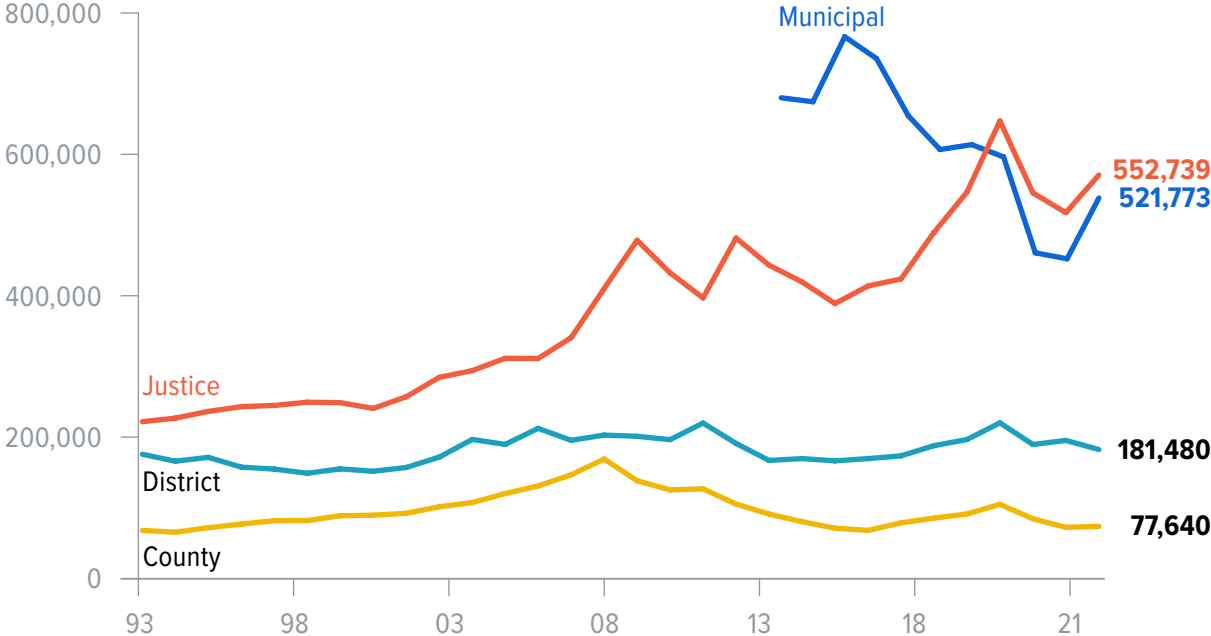
In 2022, more than three-quarters of the more than 1.4 million new civil cases were filed in the municipal and justice courts. Ten years ago municipal courts accounted for nearly half of all civil case filings, but were surpassed by justice courts in 2019.



Civil/administrative cases in the municipal courts accounted for 37 percent of new civil cases filed statewide in 2022—up from 34 percent the year before. Debt cases dropped significantly—down from 30 percent of total civil cases the year before—while landlord/tenant cases increased by 8 percentage points.



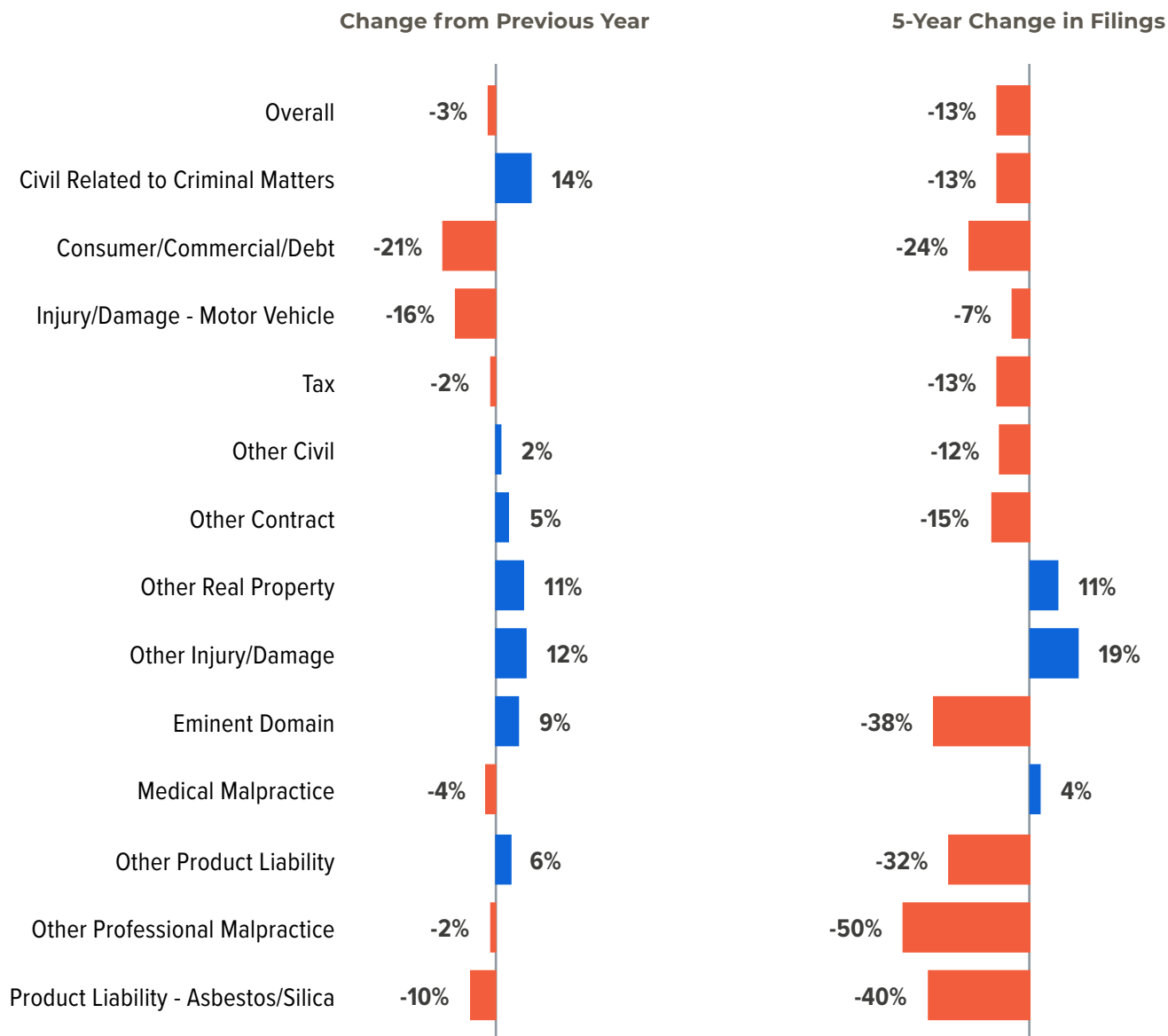
After significant declines over the past two years, the number of new civil cases rebounded in 2022 across all court levels except for district courts—resulting in an overall increase of 10 percent above 2021 totals. Municipal and justice courts saw the largest increases, with justice court filings up 10 percent and municipal courts up 19 percent. County courts saw a more modest increase of 2 percent, and new civil cases in district courts fell by 6 percent.



Change in Cases Filed

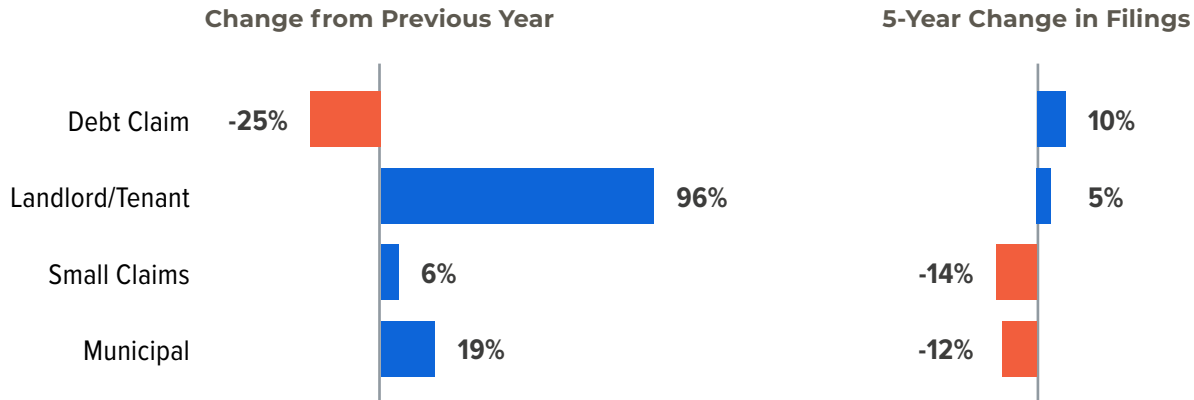
District and County Courts

In 2022, the number of new cases filed in district and county-level courts increased in 7 categories, with the greatest increase seen in civil cases related to criminal matters, while the largest declines in district and county courts occurred in cases related to debt and motor vehicle injury/damage—2 of the largest case categories. Compared to 5 years ago, however, filings remain significantly lower across nearly all categories.



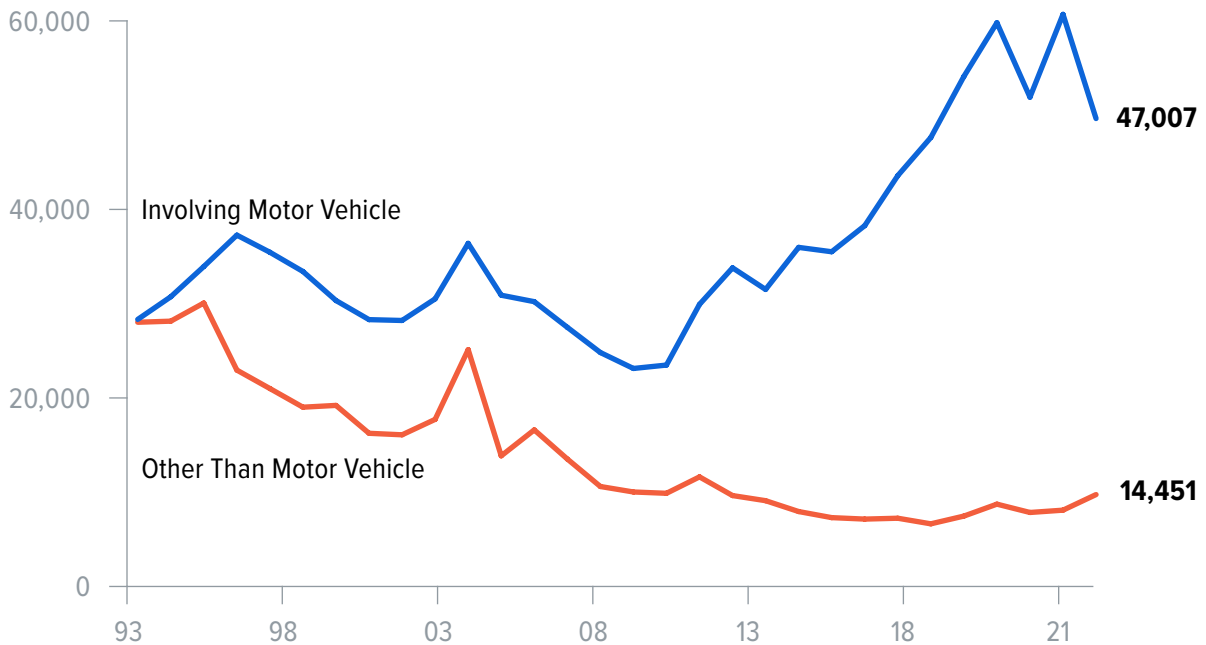
Justice and Municipal Courts

New civil cases filed in the justice and municipal courts grew significantly except for debt cases. Despite the growth, filing levels remained lower than levels 5 years ago in all categories except debt cases.

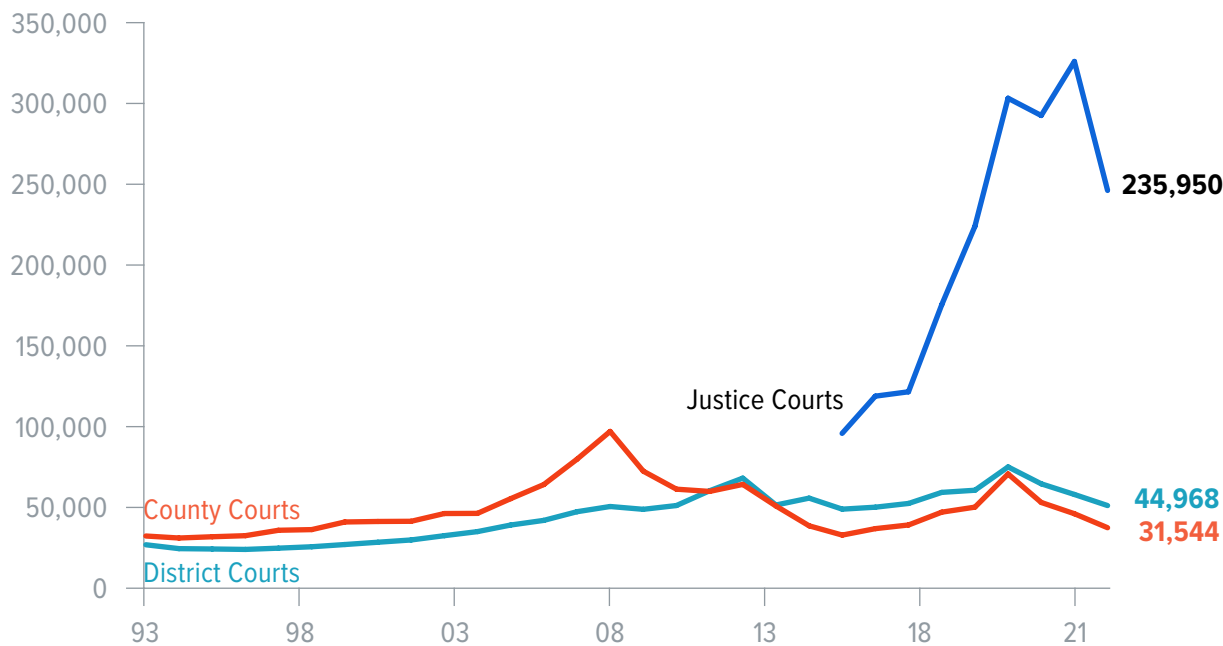


Significant Trends

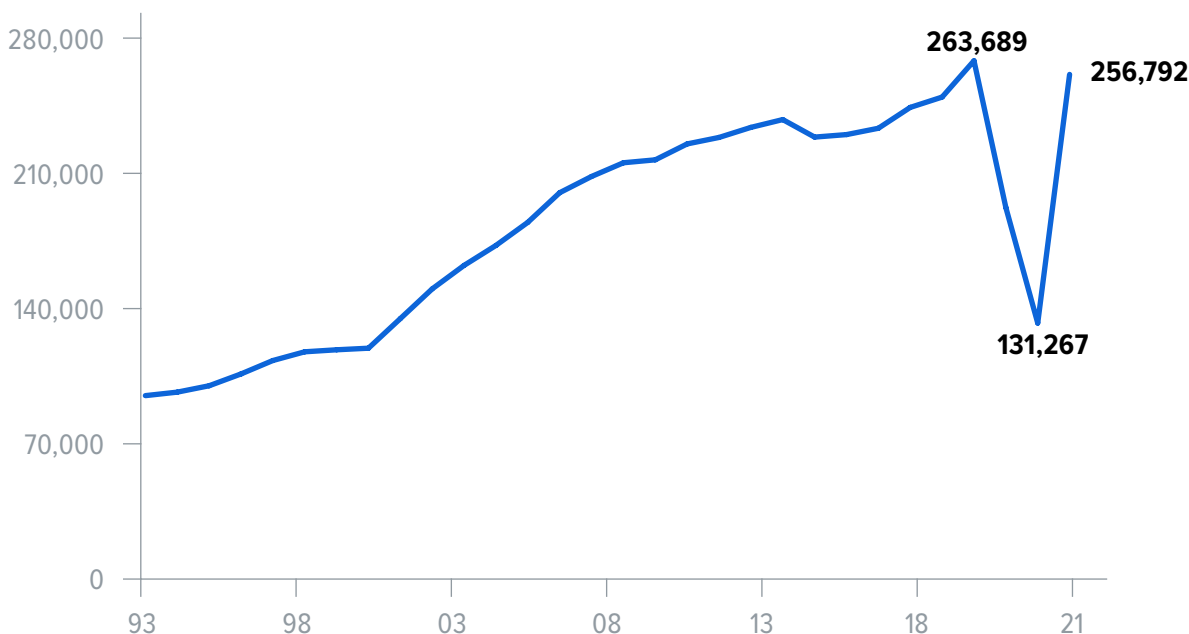
Prior to the pandemic, injury or damage cases involving a motor vehicle and debt cases had been the 2 categories of most significant growth. After an all-time high in 2021, injury or damage cases involving a motor vehicle fell by 16 percent in 2022 to the lowest level seen since 2017. Other injury or damage cases, however, increased by 10 percent in 2022. Injury or damage cases not involving a motor vehicle (malpractice, product liability, and other injury or damage) continue to follow a gradual upward trend after hitting an all-time low in 2017.



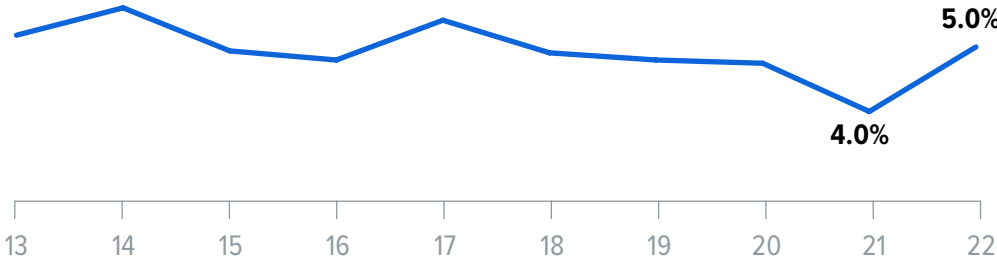
Debt cases declined by 13 percent in the district courts and by 21 percent in the county courts. Despite the decline in filings, debt cases grew as a share of total caseload in the county courts and accounted for half of civil caseload in the county courts at law. In the justice courts, debt cases dropped by 25 percent but the number of new cases filed in 2022 remained higher than in any year prior to 2019.



After reaching an all-time high in 2019, new landlord/tenant cases filed in justice courts fell by 50 percent over the next two years because of pandemic-related restrictions on evictions and the establishment of rental assistance programs. In 2022, new case filings nearly doubled, returning to pre-pandemic levels, and accounted for 46 percent of the justice courts' civil caseload.

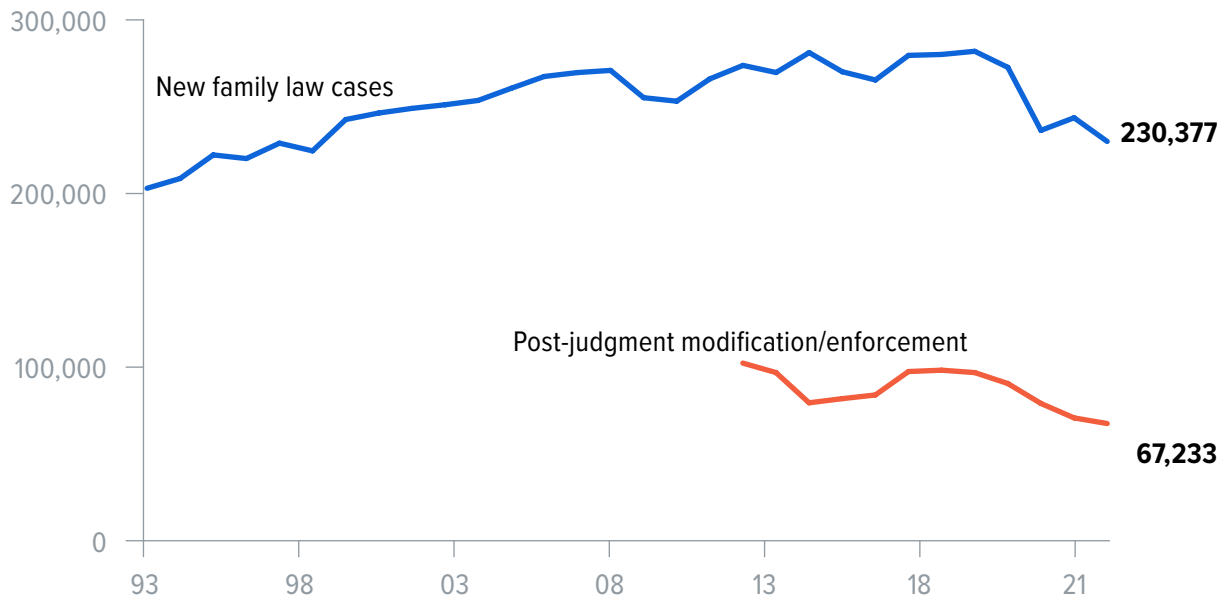


The plaintiff or petitioner was self-represented at the time of filing in 5 percent of civil cases filed in district and county courts in 2022.

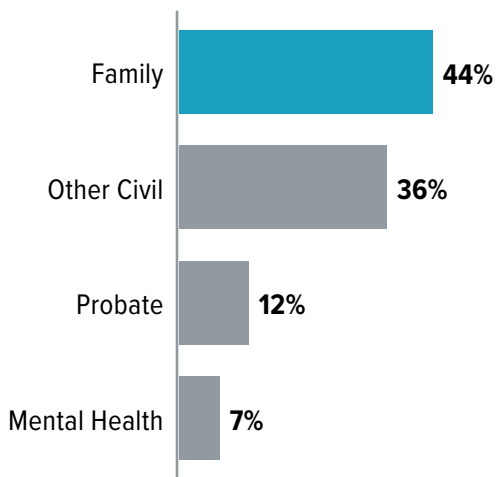


Family Cases

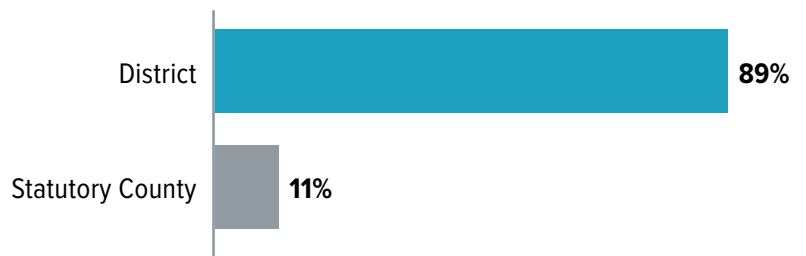
Though new family law cases saw a slight resurgence in the previous year, cases dropped by 6 percent in 2022 and represented a decrease of 19 percent from the all-time high of nearly 283,000 new cases in 2018. New cases even dropped below the pandemic level in 2020 and was the lowest filing rate seen since 1998. The number of post-judgment suits for modification or enforcement declined by 5 percent, continuing a downward trend over the past 5 years.



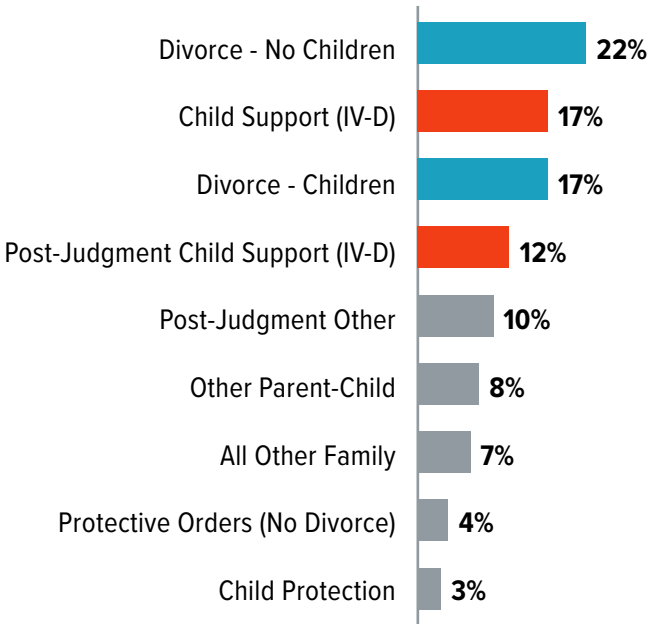
In 2022, family cases comprised 44 percent of the total civil caseload (excluding civil cases related to criminal matters)—a percentage that has held roughly steady since 2019 after declining from around 50 percent.



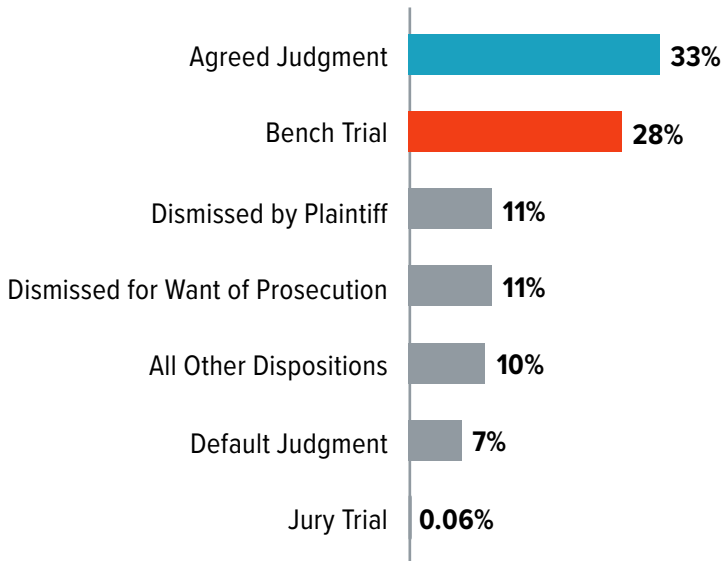
Most family cases were handled in the district courts.



Divorce cases accounted for 39 percent of the more than 297,000 new or post-judgment family cases filed. Title IV-D (child support) suits accounted for another 29 percent.

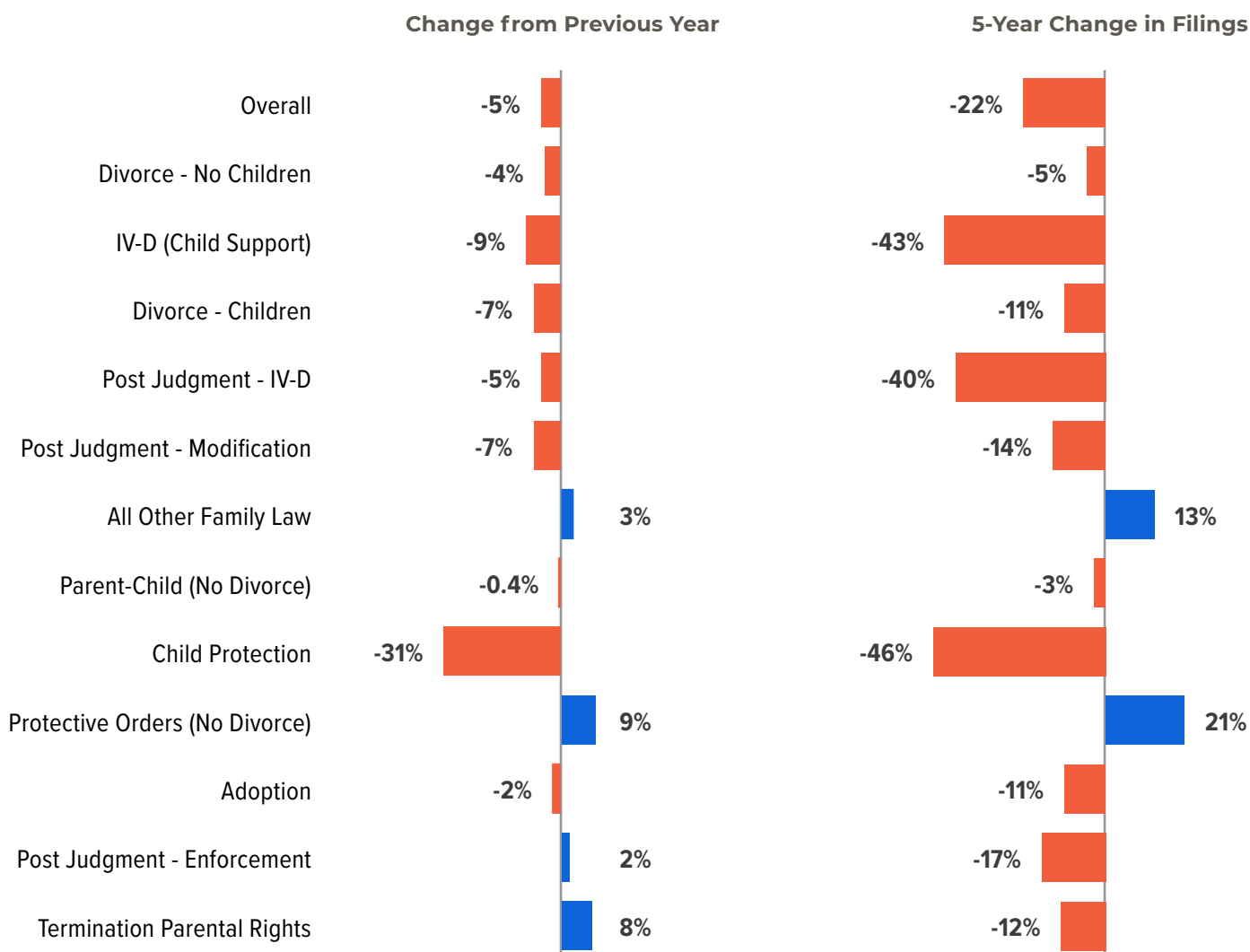


One-third of family cases were disposed of by agreed judgment in 2022. While 28 percent of cases were disposed by bench trial, fewer than 1 percent of cases were decided by jury trial.



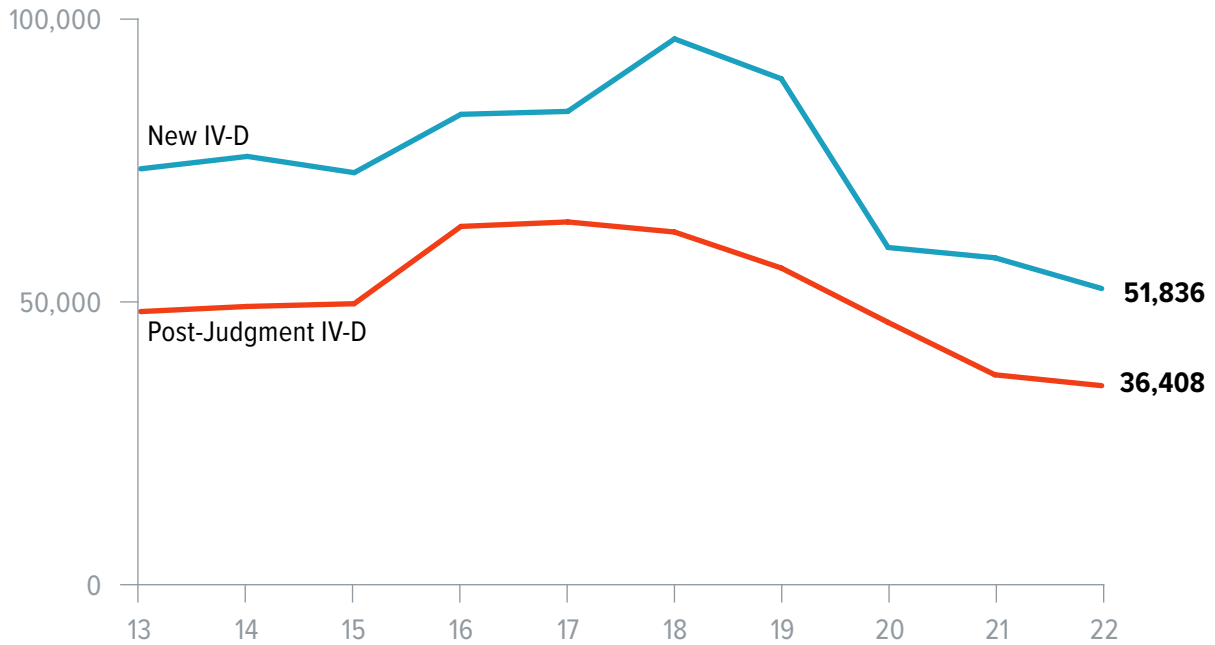
Change in New Cases Filed

Filings decreased in nearly all categories in 2022. The most significant decline occurred in child protection cases, which decreased by almost one-third since 2021. Filings of applications for a protective order not involving a divorce case and “all other” family law cases were the only categories with filings greater than the number filed 5 years ago.

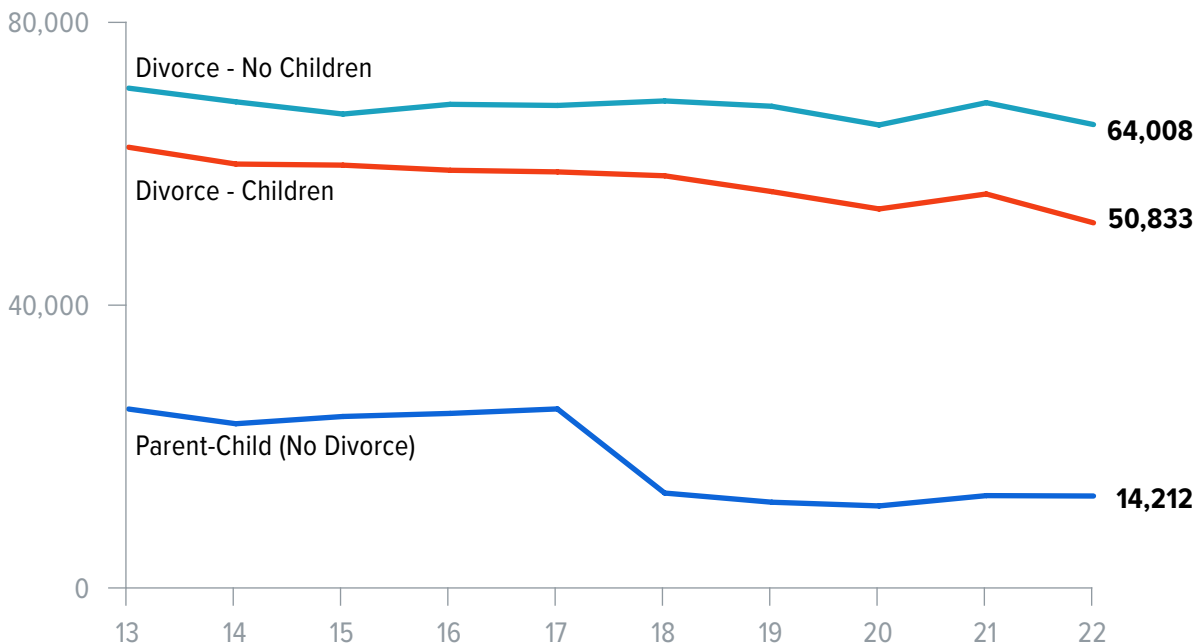


Significant Trends

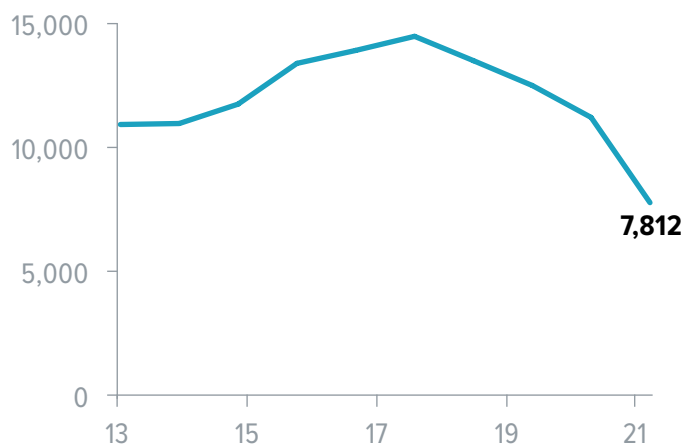
New child support (IV-D) cases decreased 9 percent, and post-judgment IV-D cases declined 5 percent in 2022. Both have decreased steadily since a peak in 2018.



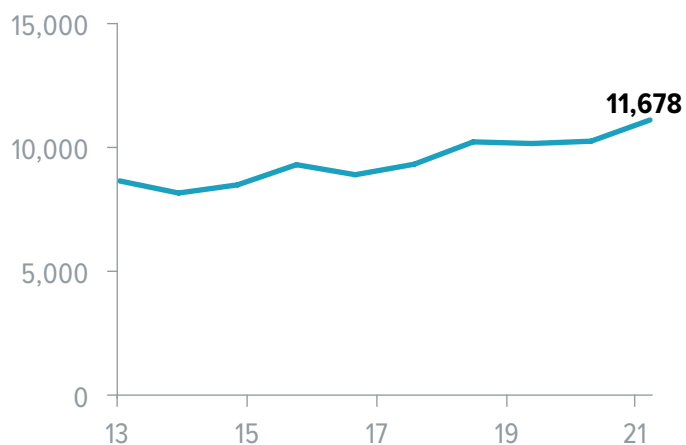
After a slight increase in 2021, new divorce cases dropped by 7 percent in cases with children and by 4 percent in cases without. Parent-child cases not involving divorce stayed level over the past 4 years.



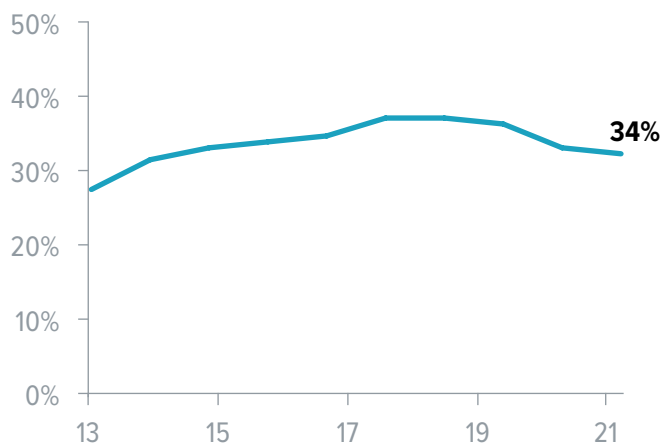
New child protection cases continued to decline significantly to nearly half of the peak level seen in 2018. The decline was likely due to the Families First Act, which allows states to use federal funds for mental health services, substance abuse treatment, and in-home parent skill-based programs aimed at preventing the need for a child to enter foster care.



Applications for a protective order not associated with a divorce case increased 9 percent in 2022.



The percentage of plaintiffs/petitioners who were self-represented at the time of filing a case declined slightly in 2022.



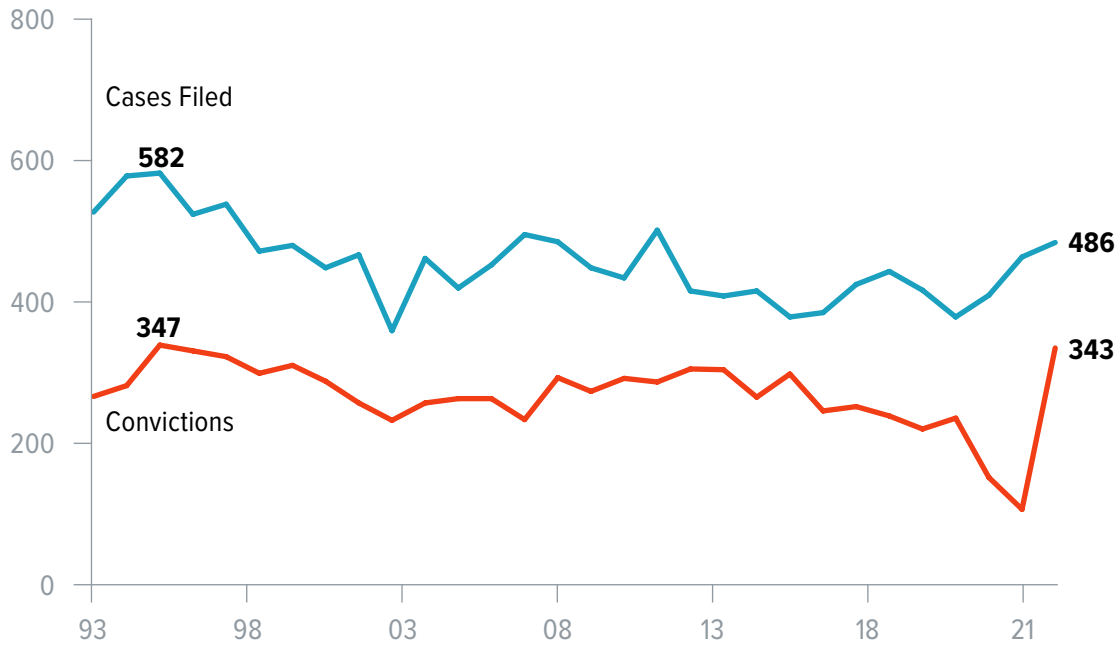
After a drop to 87 percent in 2020 during the beginning of the pandemic, the family case clearance rate rose back to 100 percent by 2022.



Criminal Cases

The number of new capital murder cases increased for a third consecutive year, rising 4 percent in 2022.

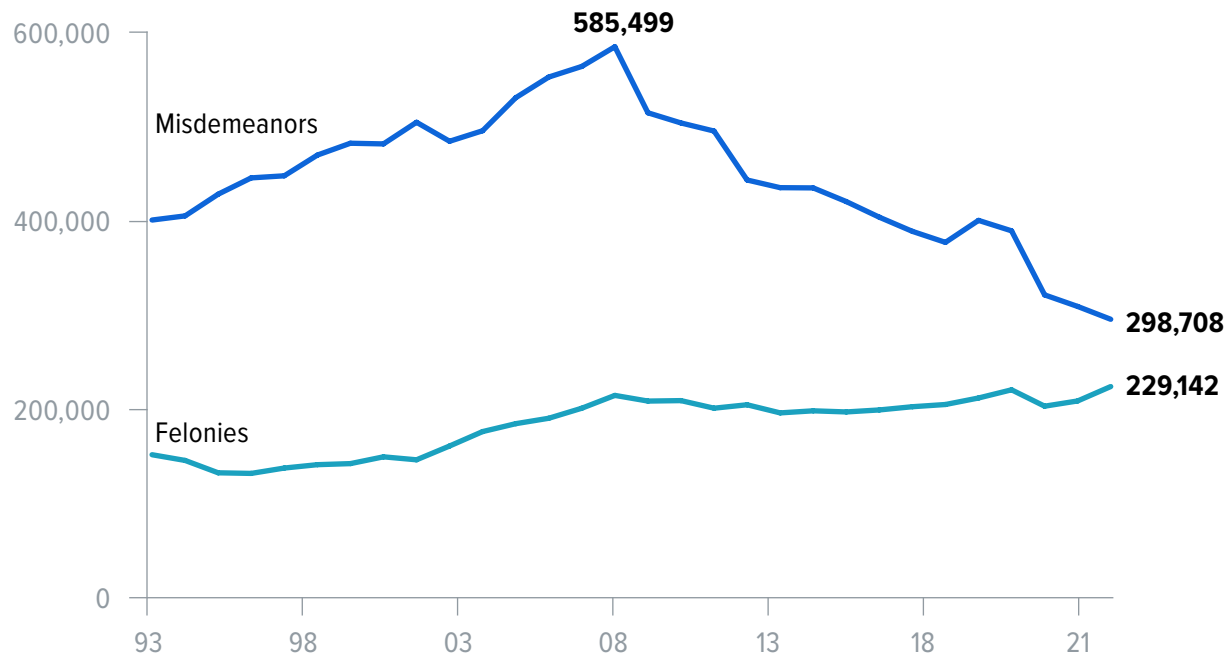
The number of capital murder convictions, which had fallen significantly during the pandemic, spiked from 120 to 343—an increase of 186 percent from 2021 and the highest number since 1995.



Death sentences were issued in 5 cases (1.5 percent) in 2022.

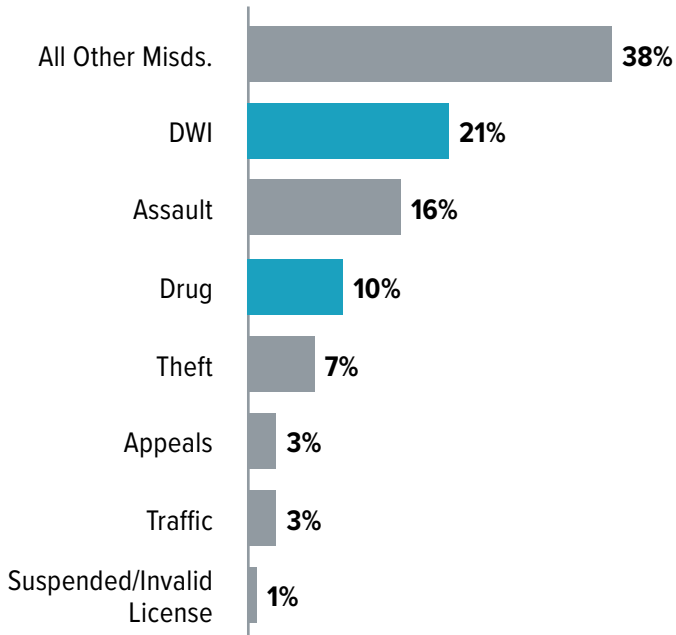


After a steep decline due to the COVID pandemic, filings declined by another 5 percent in 2022. The number of new misdemeanor cases has fallen by half since the peak in 2007 and was the lowest level recorded since 1985.

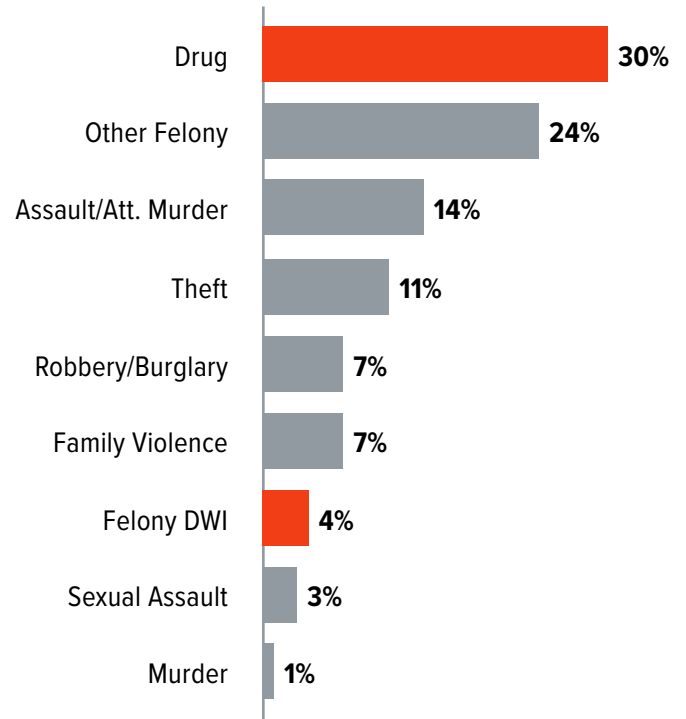


Despite a slight decline during the pandemic, the number of new felony cases filed had generally been trending upward since 2014 and reached an all-time high in 2022.

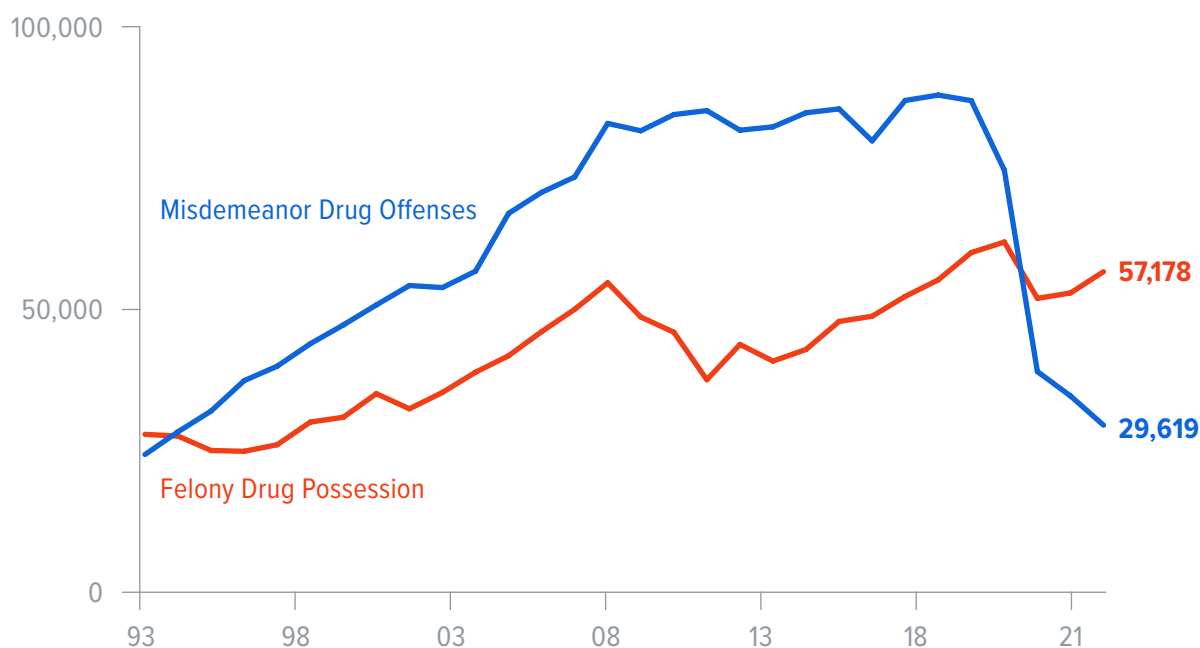
Drug and alcohol offenses accounted for nearly one-third of new misdemeanor cases filed in 2022.



Drug and alcohol offenses accounted for just over one-third of new felony cases filed in 2022.

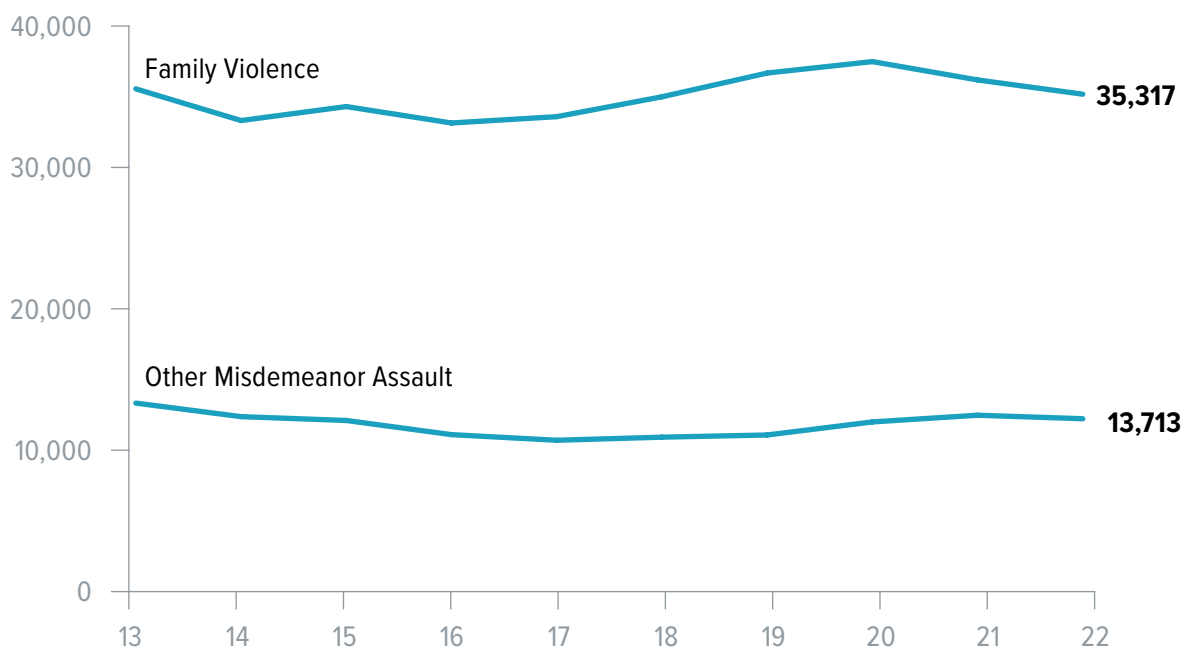


After hitting a peak in 2017, a significant decrease in the number of new misdemeanor drug cases began in 2019 largely due to a decline in the prosecution of marijuana cases beginning late in the fiscal year. Filings also declined precipitously from 2020 to 2022 due to the overall decrease in misdemeanor cases filed during the COVID pandemic.

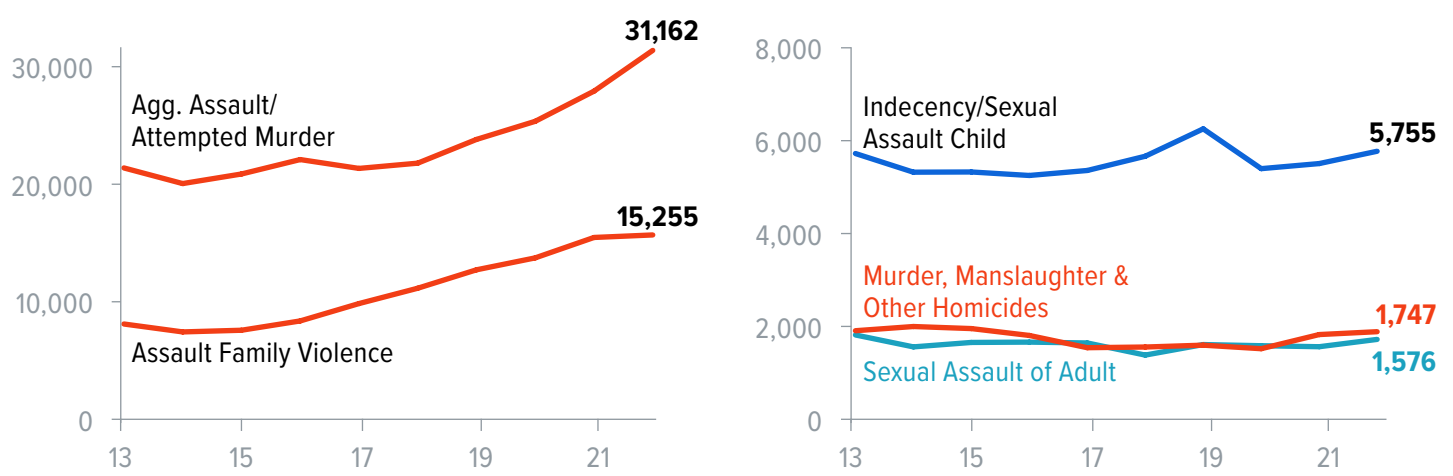


Felony drug possession cases declined slightly during the pandemic before once again trending upwards. Though still short of the 2019 peak, 2022 saw a 7 percent increase in new case filings compared to the year before.

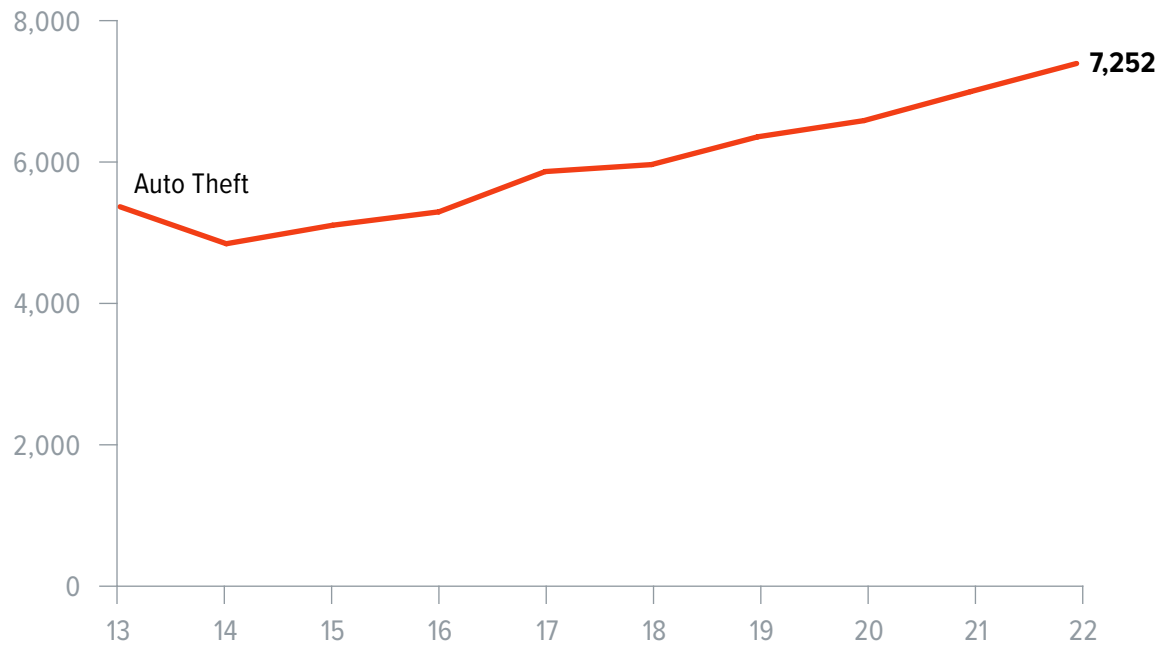
Over the last 5 years, new misdemeanor cases decreased significantly across most case types. The only case types increasing over the past 5 years were family violence assault and other misdemeanor assault cases though new cases declined in both categories in 2022.



In 2022, new felony cases increased in almost every case category. Assaultive offenses continued to increase, especially aggravated assault/attempted murder.

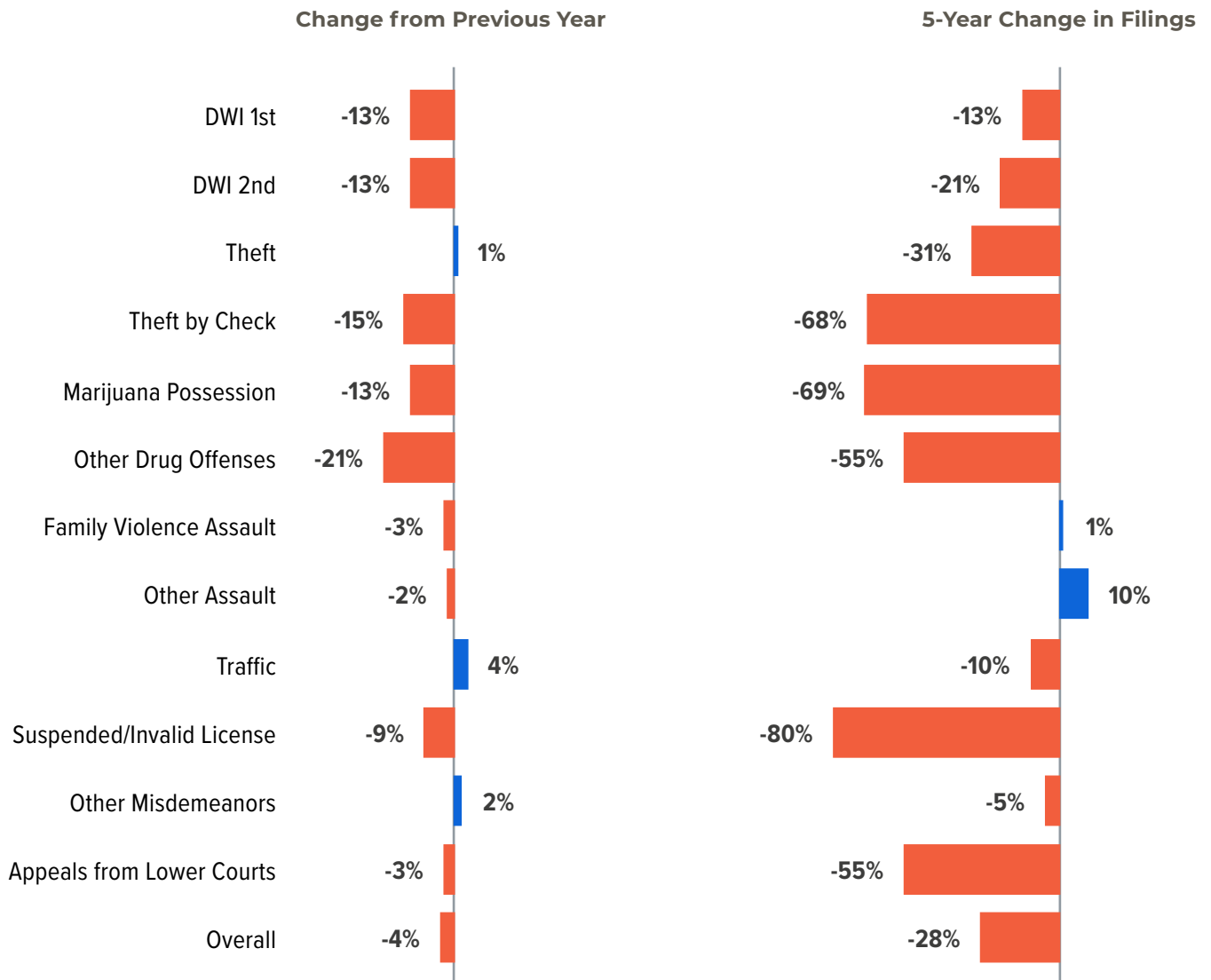


Auto theft cases continued to increase for the eighth consecutive year to the highest level seen since 1992.



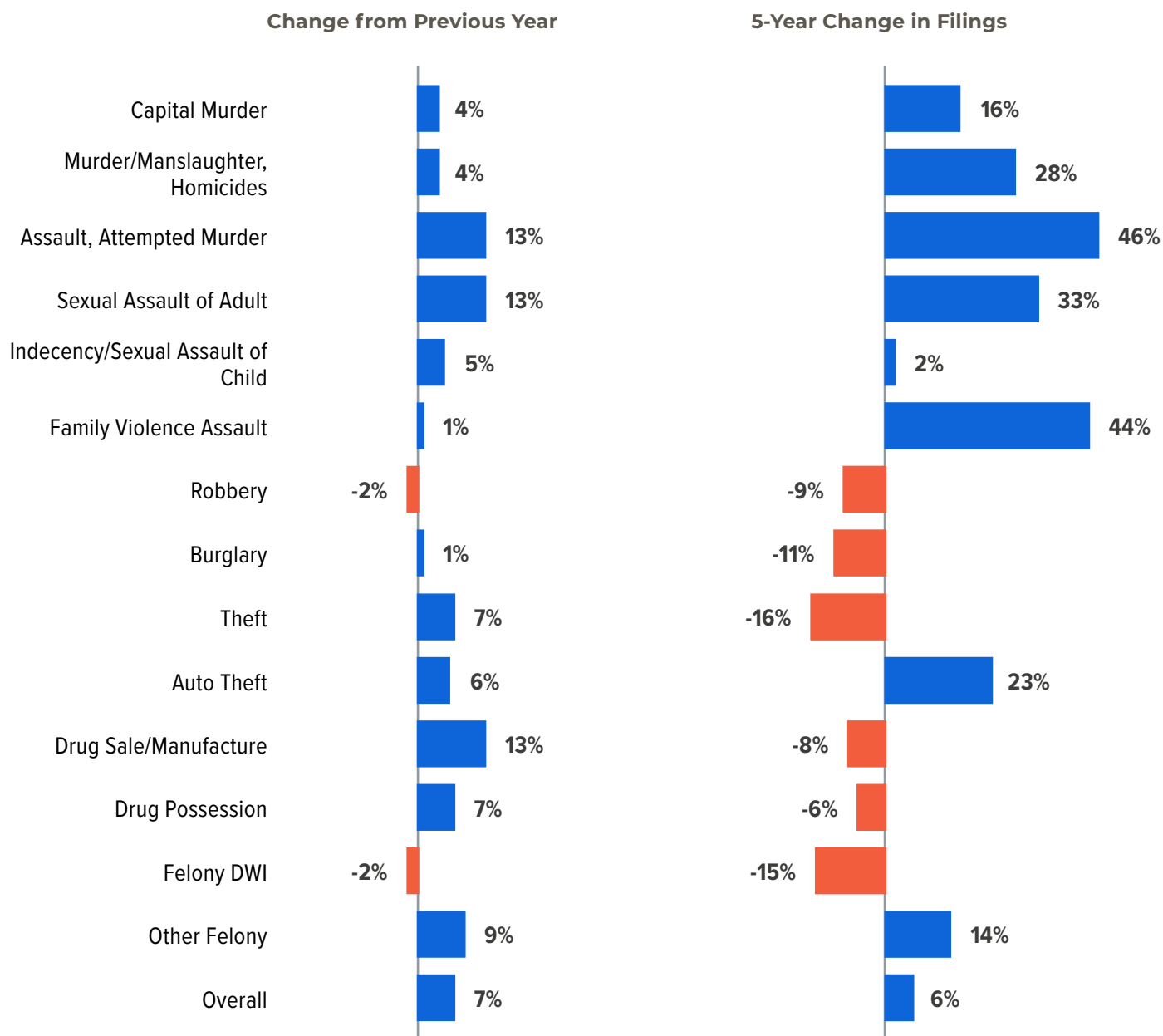
Change in New Misdemeanor Cases Filed

In 2022, the most significant declines in misdemeanor cases occurred in drug and DWI cases. Filing rates decreased significantly over the last 5 years in all categories except for misdemeanor assault.



Change in New Felony Cases Filed

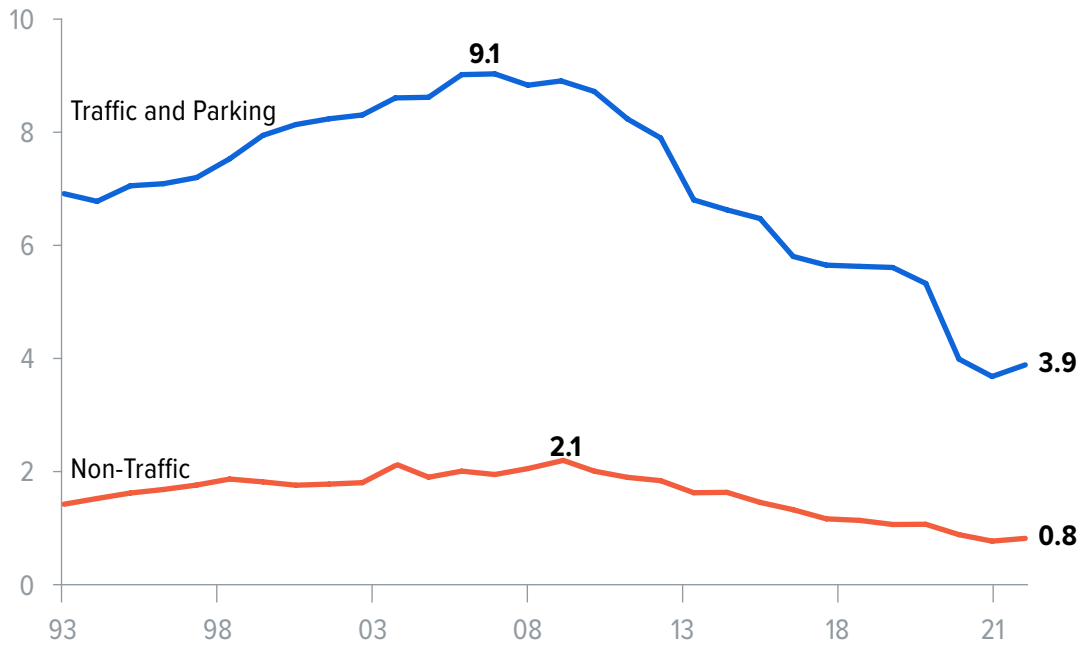
The only felony case categories that saw declines in 2022 were robbery and felony DWI. Family violence and most other felony assault cases increased at the most significant rate over the past 5 years.



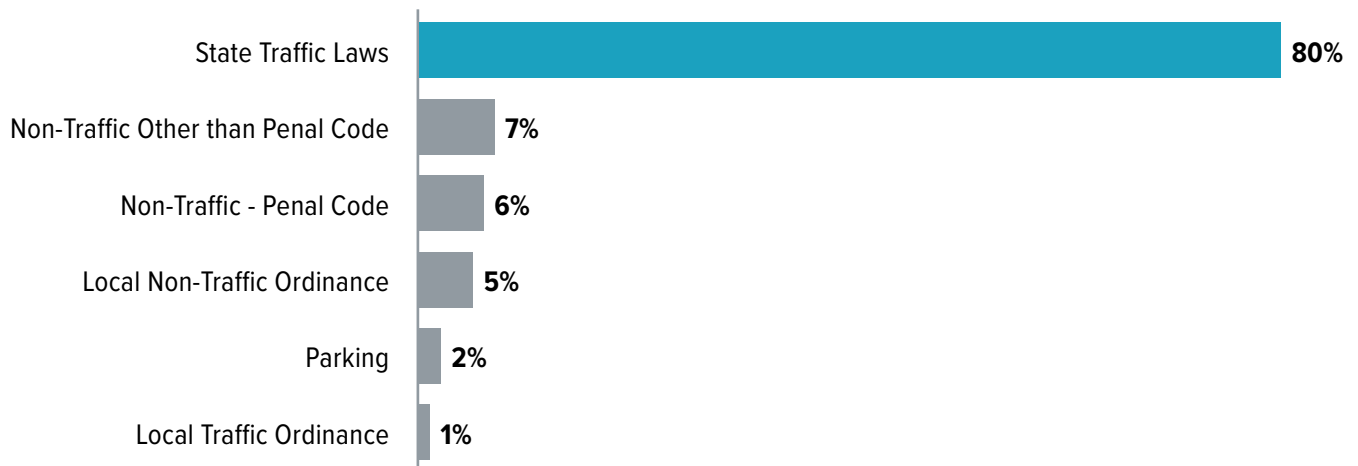
Fine Only Misdemeanors

Traffic and parking cases increased by 6 percent from the previous year. However, the 3.9 million cases filed in 2022 was 57 percent lower than the peak number of filings in 2006.

While non-traffic misdemeanor cases also increased by 6 percent, the nearly 825 thousand cases filed in 2022 was 61 percent lower than the peak number of filings reported in 2008.

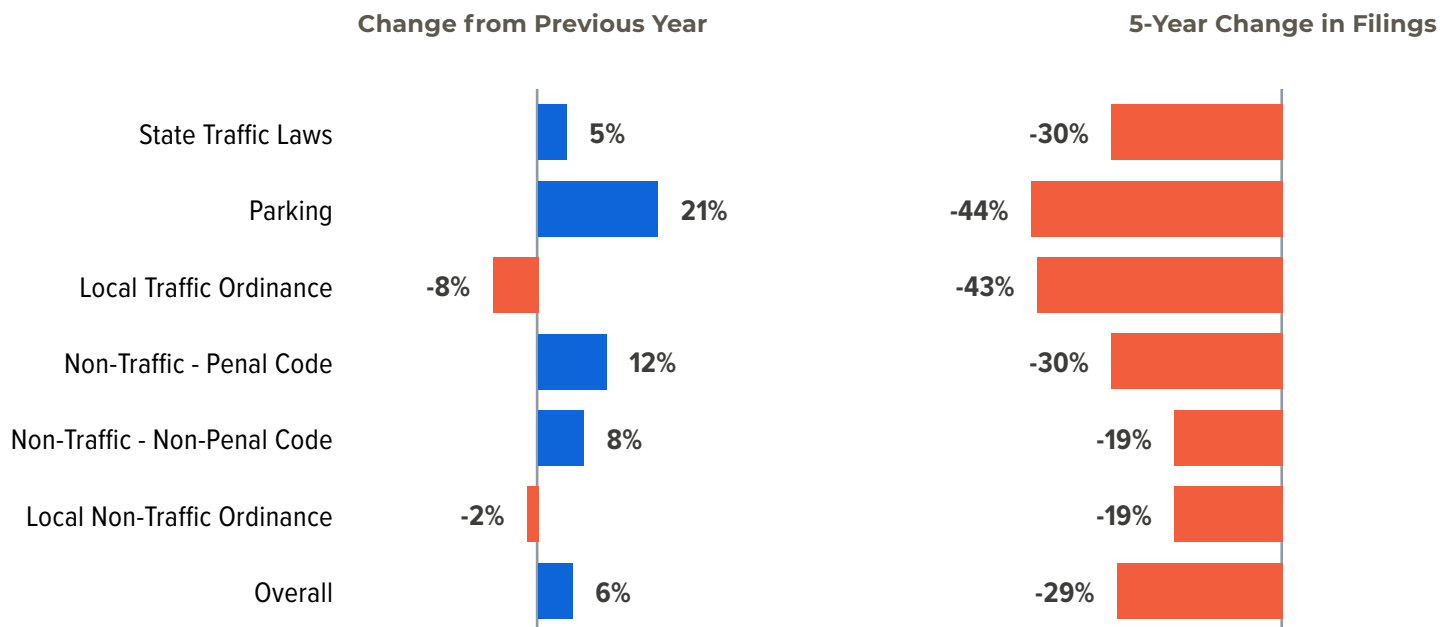


The vast majority of the more than 4.7 million new criminal cases filed in 2022 involved violations of state traffic laws.



Change in Fine Only Misdemeanor Cases Filed

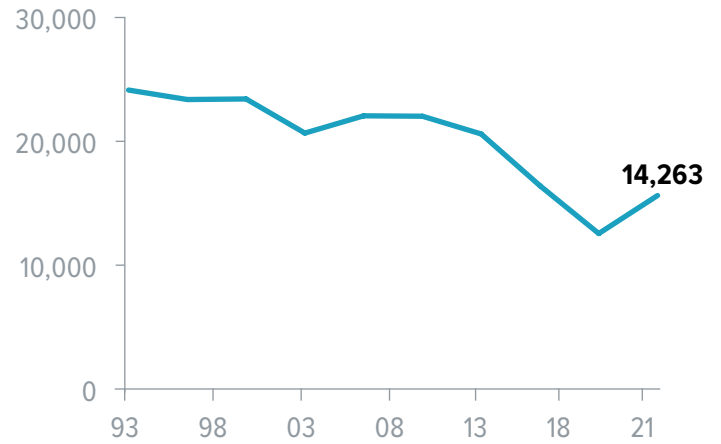
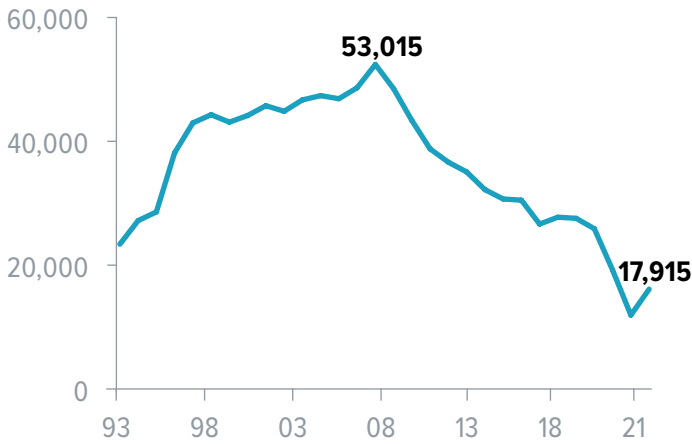
In 2022, filings increased in all case categories except for local ordinance cases. Despite increases in most case types, filings remained substantially lower compared to 5 years ago.



Juvenile Cases

Since the peak in 2007, the total number of juvenile cases filed has fallen 66 percent.

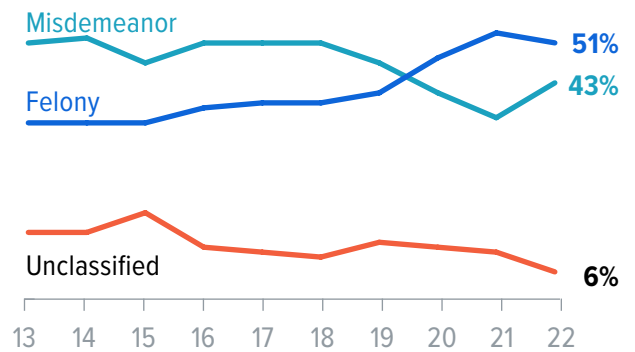
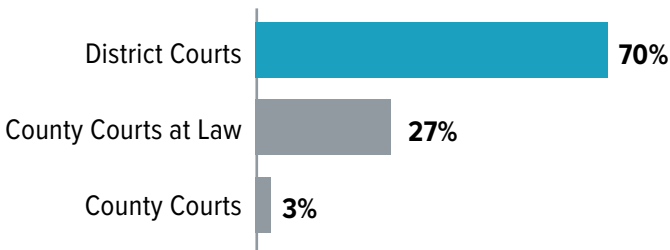
After 2 years of significant declines in filings due to the pandemic, new juvenile cases spiked in 2022, increasing for the first time since 2017.



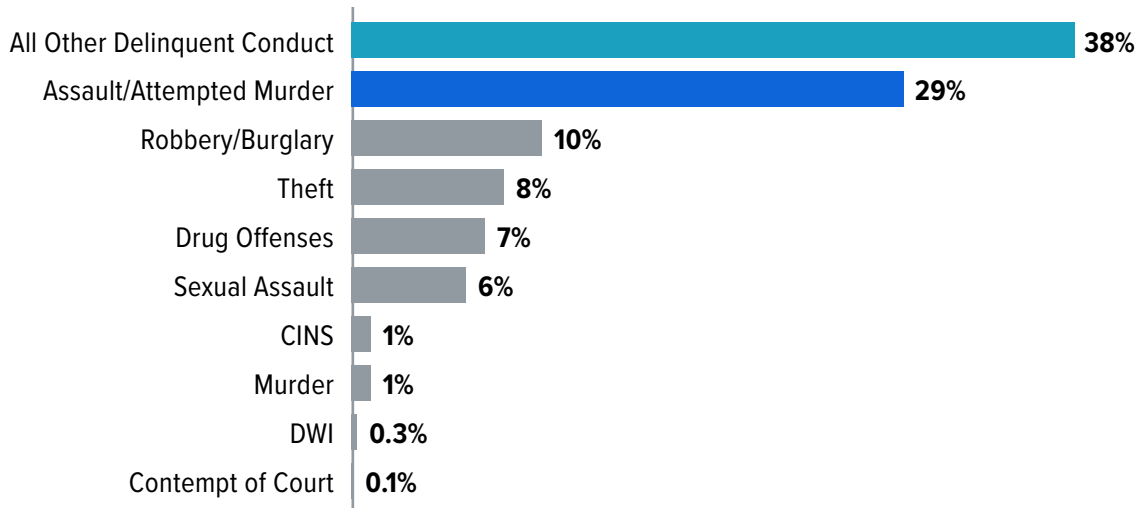
Felony and Class A & B Misdemeanors

The majority of cases were filed in district courts.

For the third consecutive year, new delinquent conduct cases involving a felony offense exceeded those involving a misdemeanor though the percentage of felonies declined in 2022.

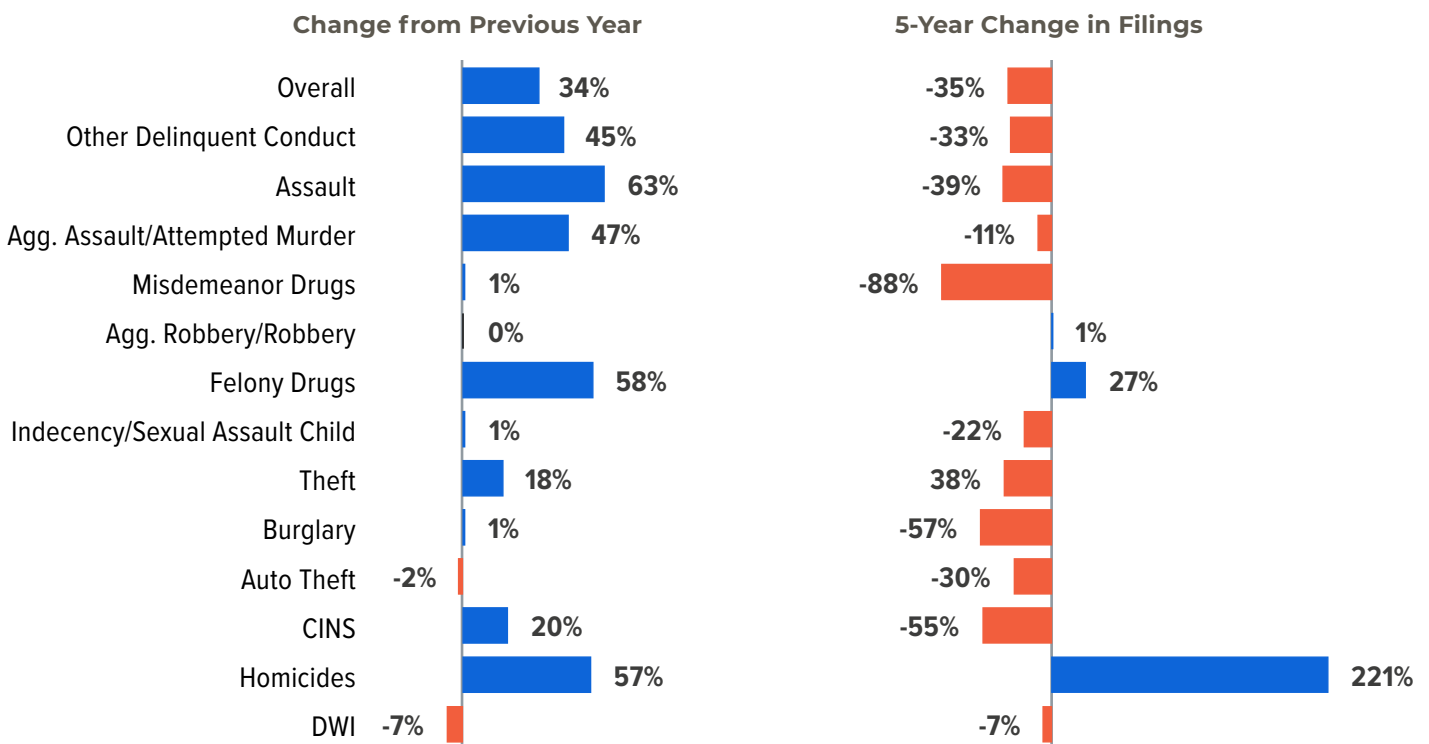


Cases in the “All Other Delinquent Conduct” category accounted for almost 40 percent of the more than 14,200 new juvenile cases filed in 2022. Cases in this category include any offense that does not fit into one of the other categories. Assault/attempted murder comprised the next largest category of cases.



Change in New Cases Filed

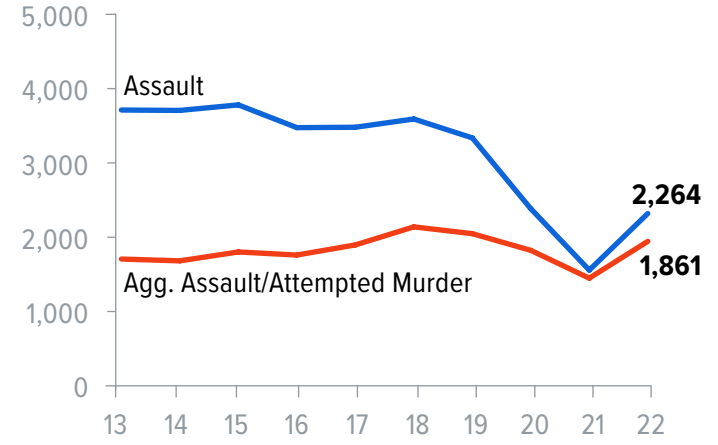
Filings increased in all categories except DWI and auto theft. The largest percentage increases occurred in many of the most serious assaultive case categories as well as felony drug cases.



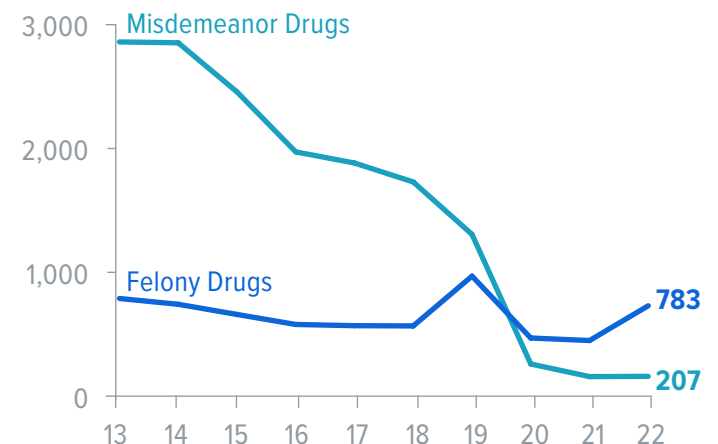
Capital murder and murder/manslaughter cases increased for the fifth consecutive year. Other homicides had also been increasing but declined in 2022.



After declines since 2018, assault cases increased by 63 percent, and aggravated assault/attempted murder cases increased by 47 percent, in 2022.

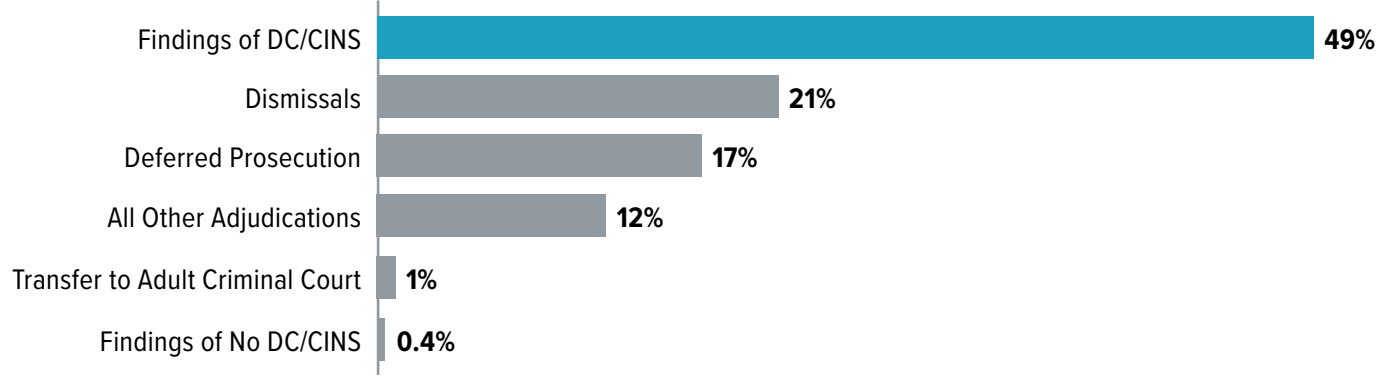


Felony drug offenses increased by 58 percent in 2022 while misdemeanor drug offense cases held steady.



Adjudication and Disposition

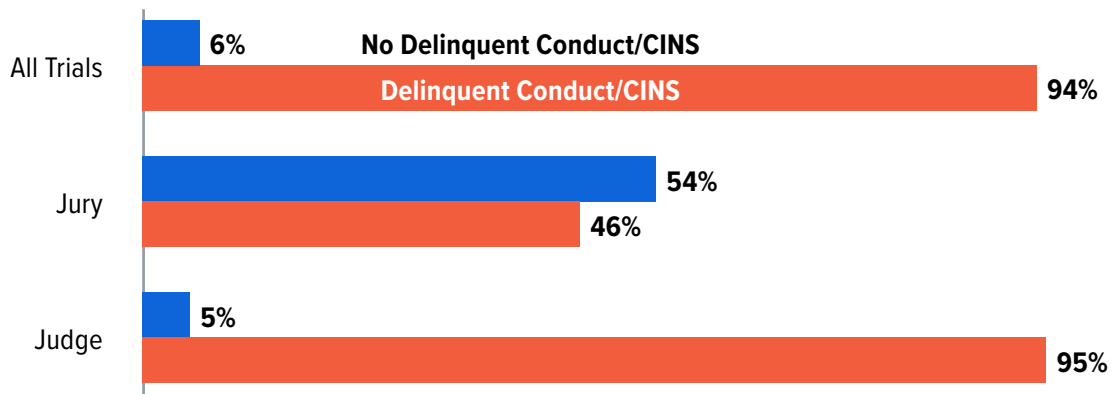
Almost half of juvenile case adjudications resulted in findings of delinquent conduct/conduct indicating a need for supervision.



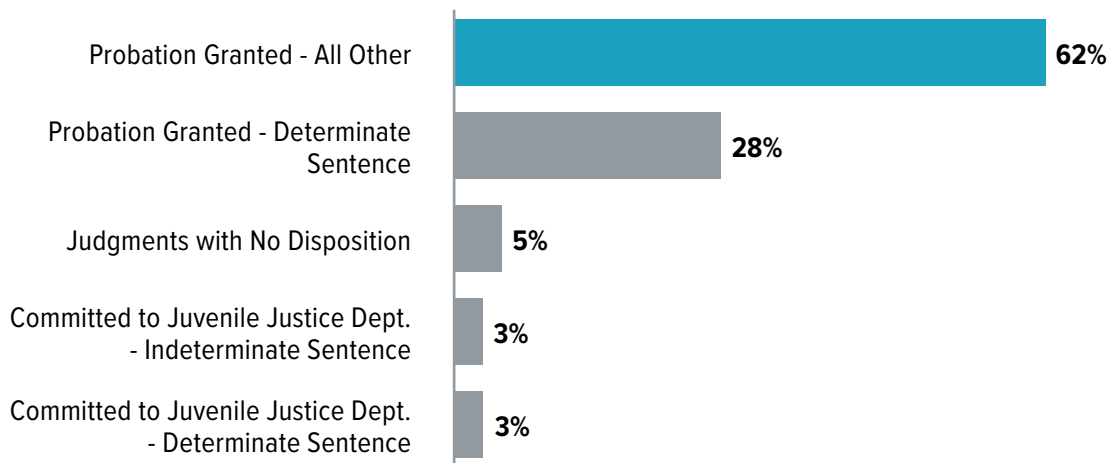
Most findings of delinquent conduct/conduct indicating a need for supervision resulted from a plea of true.



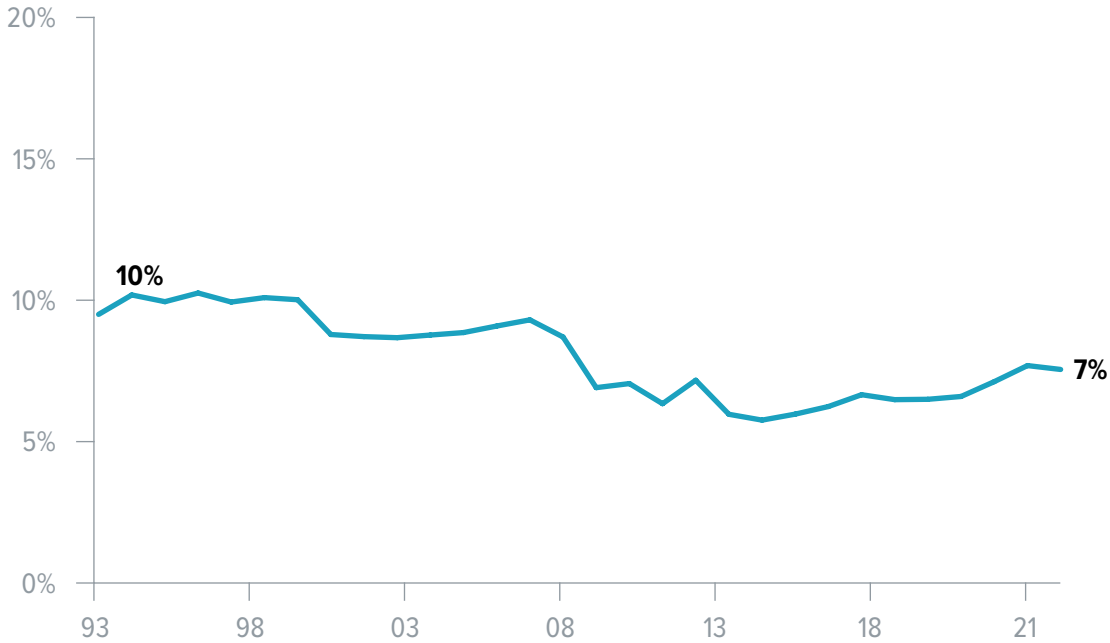
Most trials by judge resulted in findings of delinquent conduct/CINS while a majority of jury trials resulted in findings of no delinquent conduct/CINS.



In cases with a finding of delinquent conduct/conduct indicating a need for supervision, most juveniles were placed on probation.



The percentage of cases adjudicated in which the juvenile was committed to the Juvenile Justice Department remained relatively steady from the previous year, declining by only 0.2 percent.

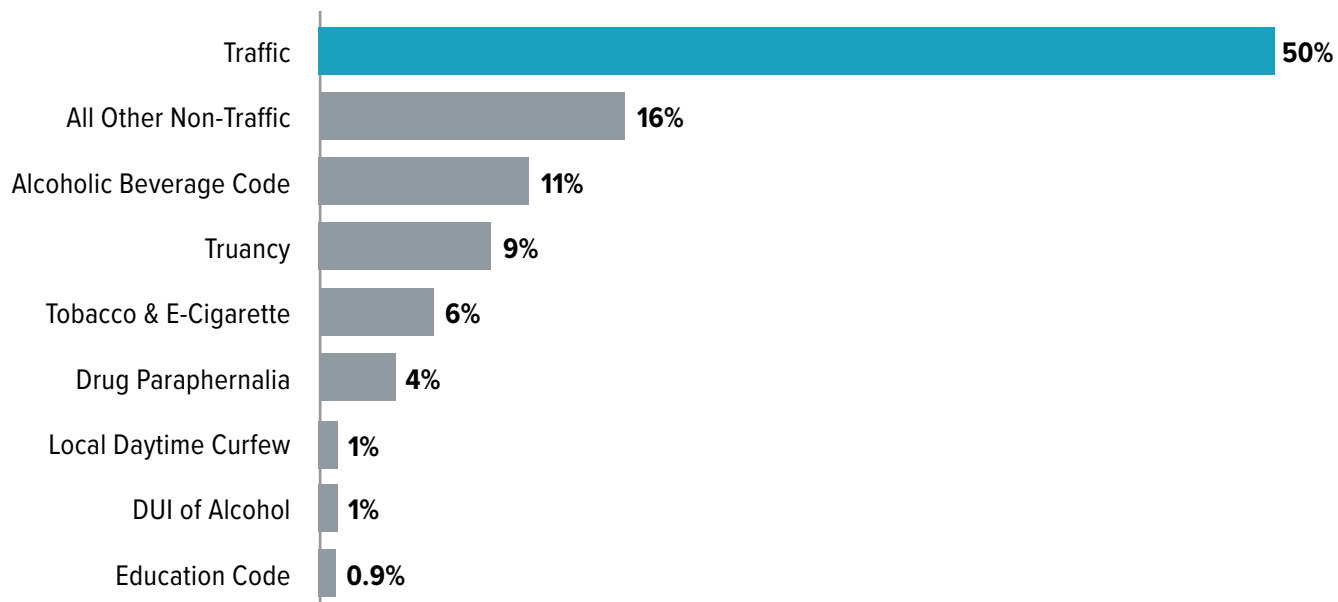


Fine-Only Misdemeanors and Truancy

Fine-only misdemeanor cases involving juveniles or minors and truancy cases that were filed in justice and municipal courts rose 12 percent in 2022, increasing for the first time since 2017.

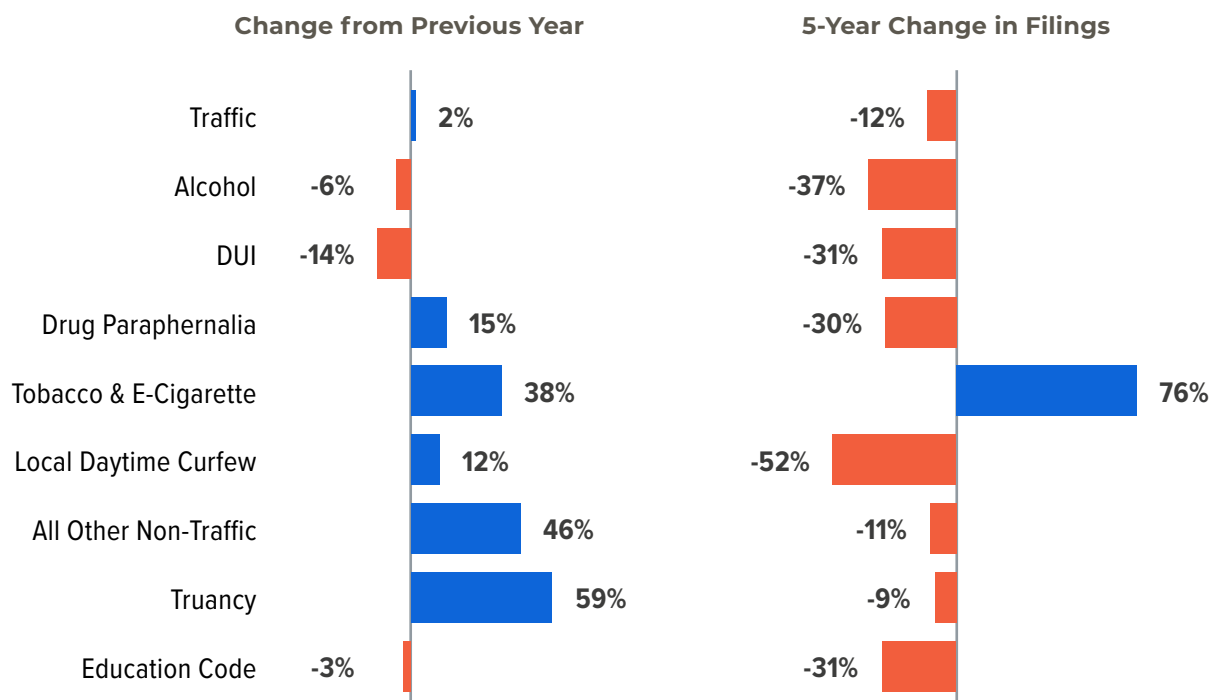


Traffic cases accounted for half of all cases filed in 2022.

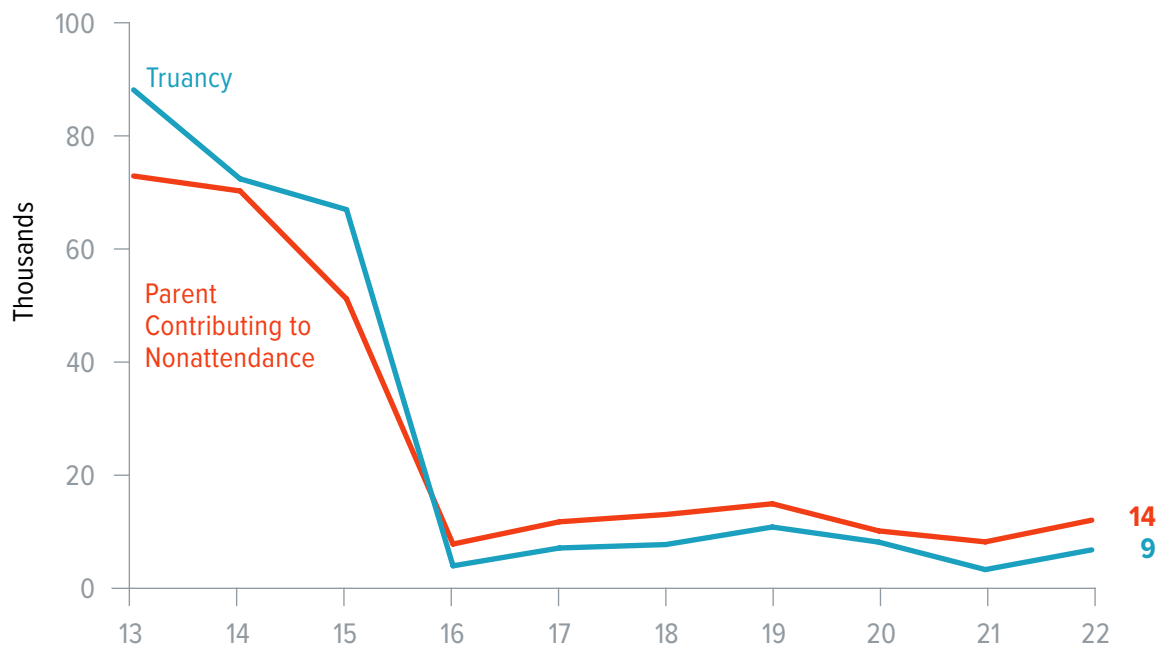


Change in New Cases Filed

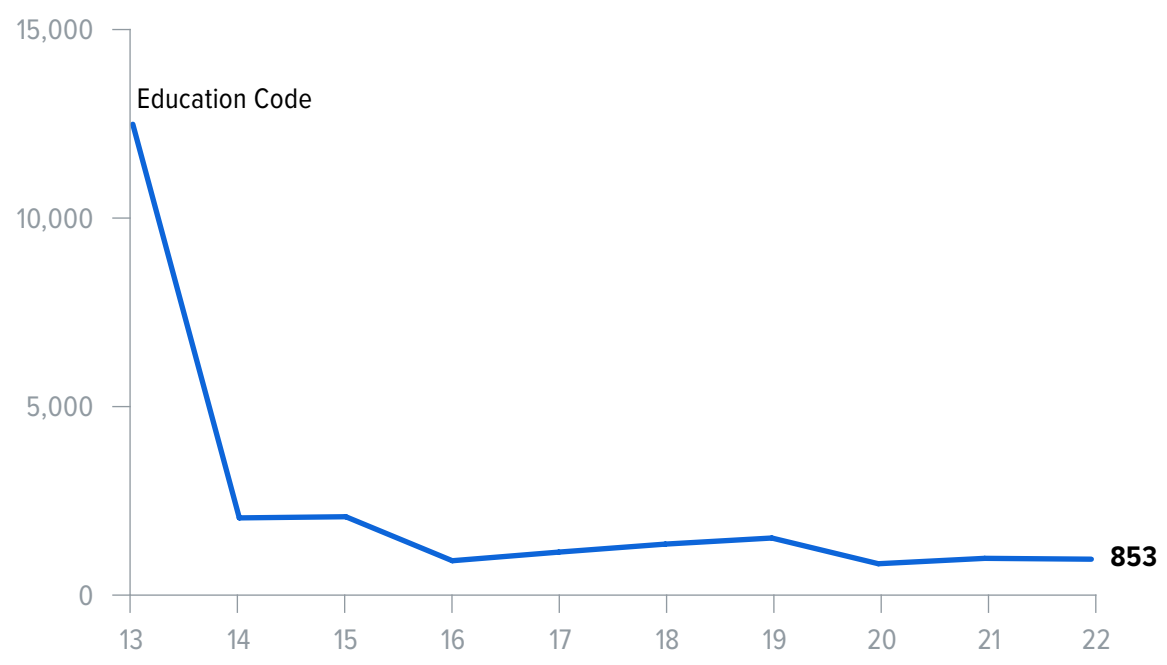
In 2022, filings increased in all case categories except for alcohol, DUI, and Education Code cases. The most significant increase occurred in truancy cases while the largest decline was in DUI filings. Over the past 5 years, filings declined in every category except for tobacco/e-cigarette cases.



Changes to school ticketing laws (in 2014) and truancy laws (in 2016) led to significant declines in the related case categories. After declining during the pandemic, truancy cases increased by 59 percent in 2022, and parent contributing to nonattendance cases increased by 35 percent.

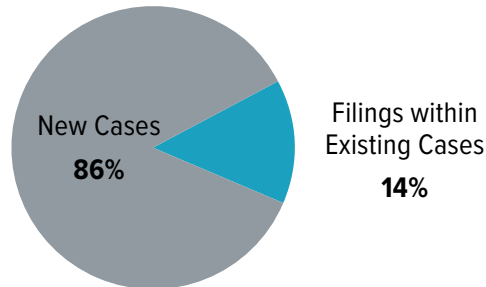


Education Code cases remained relatively steady over the past 3 years.

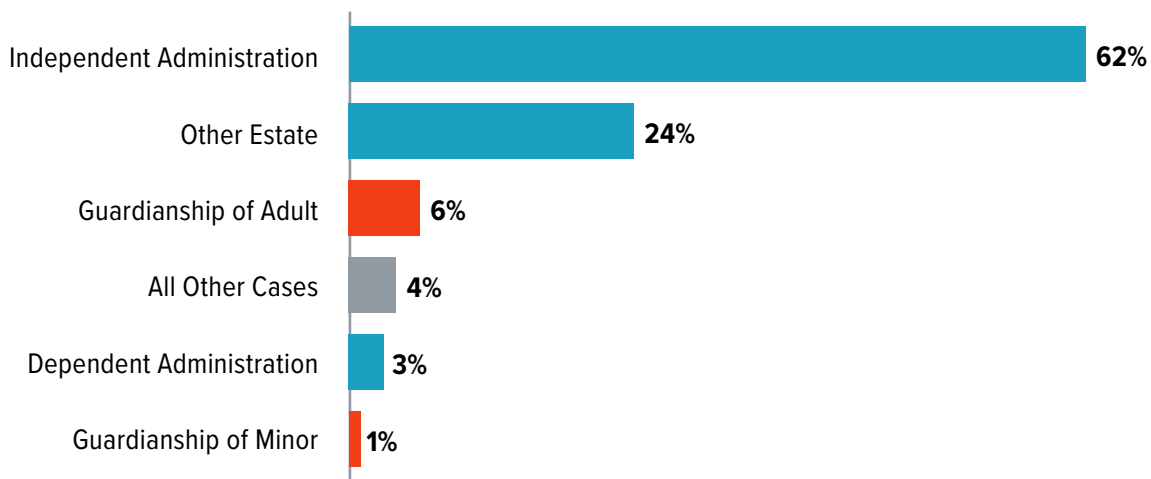


Probate and Guardianship Cases

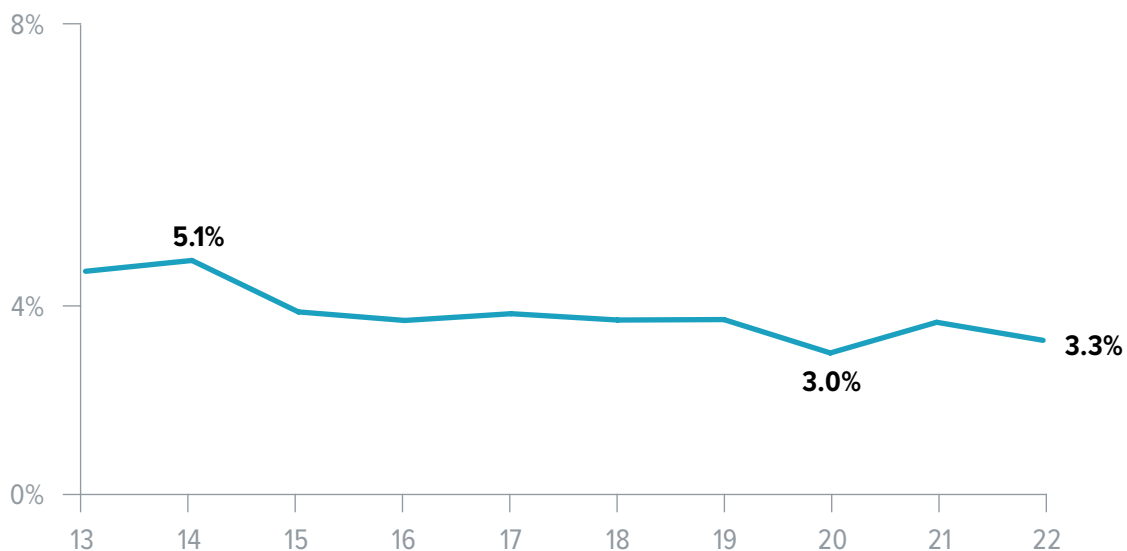
Fourteen percent of the probate and guardianship caseload in 2022 involved matters filed within already existing cases, including applications related to a guardianship or estate and post-judgment matters to compel compliance with statutory requirements.



Eighty-nine percent of new cases filed involved estate cases—proceedings involving the handling or transfer of property by reason of the death of an individual—including independent and dependent administrations and other estate cases. Guardianships (adult and minor) accounted for 7 percent of new cases filed.

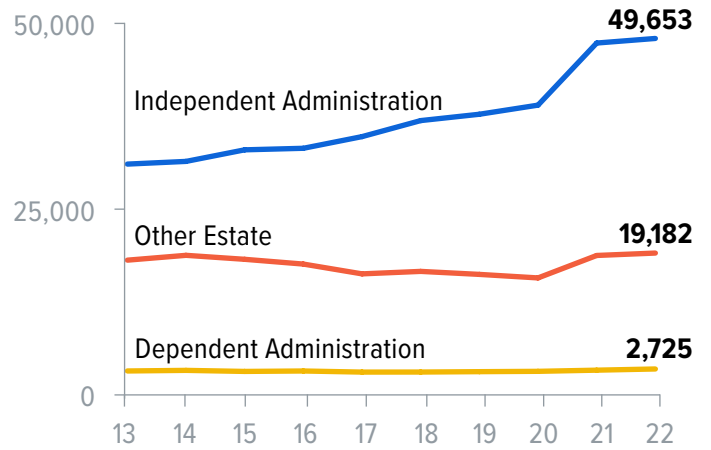
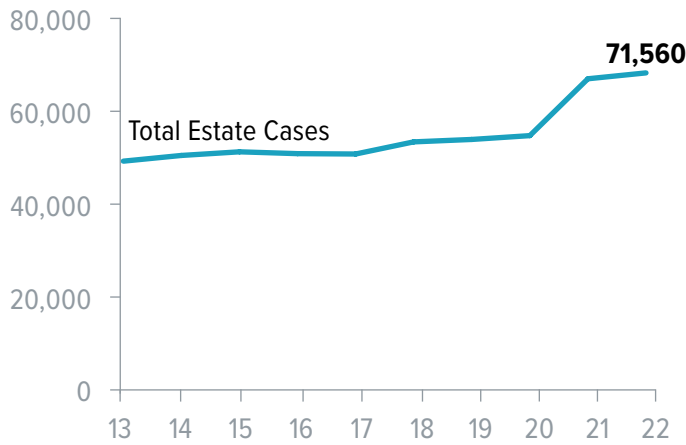


Plaintiffs or petitioners were self-represented in slightly more than 3 percent of cases at the time a case was filed in 2022.

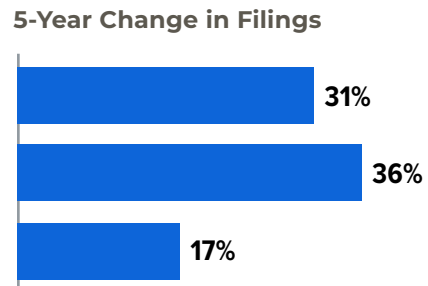
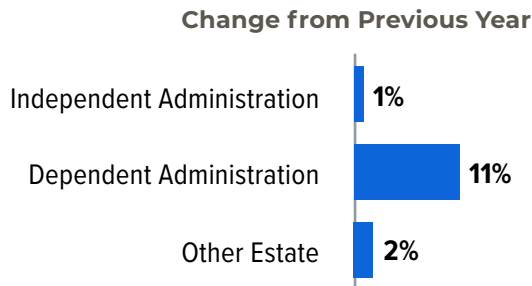


Estate Cases

Overall, the number of new estate cases increased 2 percent since 2021, with a 27 percent increase over the prior 5 years. Independent administration cases have grown continuously over the 10-year period and currently make up 69 percent of the estate caseload, compared to 61 percent in 2013.

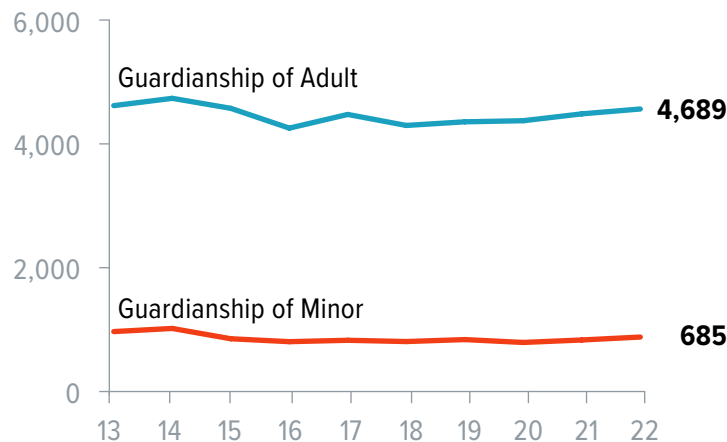


Change in Estate Cases Filed

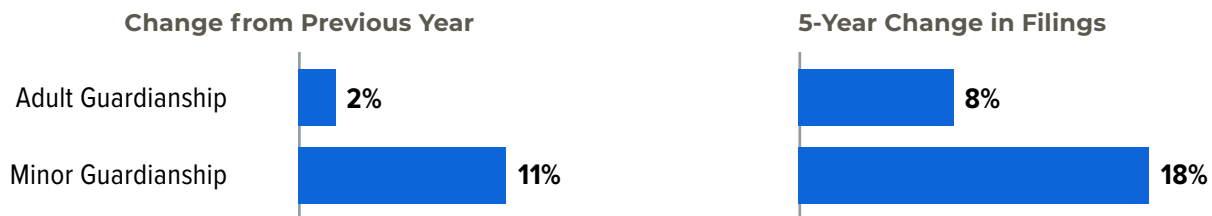


Guardianship Cases

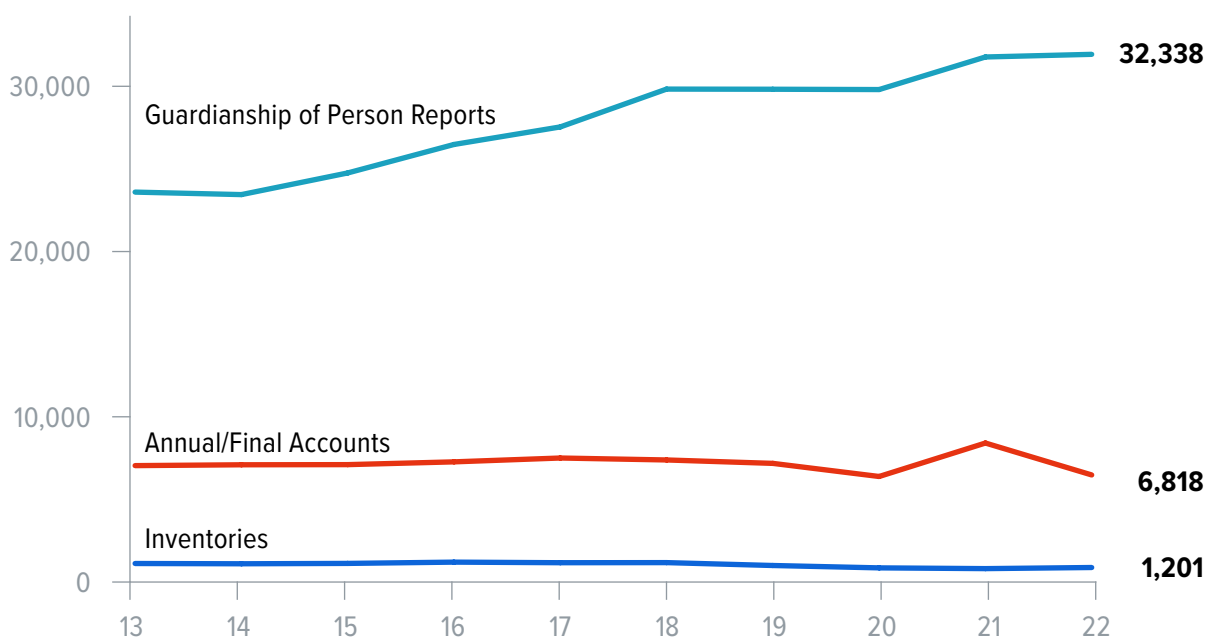
The number of new guardianship cases increased 3 percent from the previous year. Most of those cases were filed to establish a guardianship for an adult.



Change in Guardianship Cases Filed

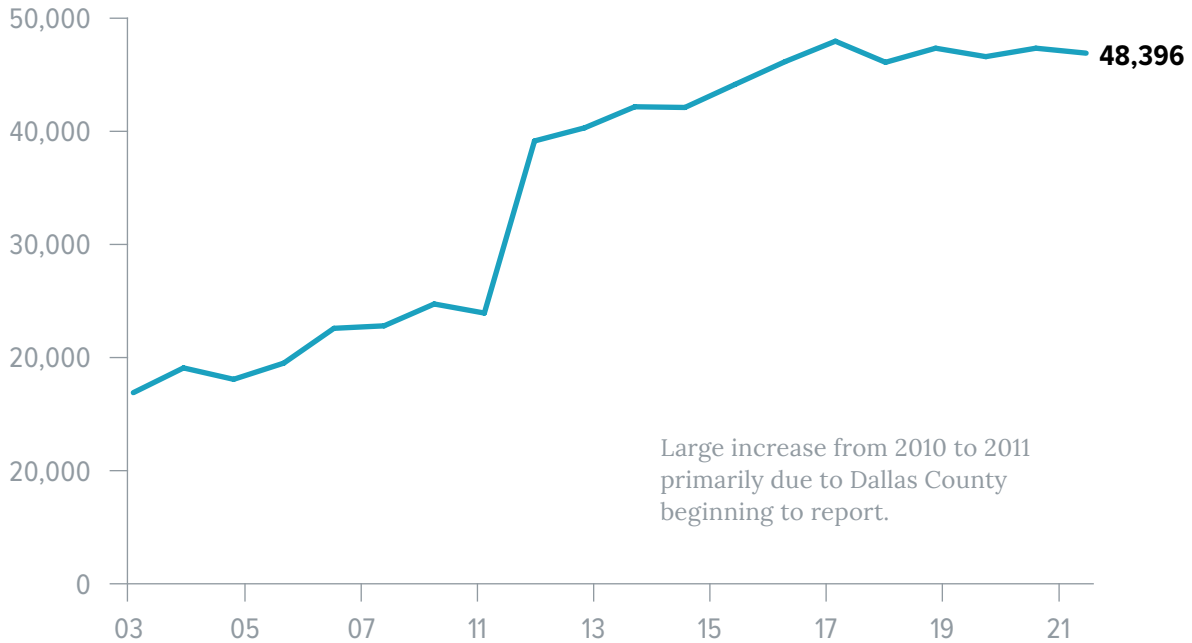


The reported number of guardianship of person reports continued to trend upward—increasing 7 percent over the past 5 years and 35 percent over the past 10 years.



Applications for Mental Health Services

In contrast to the 1 percent increase during the previous year in the number of applications filed for involuntary mental health commitment, there was a 1 percent decline in 2022.

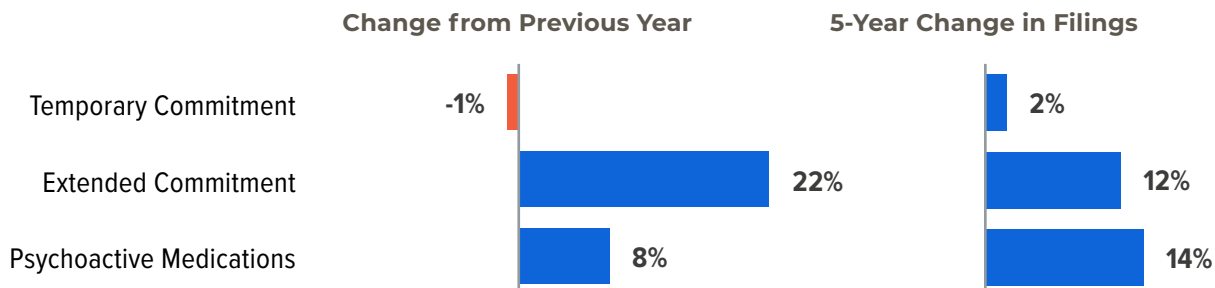


Inpatient commitment was ordered in more than half of cases that reached a final hearing.



Change in Mental Health Cases Filed

Applications for temporary mental health commitments, which account for more than 99 percent of applications filed, decreased slightly in 2022. The number of extended commitments and the number of applications for administration of psychoactive medications increased.

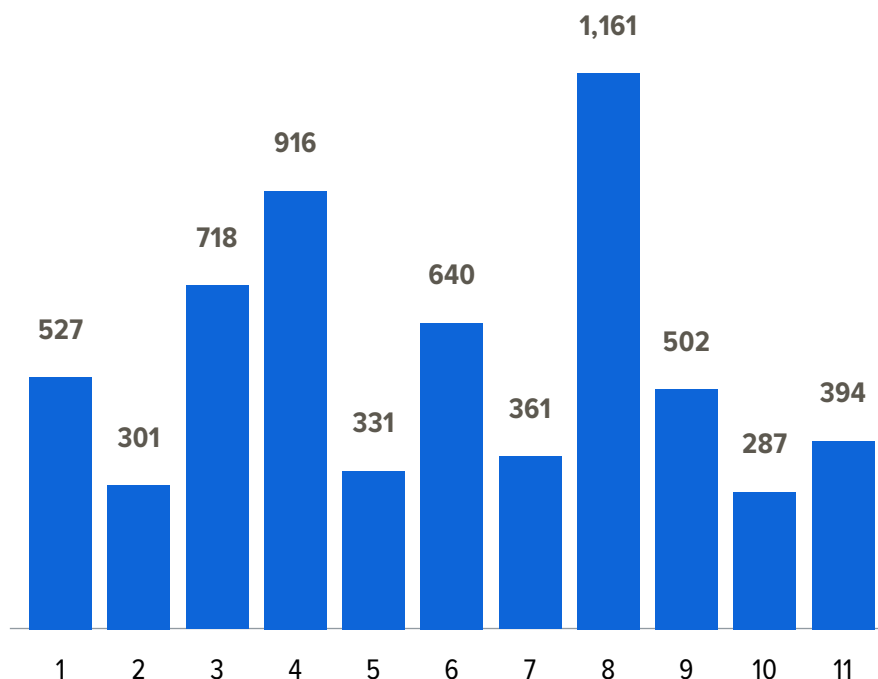


Administrative Judicial Regions

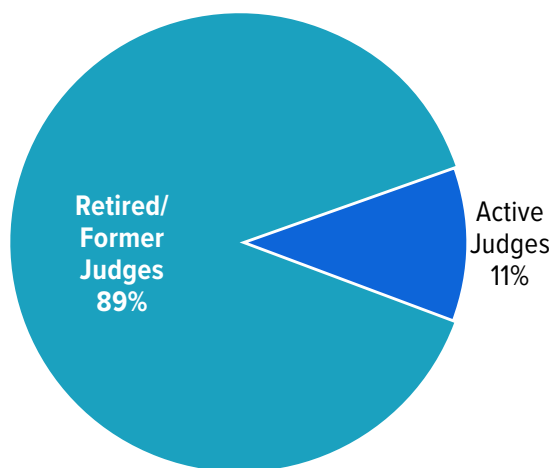
Assignment of Judges

The presiding judge of an administrative judicial region may assign a judge to handle a case or docket of an active judge in the region who is unable to preside (due to recusal, illness, vacation, etc.) or who needs assistance with a heavy docket or backlog. These “assigned judges” may be active judges of other courts in the region or may be individuals residing in the region who used to serve as active judges.¹

During fiscal year 2022, the presiding judges made a total of **6,138** assignments within their respective regions, an increase of 24 percent from the previous year.

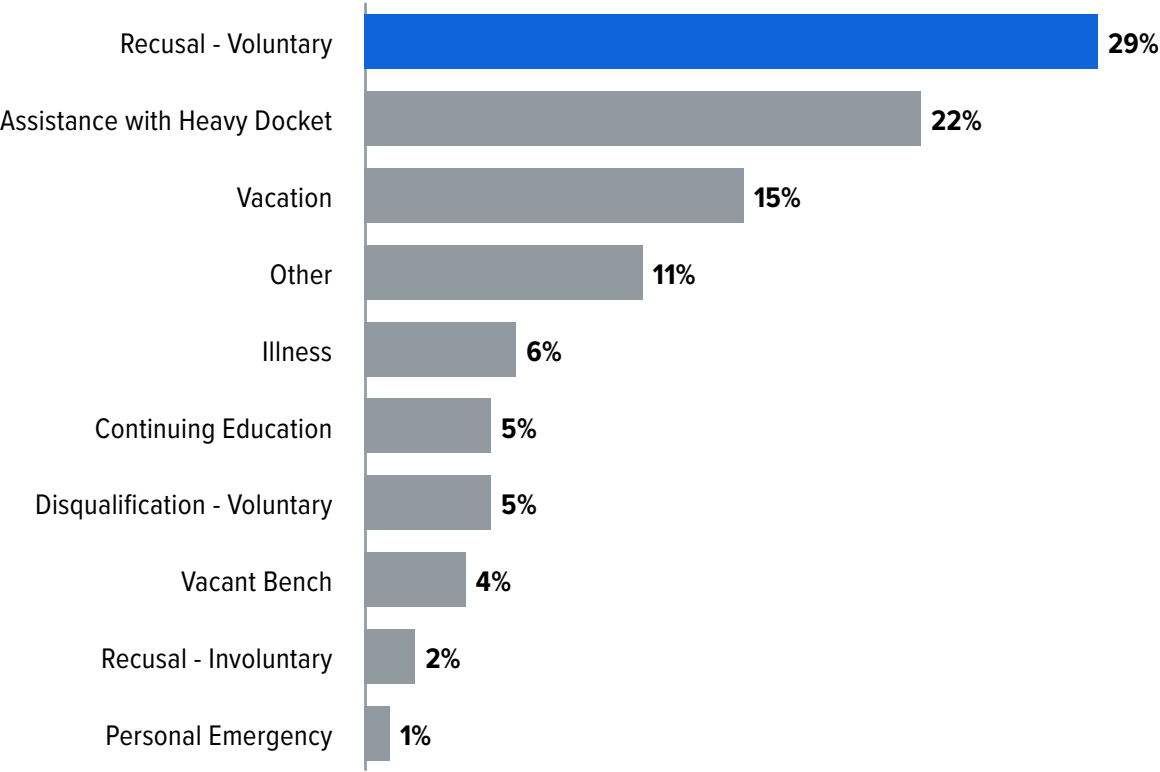


Retired or former judges served in most of those assignments.

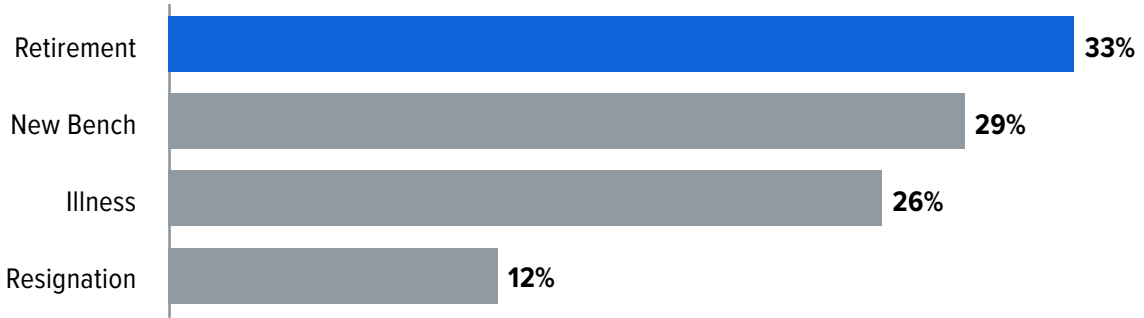


¹ Sections 74.054, 74.056, and 74.057 of the Government Code discuss the assignment of judges by the presiding judges and the chief justice of the Supreme Court.

Voluntary recusal by a judge was the most common reason for assignment of a visiting judge and averaged 31 percent of total assignments over the last 3 years. Assignments to assist with a heavy docket declined 4 percentage points from the previous year (26 percent).



1,139 days were served by assigned judges to fill a vacant bench, an increase of 126 percent from the previous year. One-third of the total days served were the result of a judge retiring before the end of his or her term, the highest percentage in the last 4 years.



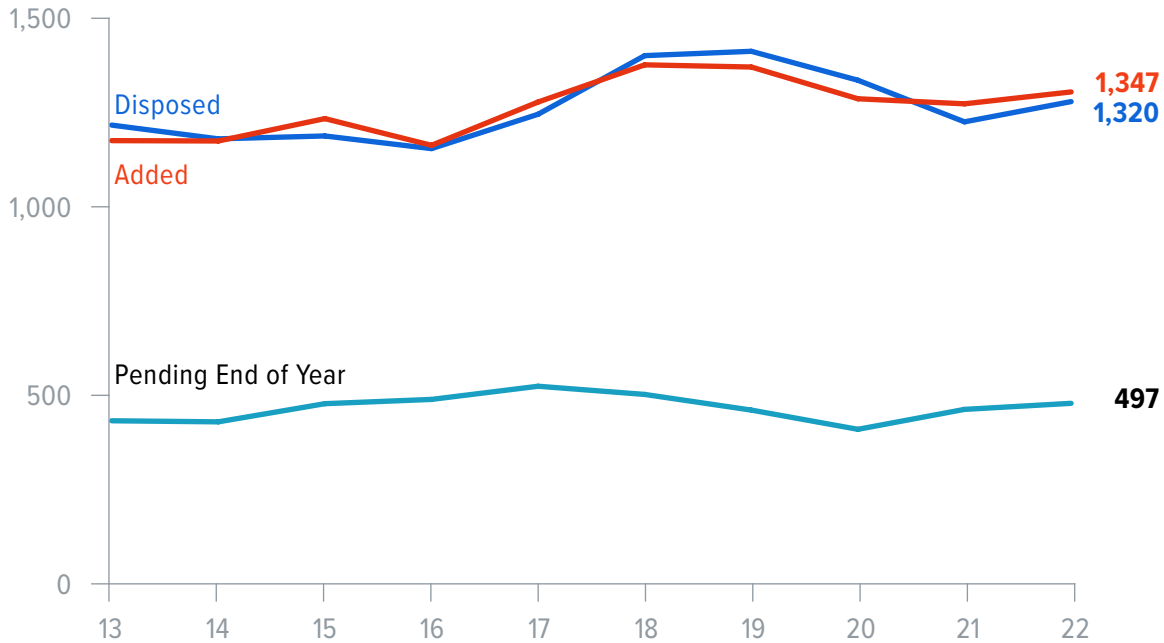


COURT-LEVEL TRENDS

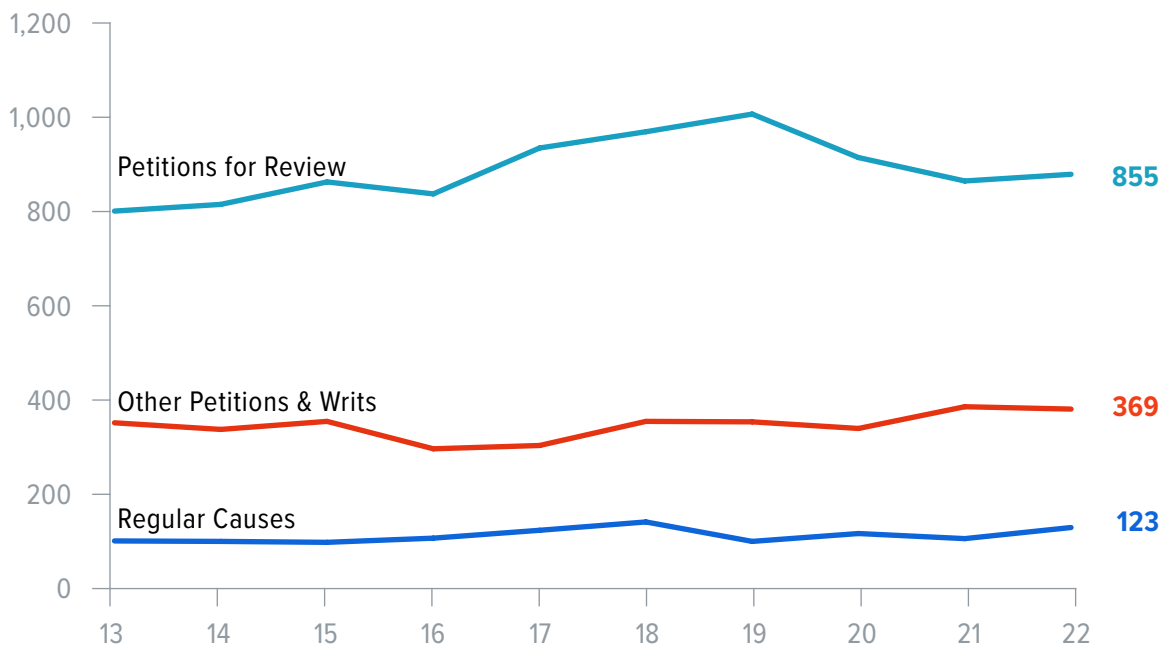
Supreme Court.....	38
Court of Criminal Appeals.....	42
Courts of Appeals.....	49
Effects of the COVID Pandemic on Trial Court Caseloads.....	53
District Courts.....	69
Statutory County Courts.....	77
Constitutional County Courts.....	84
Justice Courts.....	91
Municipal Courts.....	99
Profile of Appellate and Trial Court Judges.....	106

Supreme Court Caseload and Outcomes

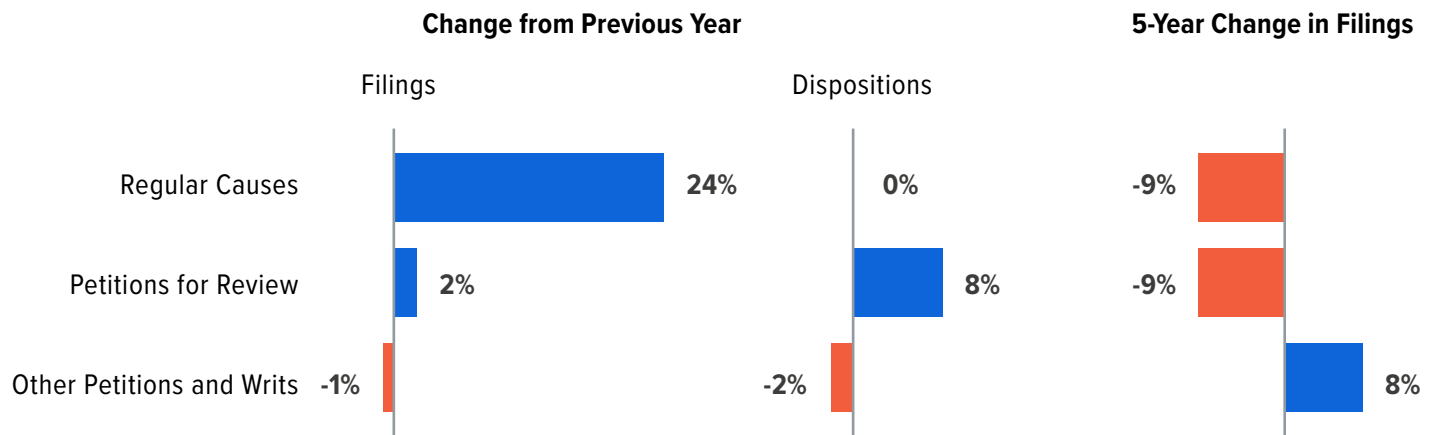
Filings and dispositions increased slightly from the previous year—by 3 and 4 percent, respectively. Despite a larger percentage of growth in dispositions, filings still outpaced dispositions, leading to a 4 percent increase in cases pending at the end of the year.



The number of regular causes increased by 24 percent in 2022. Petitions for review, which account for the majority of the court's caseload, remained stable compared to the number filed the previous year. The number of other petitions and writs filed also remained stable.

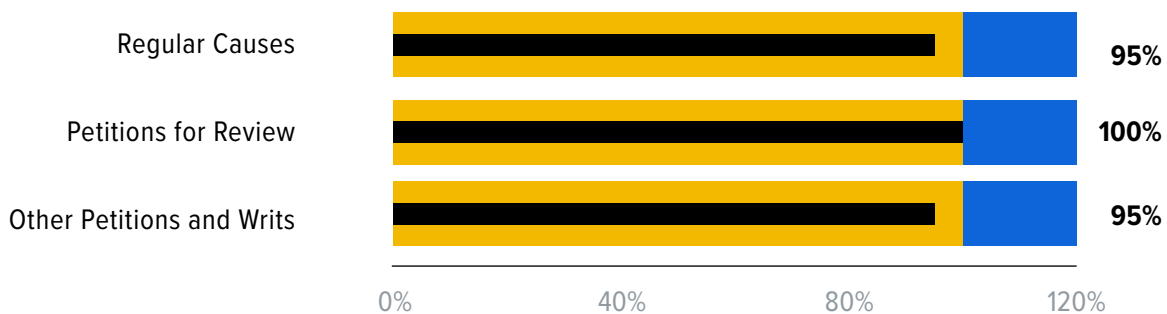


Change in Cases Filed



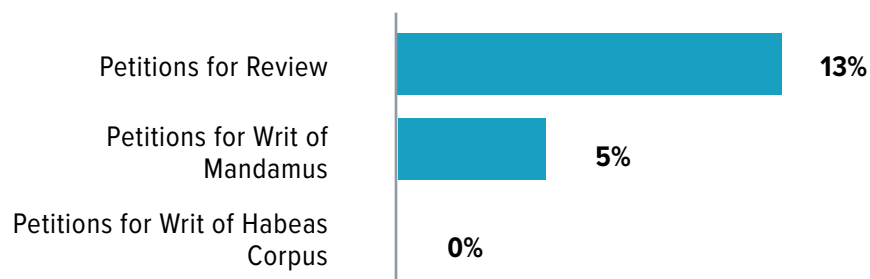
Clearance Rates

The Supreme Court's clearance rate for regular causes fell from last year's 118 percent to 95 percent. The clearance rate for petitions for review increased from 94 to 100 percent, and the rate for other petitions and writs remained the same.



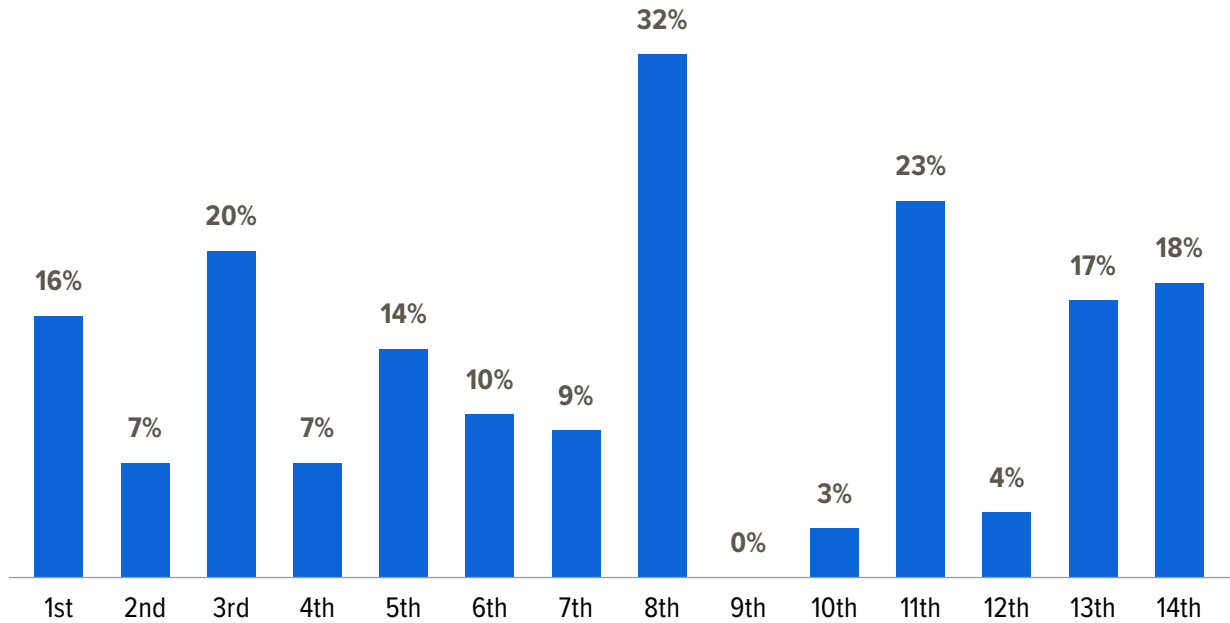
Review Granted

Review was granted in 13 percent of petitions for review and in 5 percent of petitions for writ of mandamus in 2022. No petitions for writ of habeas corpus were granted.



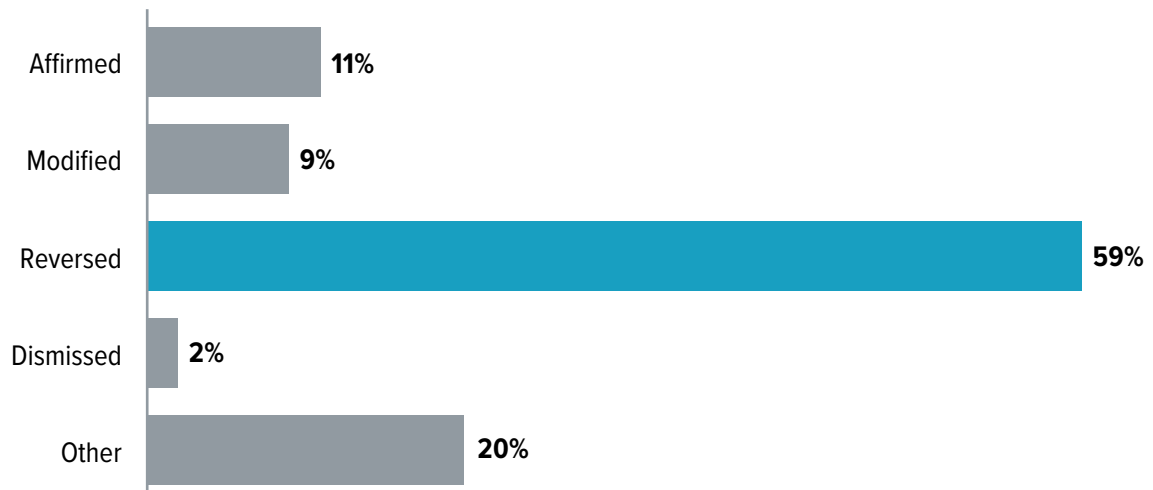
Petitions for Review Granted by Court of Appeals

The percentage of petitions granted review from each court of appeals varied from 0 to 32 percent.



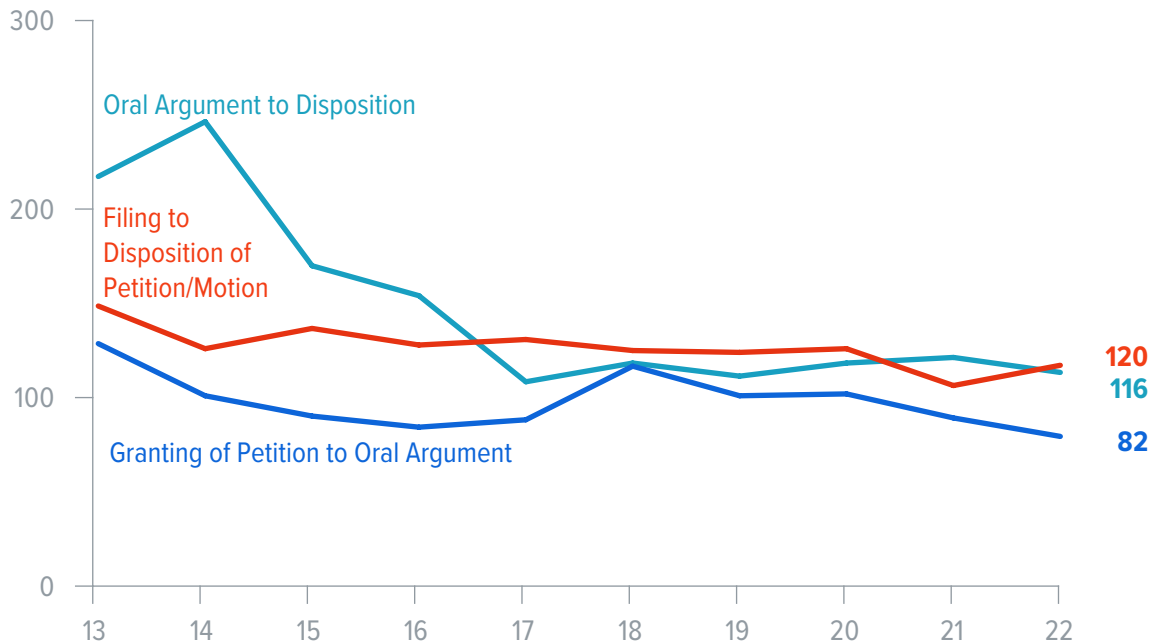
Disposition of Granted Petitions for Review

More than half of granted petitions for review were reversed and approximately one-tenth were affirmed.



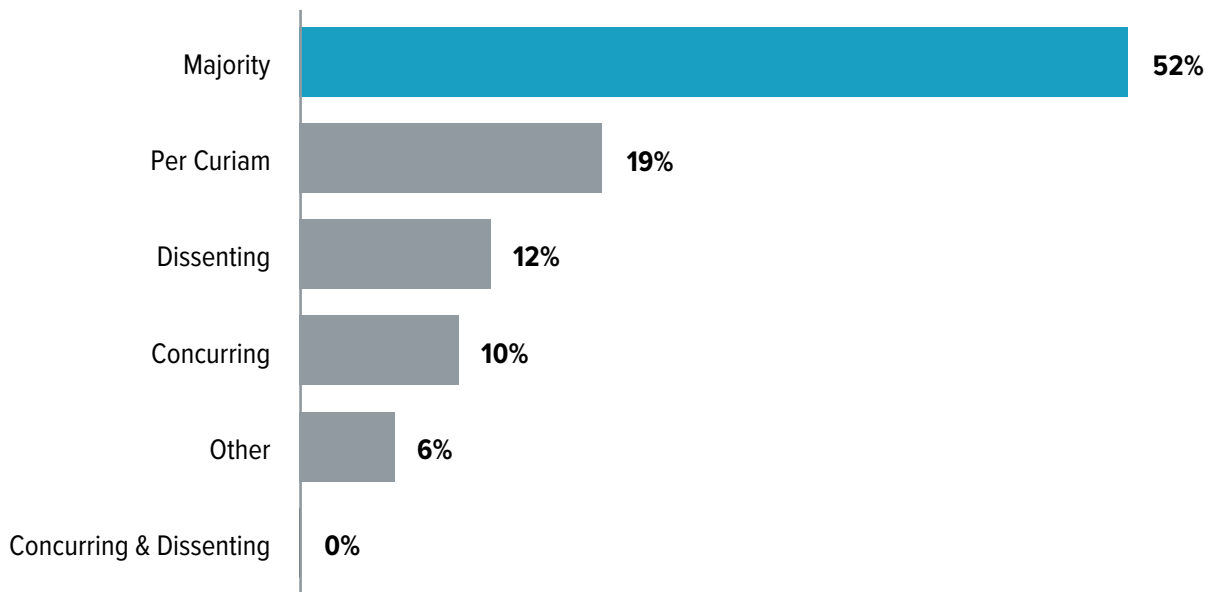
Case Processing Time in Days

In 2022, the average time from oral argument to disposition decreased by 8 days from the previous year. The average time from filing to disposition of a petition or motion increased by 11 days, and the average time from granting of a petition to oral argument decreased by 10 days.



Opinions

145 opinions were issued in 2022, which is a slight decrease from the 147 issued in 2021. Just over half of the opinions were majority opinions.

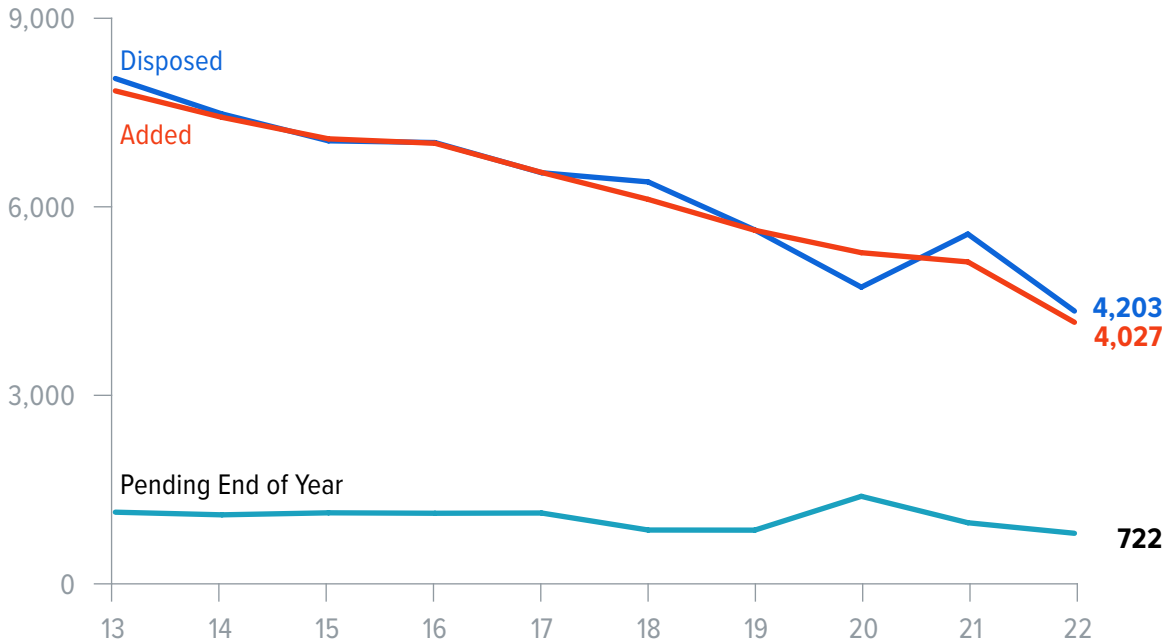


Court of Criminal Appeals

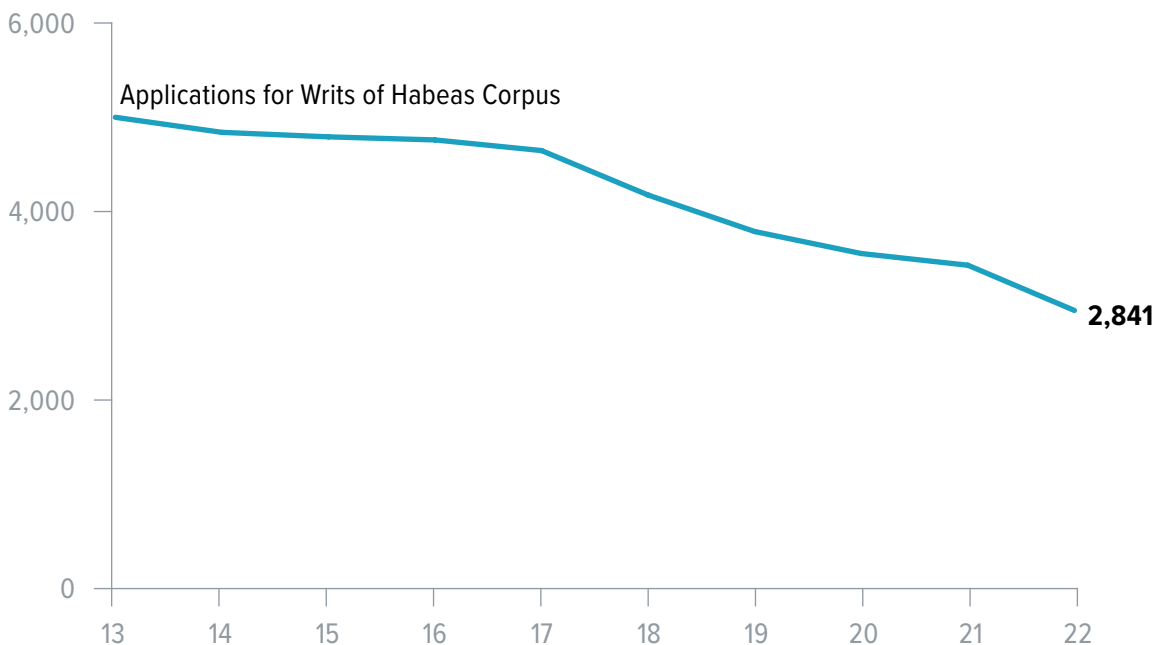
Cases Filed

While the court's caseload has continued to decline over the years, restrictions related to the COVID pandemic inhibiting the processing of criminal cases at the trial court level led to a more significant decrease during the pandemic. Overall, the number of cases filed and the number of cases pending at the end of the year declined by 19 percent and dispositions declined by 22 percent. In 2022, mandatory matters (applications for writs of habeas corpus, original proceedings, and direct appeals) comprised 83 percent of all cases added to the court's docket.

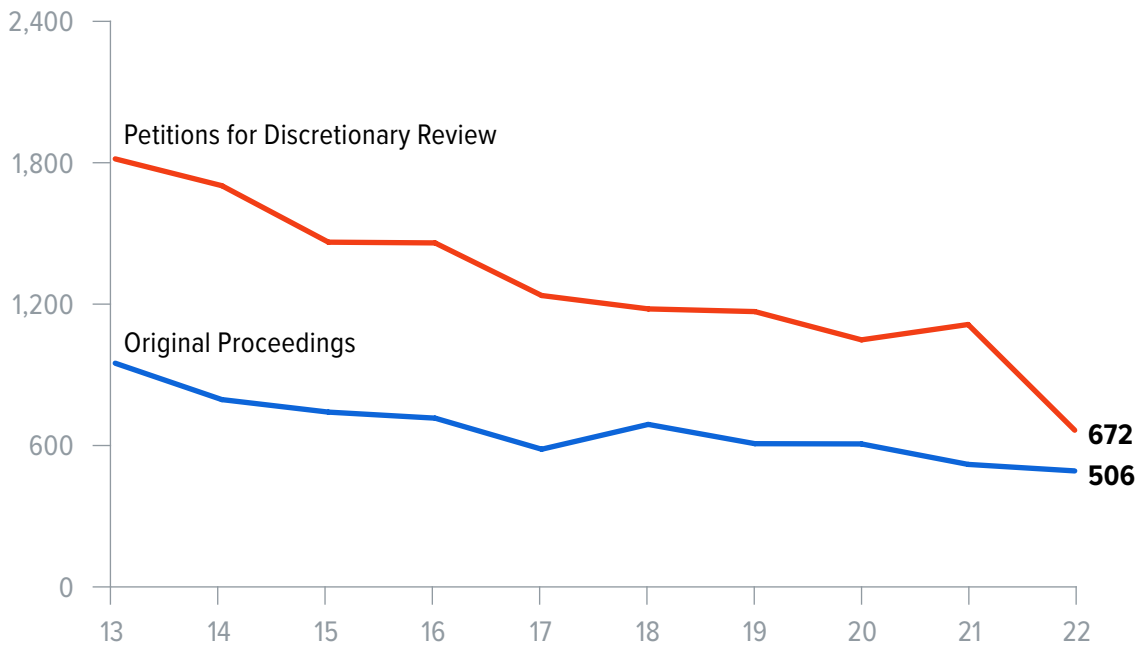
COURT-LEVEL TRENDS



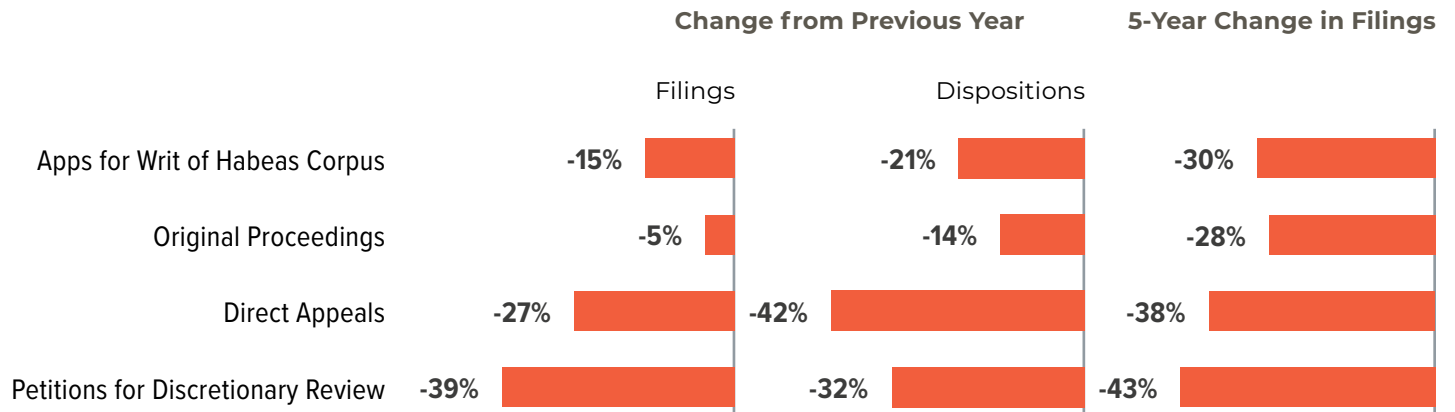
Applications for writs of habeas corpus declined 15 percent from the previous year to the lowest level since at least 2001.



Petitions for discretionary review declined by 39 percent in 2022. Original proceedings declined by 5 percent to the lowest level since 1999.

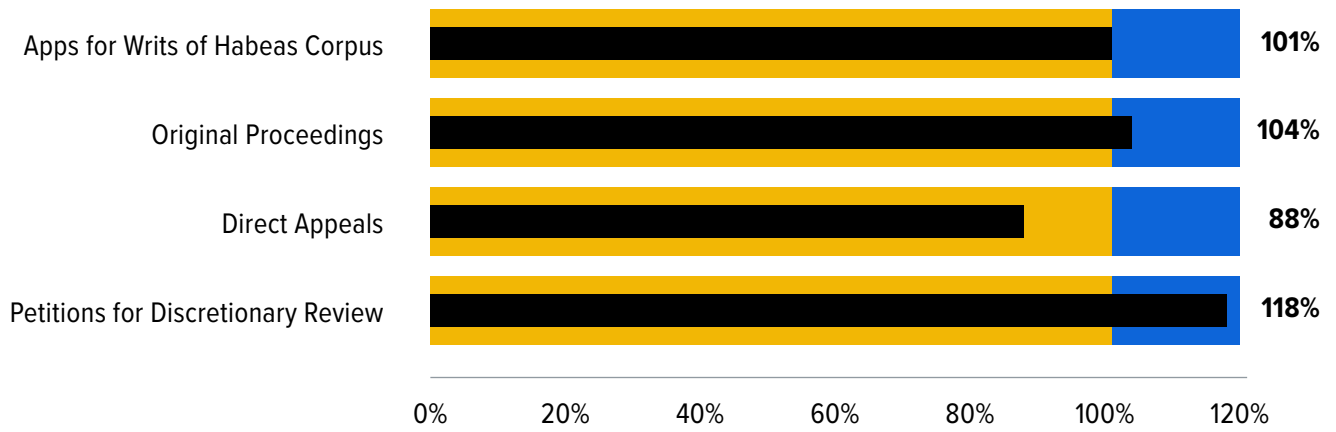


Change in Cases Filed

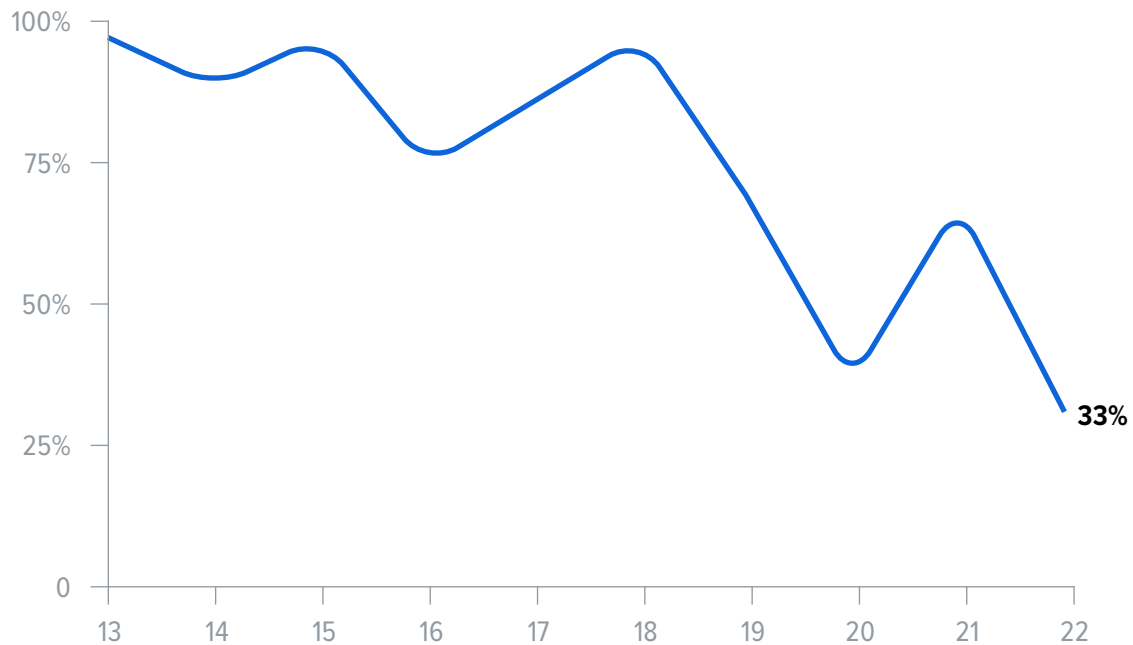


Clearance Rates

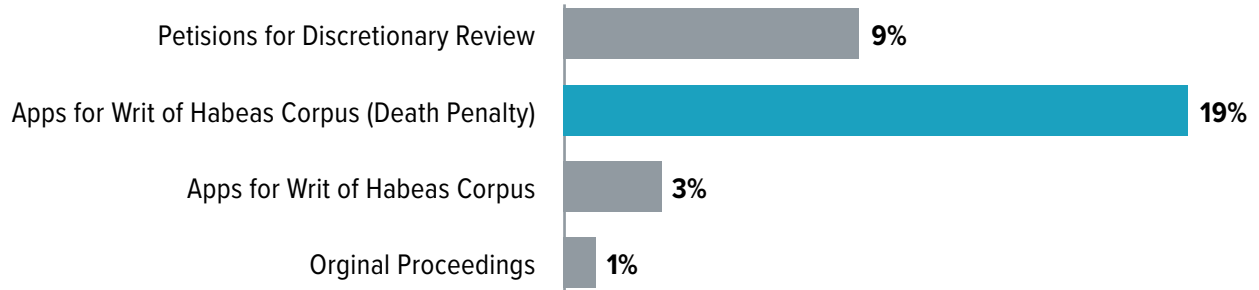
Clearance rates for all matters except direct appeals exceeded 100 percent.



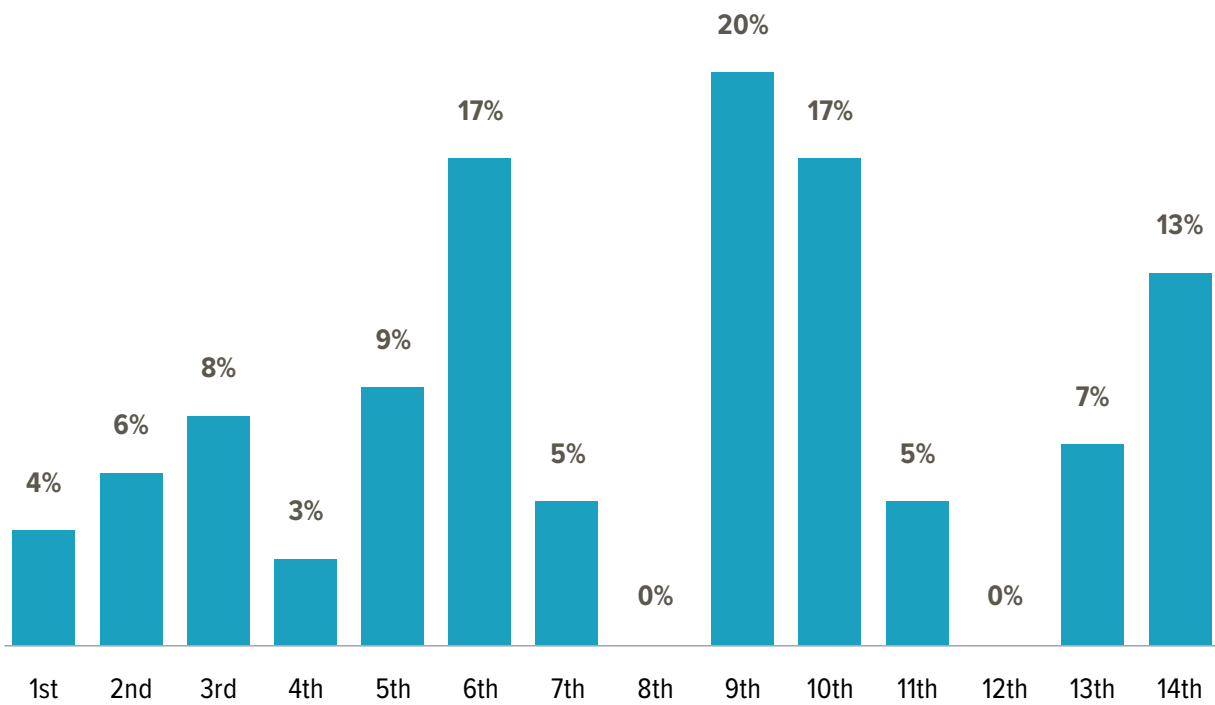
Of the 6 death penalty cases that were decided in 2022, 33 percent (2 cases) were affirmed. The remainder were remanded to the trial court.



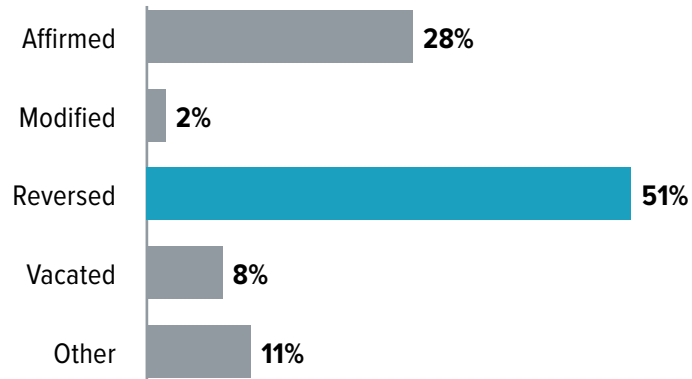
Review was granted most frequently by the court in applications for writ of habeas corpus involving the death penalty and was granted least frequently in original proceedings.



The percentage of petitions granted review from each court of appeals varied from 0 to 20 percent.



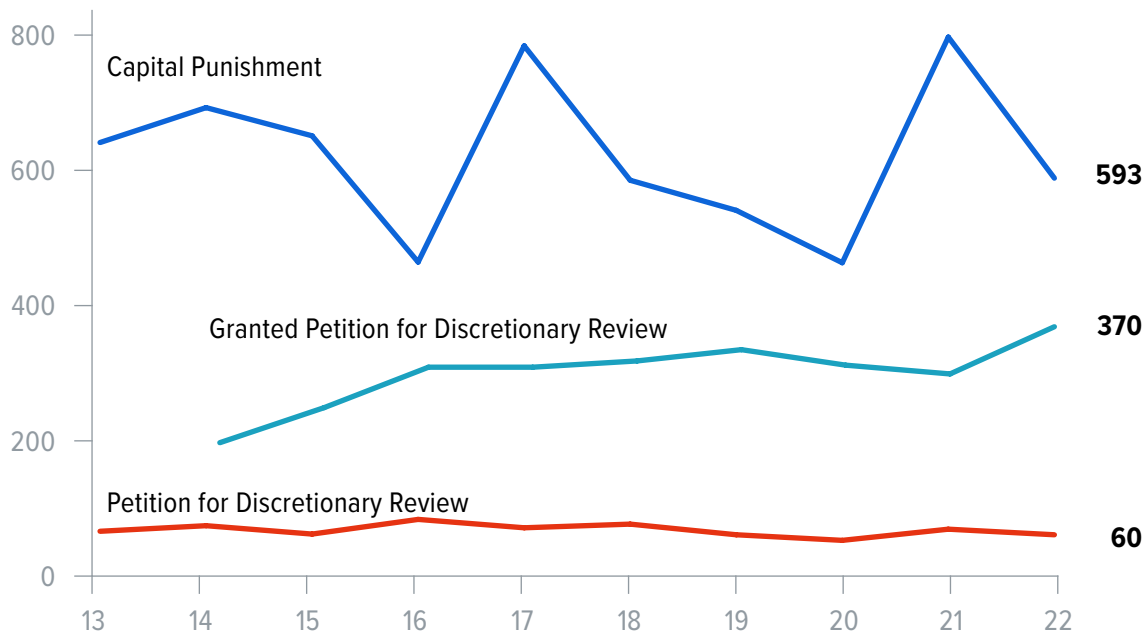
More than half of granted petitions for discretionary review were reversed, and more than one-quarter were affirmed.



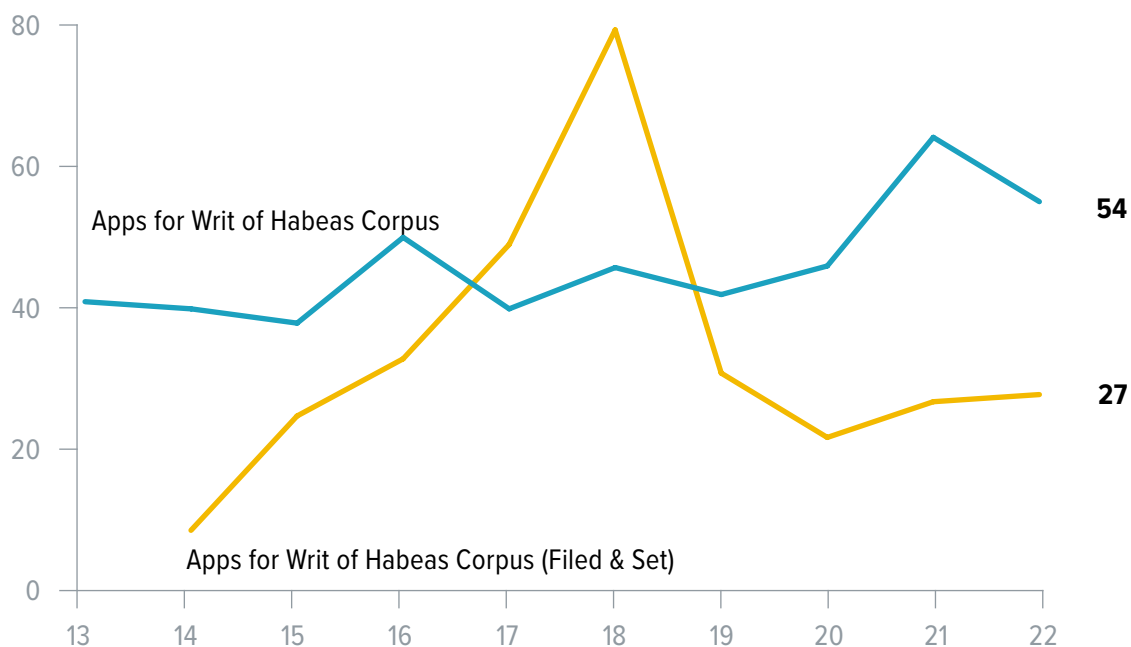
Habeas corpus relief was granted in most of the cases that were filed and set (granted review).



The average time from filing to disposition for cases involving capital punishment decreased by 35 percent compared to the previous year. Time to disposition decreased by 13 percent for petitions for discretionary review and increased by 19 percent for granted petitions for review.



The average time to disposition for habeas corpus applications fell 17 percent from the previous year. The time to disposition for applications that were accepted for review (filed and set) increased slightly from the previous year.

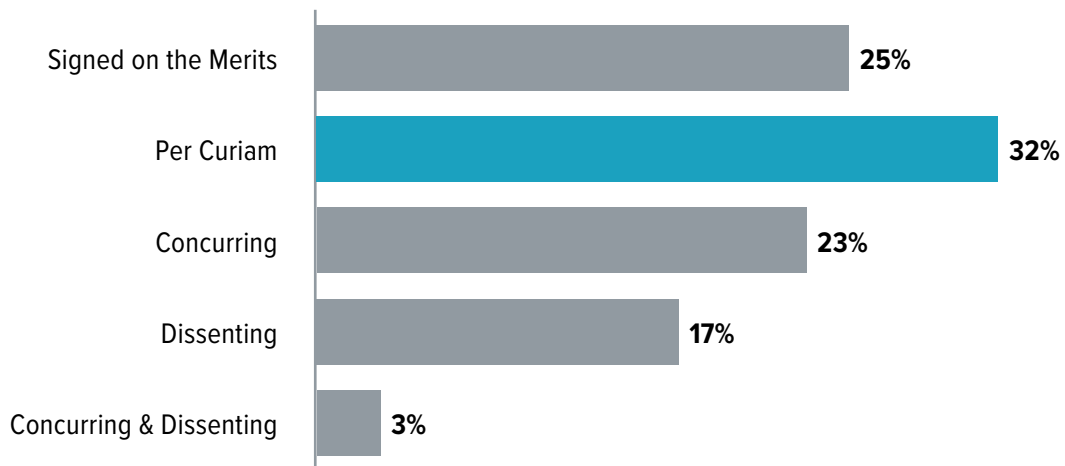


Opinions

The number of opinions issued by the Court of Criminal Appeals remained stable with a slight decrease of 3 percent from the previous year.

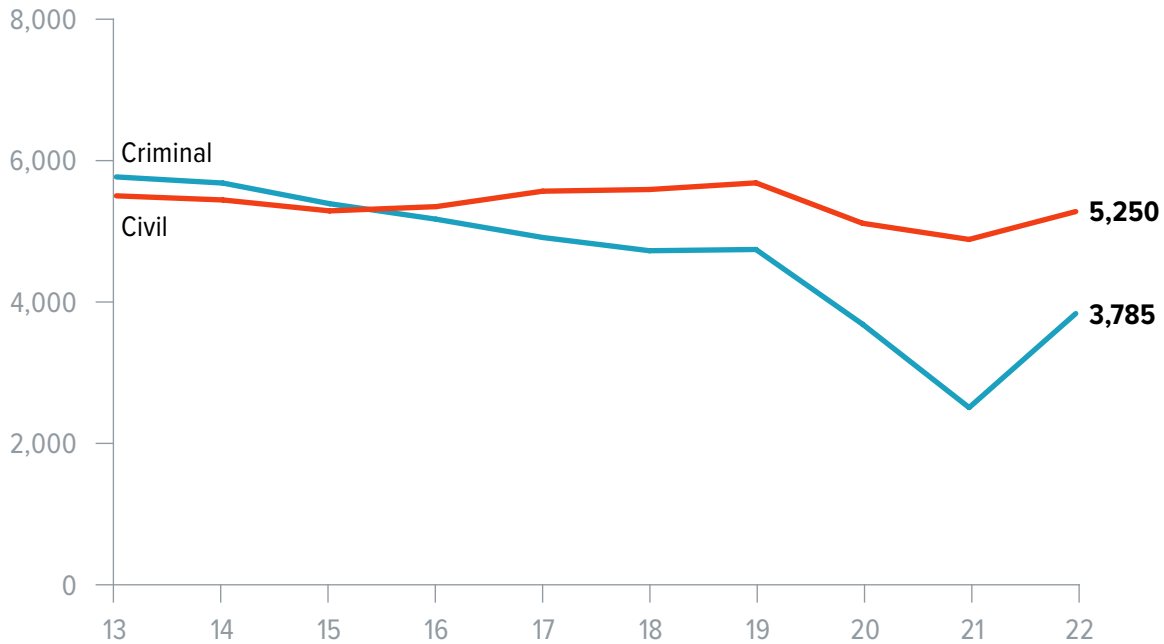


One-quarter of opinions issued in 2022 were signed on the merits, the highest percentage since 2015. Concurring opinions accounted for almost another quarter of opinions, compared to 9 percent in the previous year, and 17 percent of opinions were dissenting, compared to 29 percent in 2021.



Courts of Appeals Cases Filed

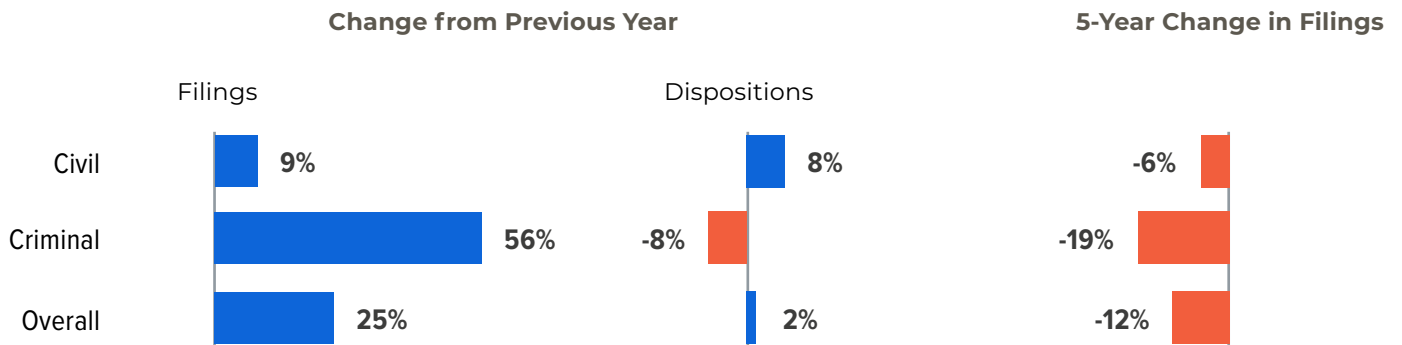
While the courts' criminal caseload has generally decreased over the years likely due to significant declines in misdemeanor cases at the trial court level, restrictions related to the COVID pandemic inhibiting criminal case trials led to significant decreases in filings of criminal cases in the courts of appeals during the pandemic. With pandemic restrictions starting to recede in the middle of the fiscal year, the number of criminal filings increased by 56 percent in 2022. Easing restrictions also led to a 9 percent increase in civil case filings.



COURT-LEVEL TRENDS

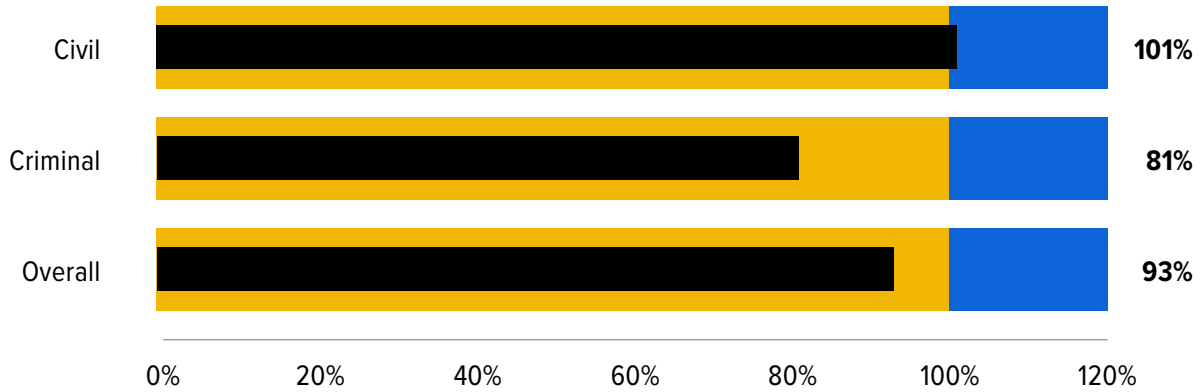
Change in Cases Filed

Although filings increased by 25 percent overall in 2022, they were down 12 percent from the number of cases filed 5 years ago. While dispositions of civil cases increased by 8 percent in 2022, criminal case dispositions declined by 8 percent.



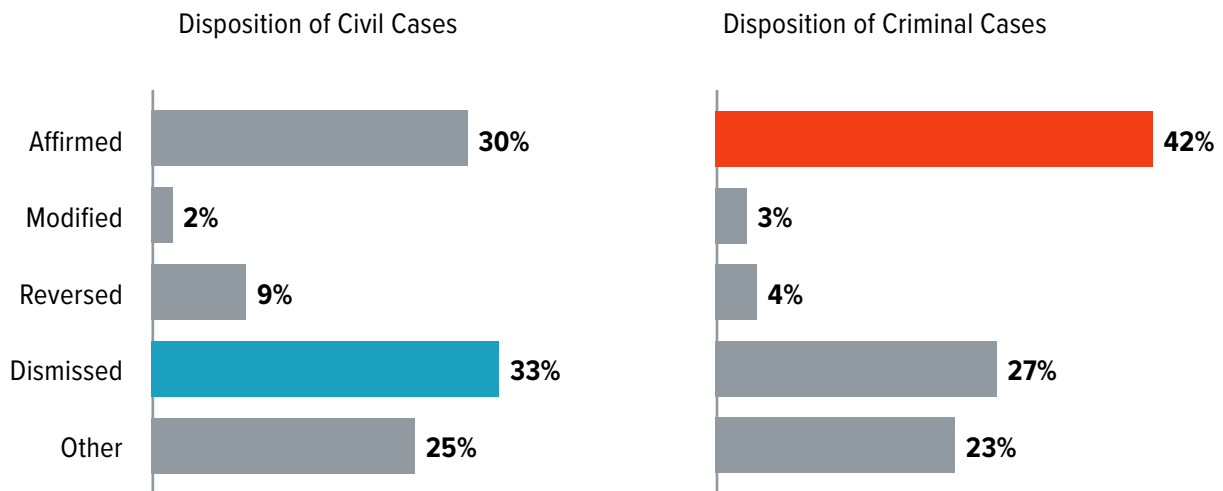
Clearance Rates

The civil case clearance rate remained stable from 2022, continuing to exceed 100 percent. The clearance rate for criminal cases dropped from 138 percent (the highest rate since 2001) in the previous year to 81 percent in 2022 due to the significant increase in criminal case filings.



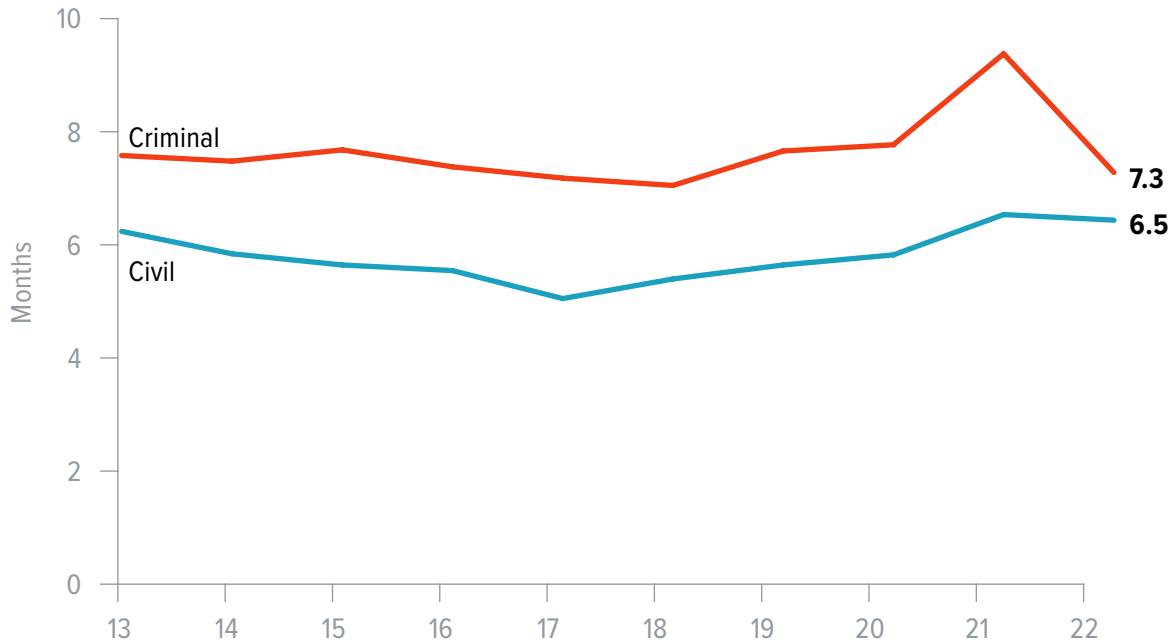
Case Dispositions

In 2022, the largest share of civil cases was dismissed, while the largest share of criminal cases was affirmed.

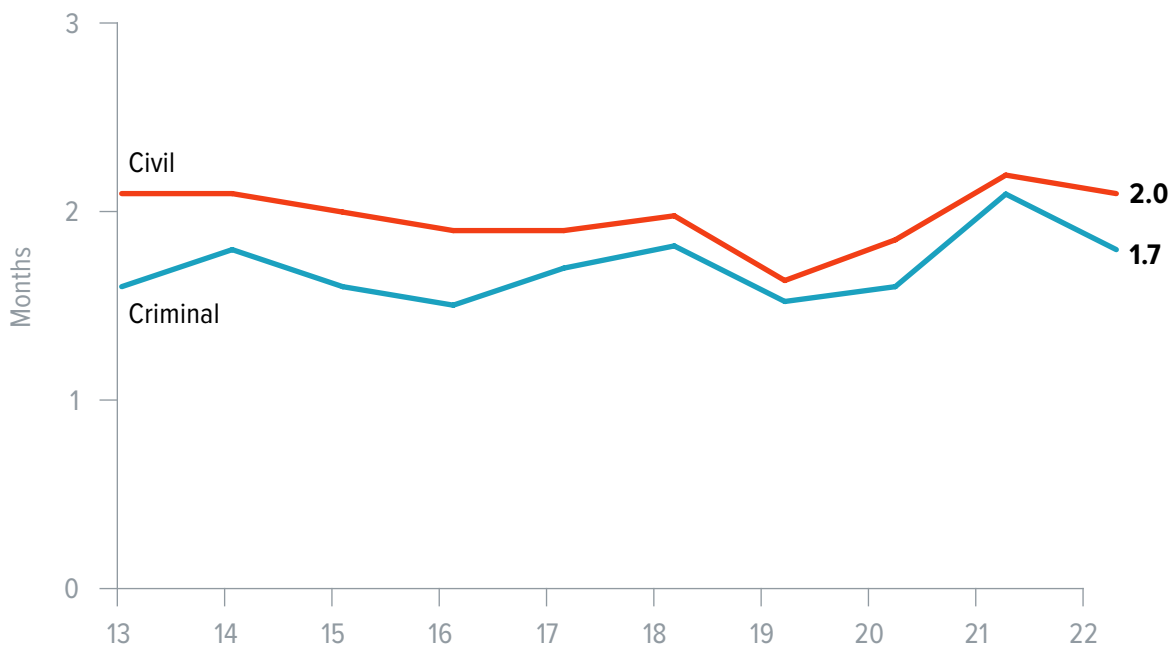


Case Processing Time in Months

The average time in months between filing and submission for criminal cases declined by 2.1 months in 2022 while the time for civil cases remained stable.

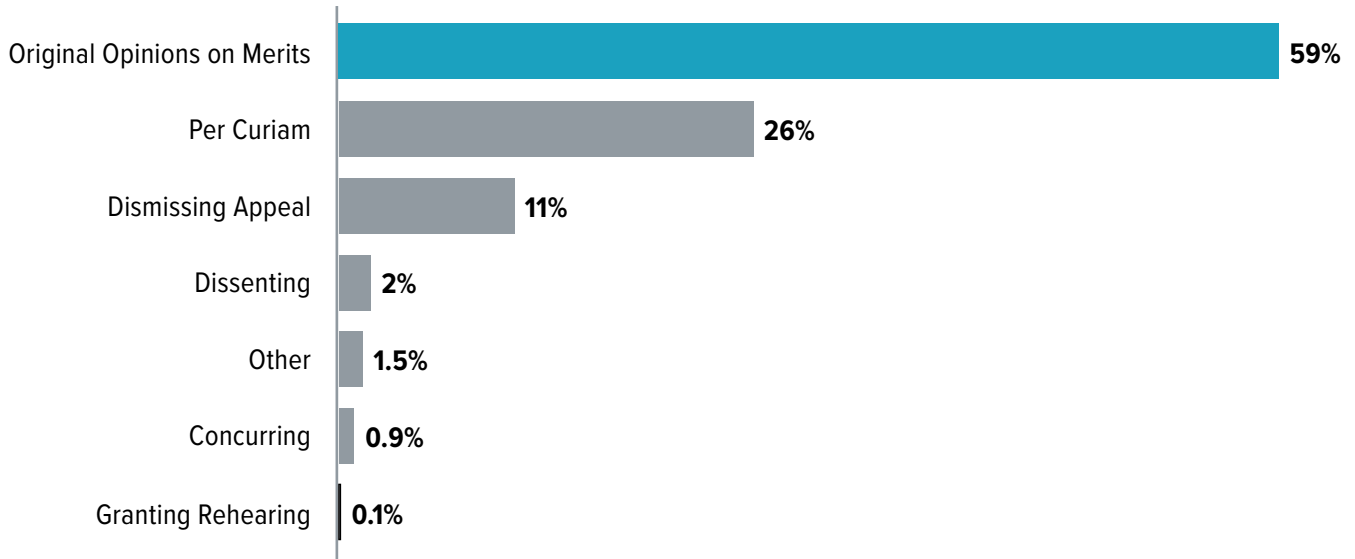


The average time in months between submission and disposition for civil and criminal cases dropped slightly from the previous year after increases between 2019 and 2021.



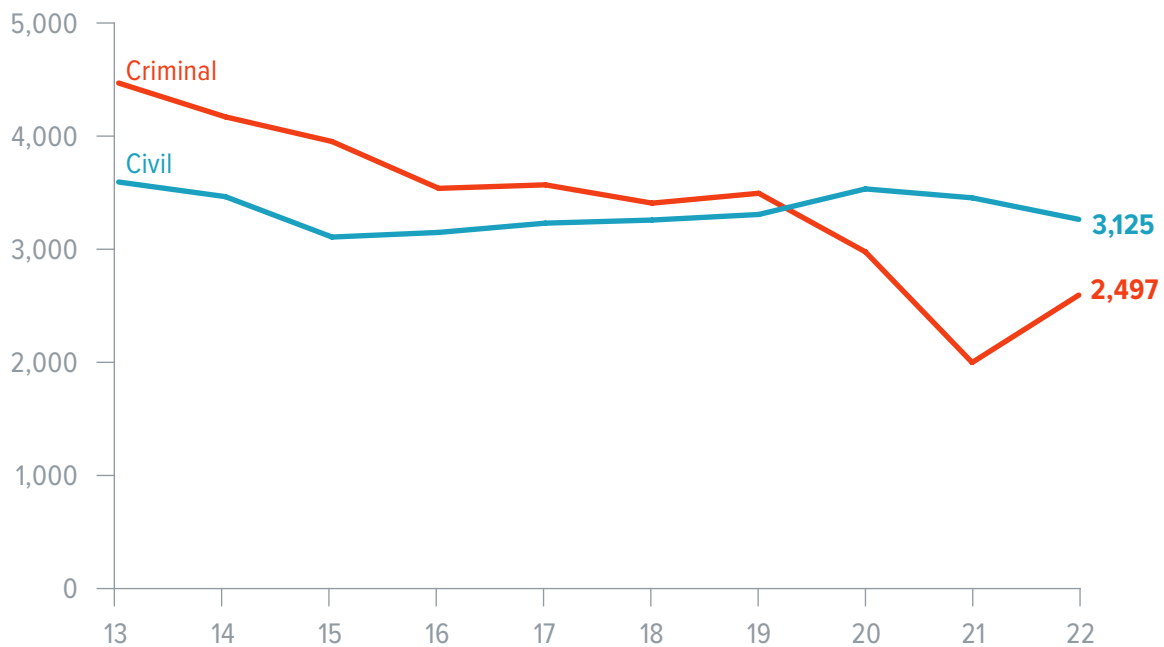
Opinions

8,102 opinions were issued in 2022. Almost 60 percent of those opinions were original opinions on the merits.



Cases Pending at End of Year

In 2022, the number of civil cases pending at the end of the year decreased by 5 percent while the number of pending criminal cases increased 29 percent due to the significant increase in filings.



Effects of the COVID Pandemic on Trial Court Caseloads

The COVID-19 pandemic had unprecedented effects on the judicial system. This section illustrates the effects on trial court caseloads from the beginning of the pandemic in March 2020 until December 2022, the latest data available at the time of publication.

District Courts

By the second year of the pandemic, clearance rates had improved significantly and continued to rise close to 100 percent after March 2022 as most courts began opening and operating in person. The exception was in juvenile cases, which had clearance rates at or above 100 percent during the pandemic but declined since March 2022 as filings spiked.

The average criminal case clearance rate exceeded 100 percent since March 2022, resulting in a 23 percent decline in the pandemic backlog by the end of December despite a record high number of filings at the end of the state fiscal year (March through August 2022).

Rising clearance rates and declines in filings also resulted in a 23 percent decrease in the family case backlog by the end of the calendar year.

Although clearance rates remained below 100 percent, civil case processing rates continued to improve, resulting in a decrease of 5 percent in the civil case backlog by the end of December.



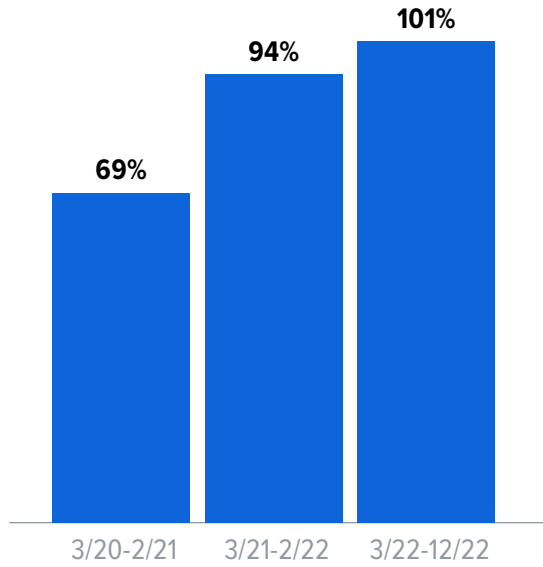
District Courts

Criminal

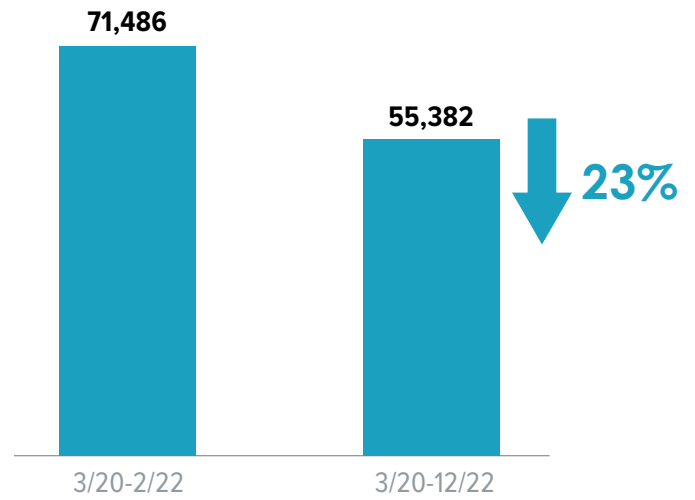
(March 2020 - December 2022)

COURT-LEVEL TRENDS

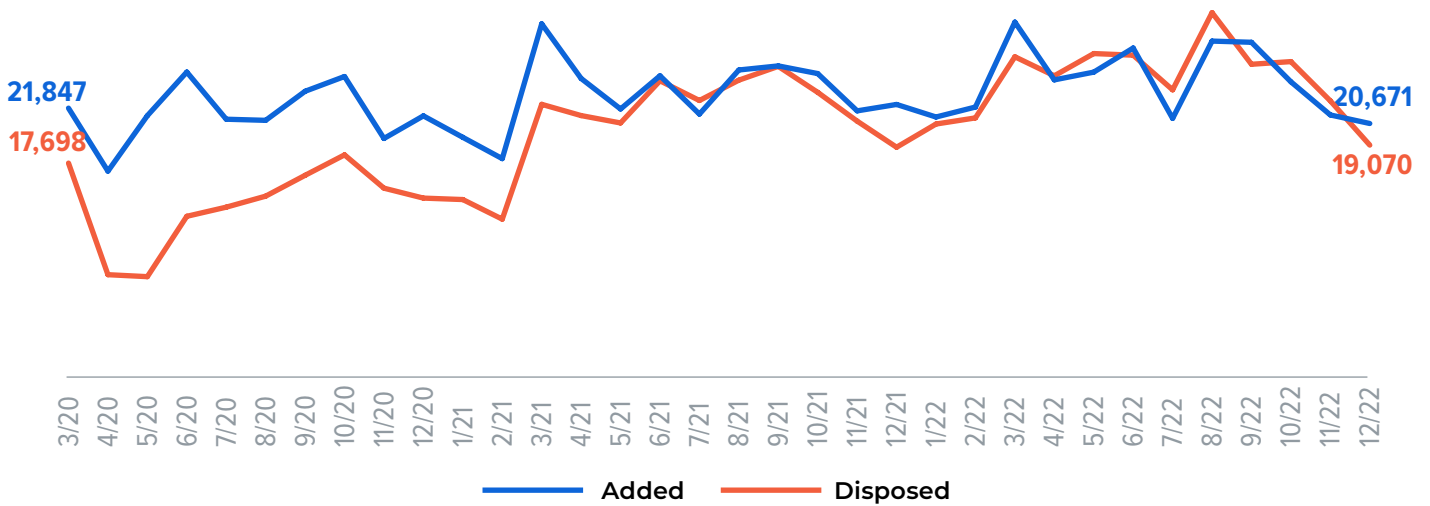
Statewide Clearance Rates



Change in # Active Pending Cases



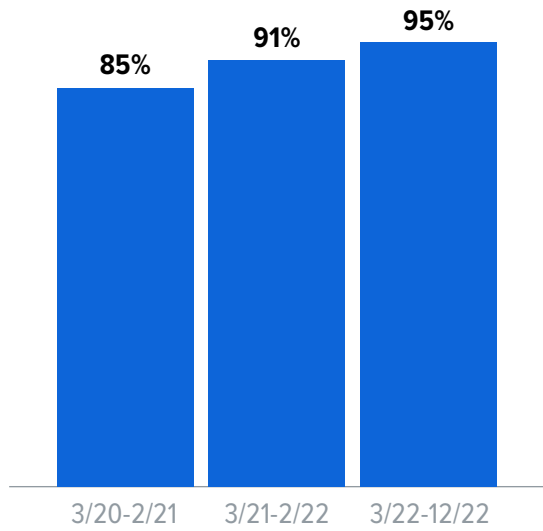
Cases Added & Disposed



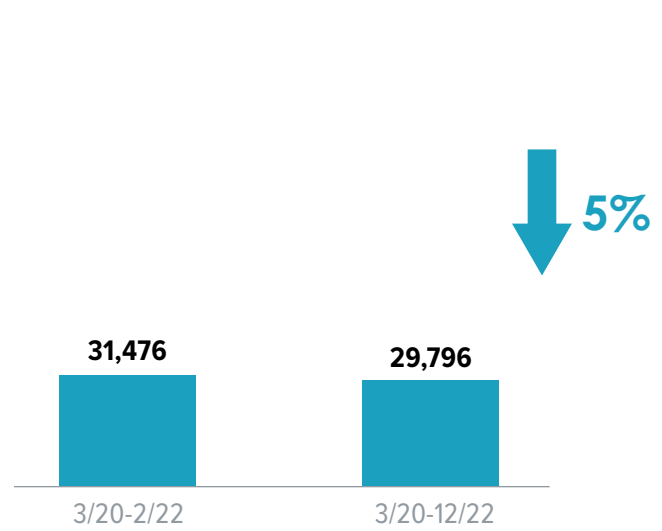
Civil

(March 2020 - December 2022)

Statewide Clearance Rates

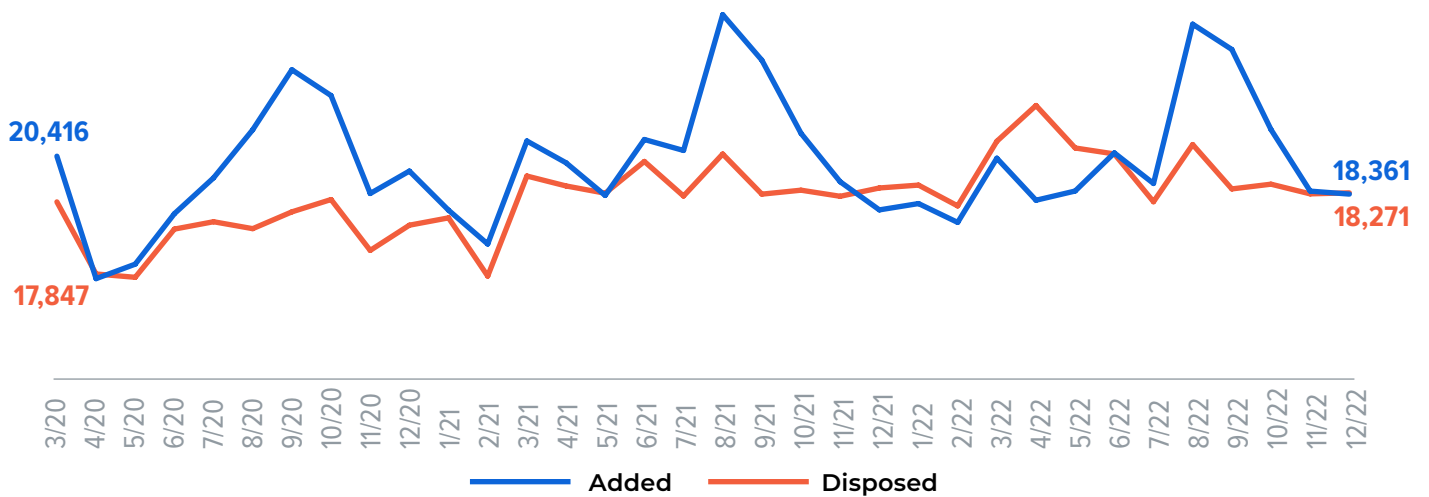


Change in # Active Pending Cases



COURT-LEVEL TRENDS

Cases Added & Disposed

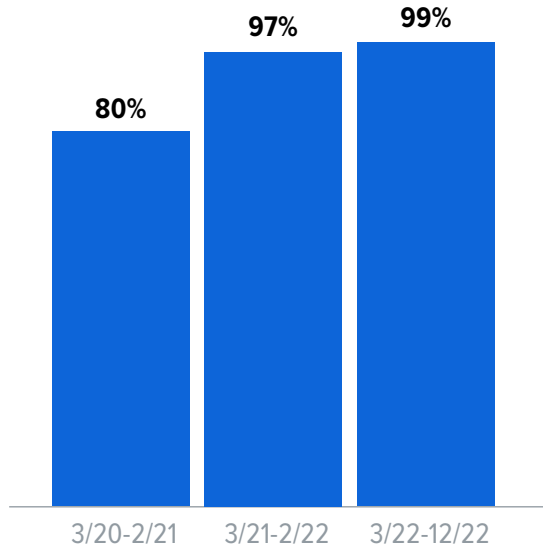


District Courts

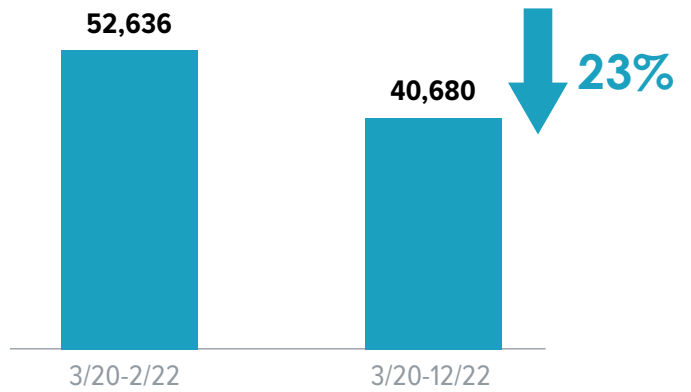
Family

(March 2020 - December 2022)

Statewide Clearance Rates

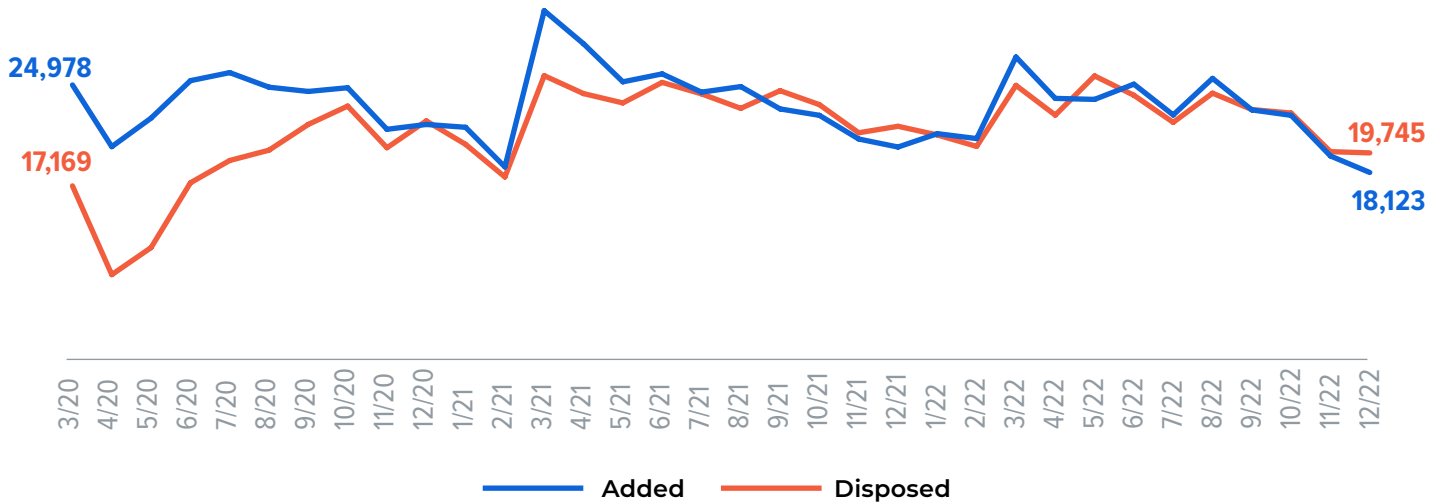


Change in # Active Pending Cases



COURT-LEVEL TRENDS

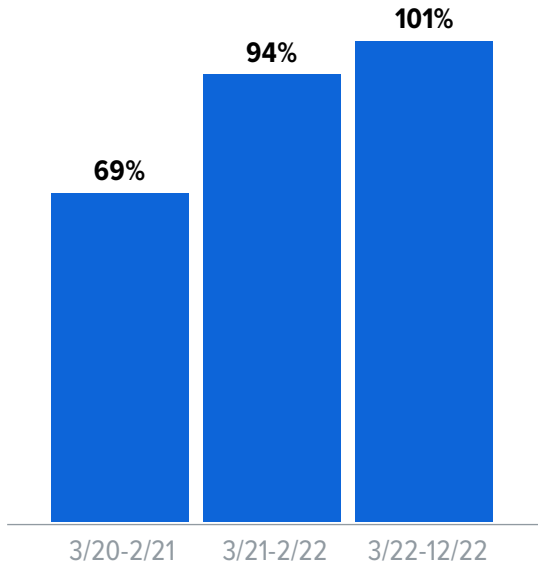
Cases Added & Disposed



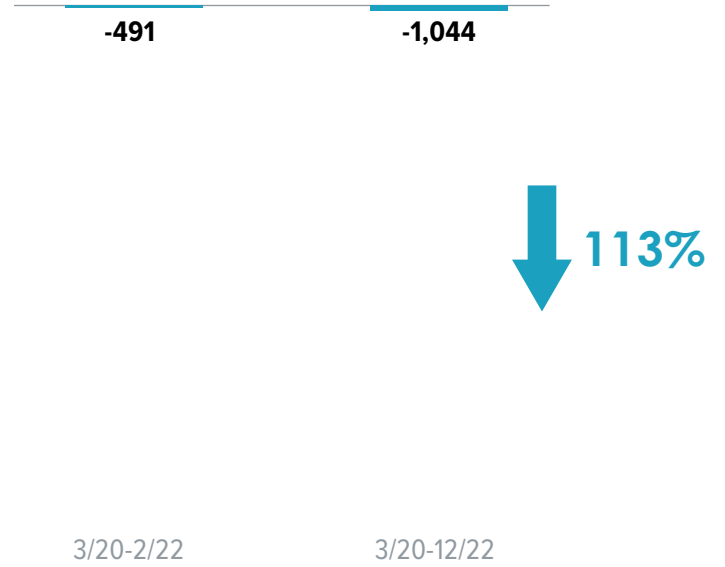
Juvenile

(March 2020 - December 2022)

Statewide Clearance Rates

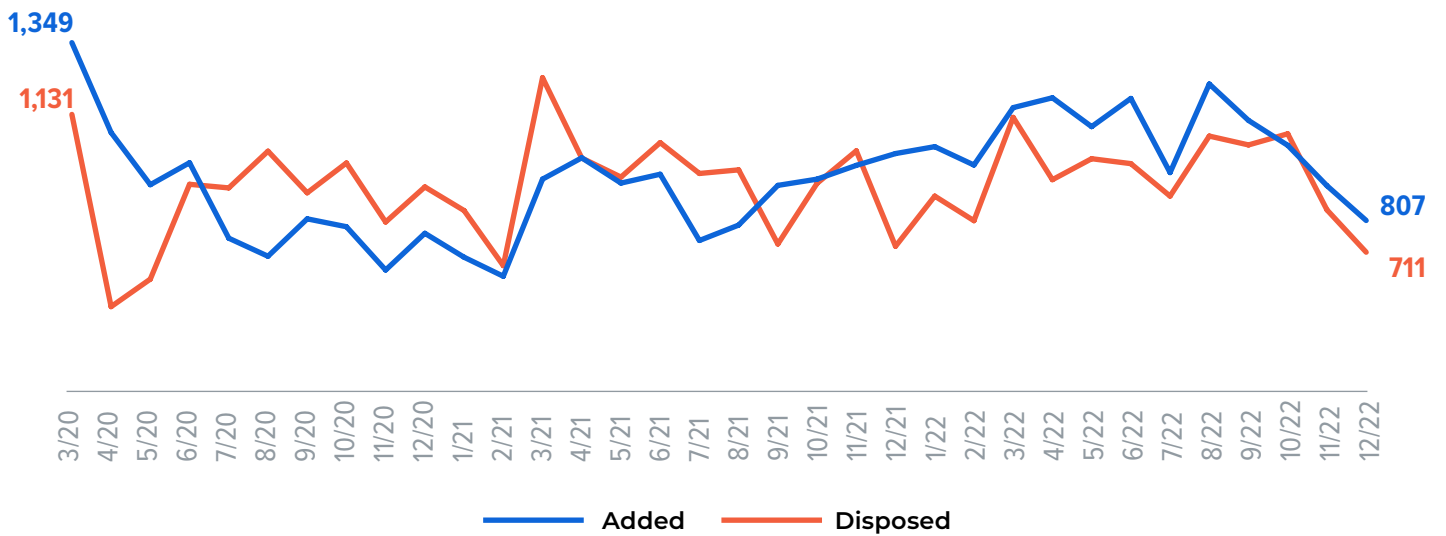


Change in # Active Pending Cases



COURT-LEVEL TRENDS

Cases Added & Disposed



County Courts

Clearance rates in civil and juvenile cases remained steady and the number of active pending cases declined throughout the pandemic period, resulting in no pandemic-related backlog. The reduction in active pending civil cases during the pandemic grew by another 31 percent since March 2022, but the reduction in active pending juvenile cases decreased by 46 percent. In both case categories, the number of active cases pending at the end of December 2022 was lower than the number pending prior to the beginning of the pandemic.

In the first year of the pandemic, clearance rates in criminal and family cases were lower than usual but improved significantly in the second year. The criminal case clearance rate exceeded 100 percent in the second year of the pandemic and remained close to 100 percent since March 2022. High clearance rates and continued declines in filings led to a 71 percent decline in the criminal case pandemic-related backlog since March 2022.

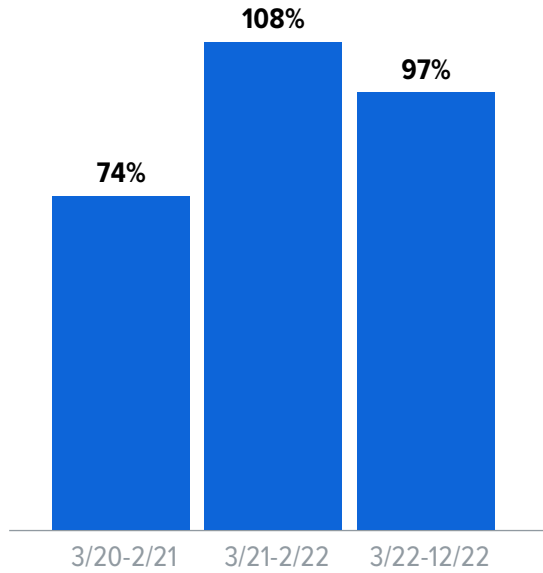
The family case clearance rate continued to improve since March 2022 and neared 100 percent, resulting in only a slight (6 percent) increase in family case backlog by the end of the calendar year.



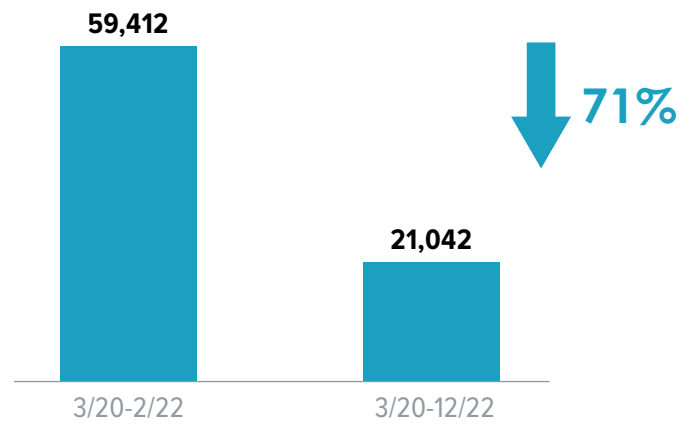
Criminal

(March 2020 - December 2022)

Statewide Clearance Rates



Change in # Active Pending Cases



COURT-LEVEL TRENDS

Cases Added & Disposed

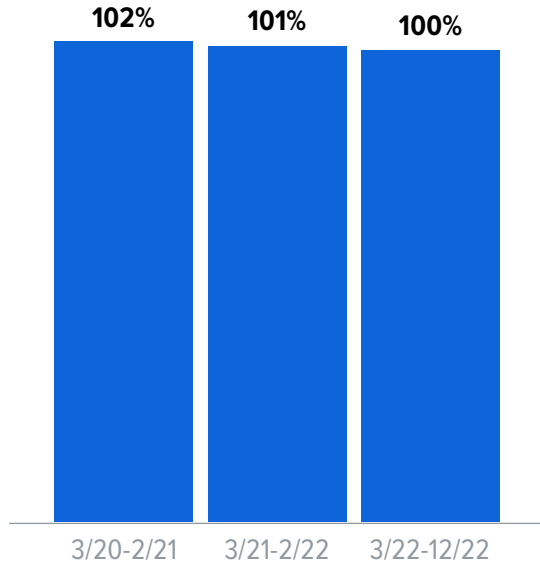


County Courts

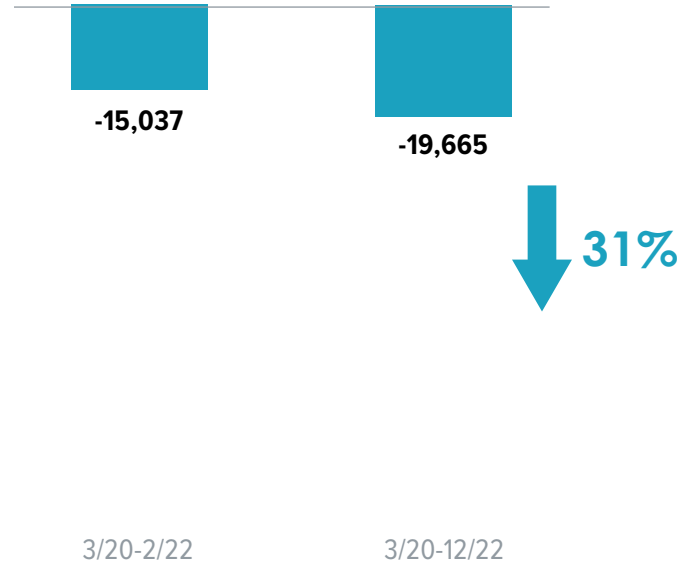
Civil

(March 2020 - December 2022)

Statewide Clearance Rates

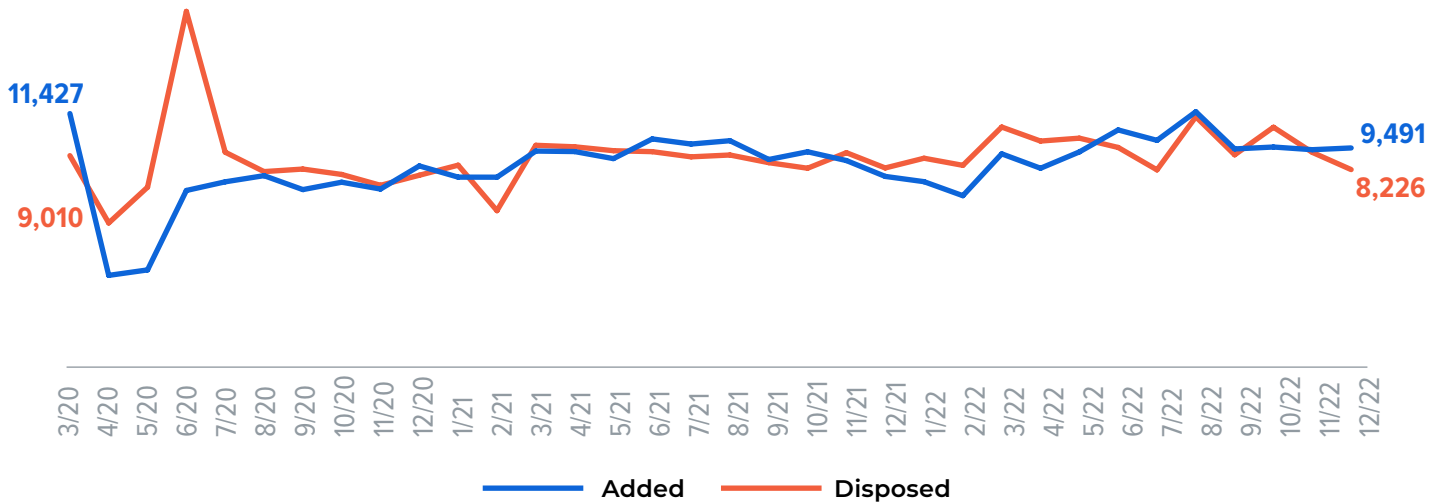


Change in # Active Pending Cases



COURT-LEVEL TRENDS

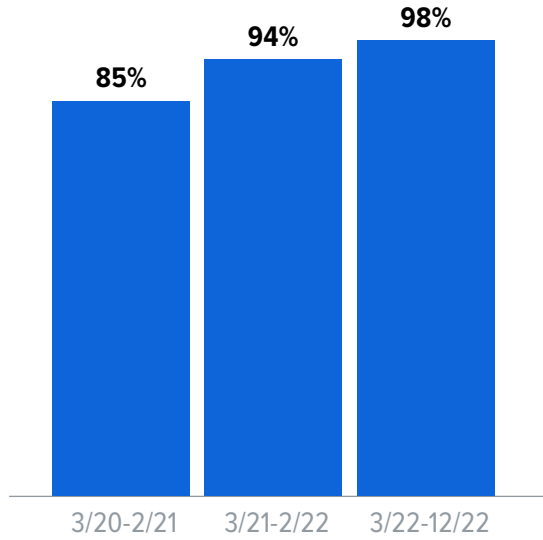
Cases Added & Disposed



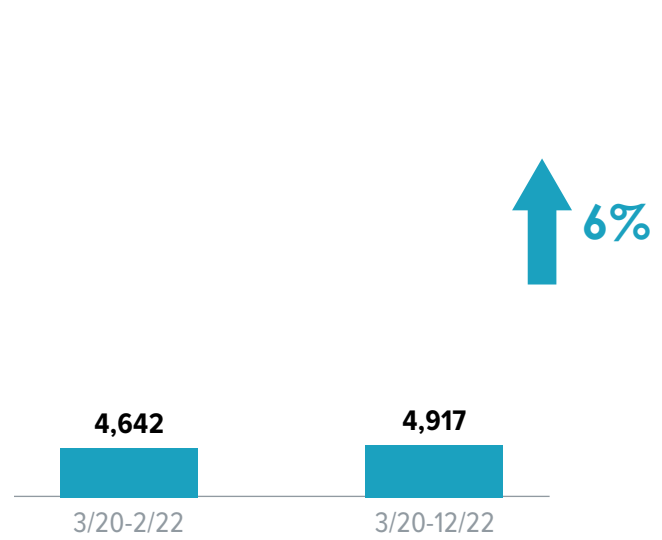
Family

(March 2020 - December 2022)

Statewide Clearance Rates

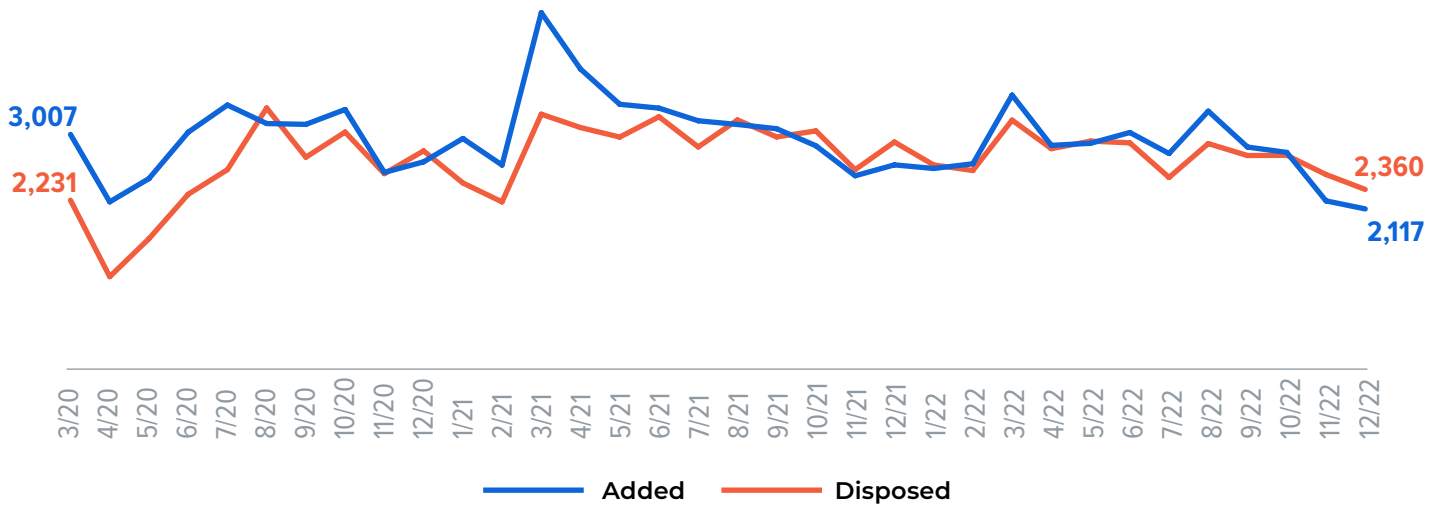


Change in # Active Pending Cases



COURT-LEVEL TRENDS

Cases Added & Disposed

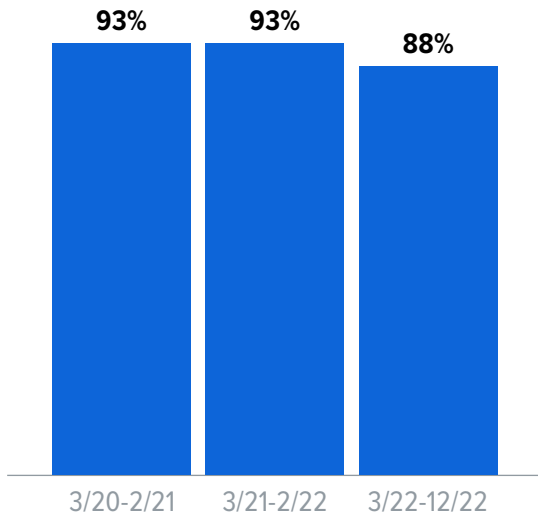


County Courts

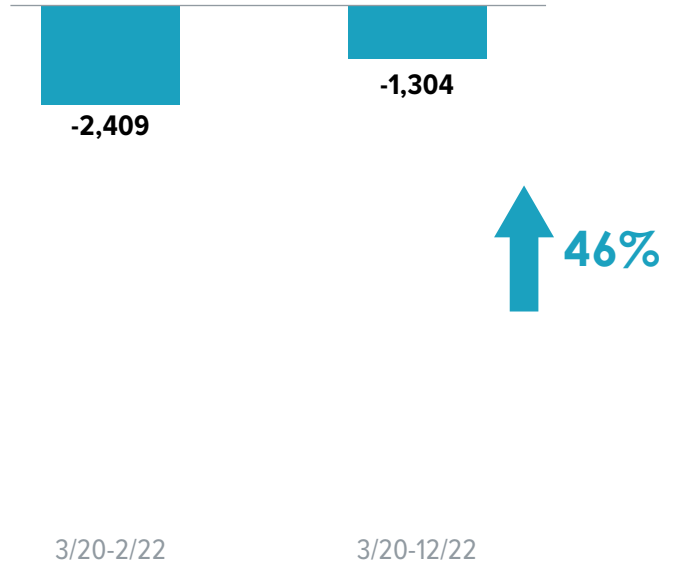
Juvenile

(March 2020 - December 2022)

Statewide Clearance Rates

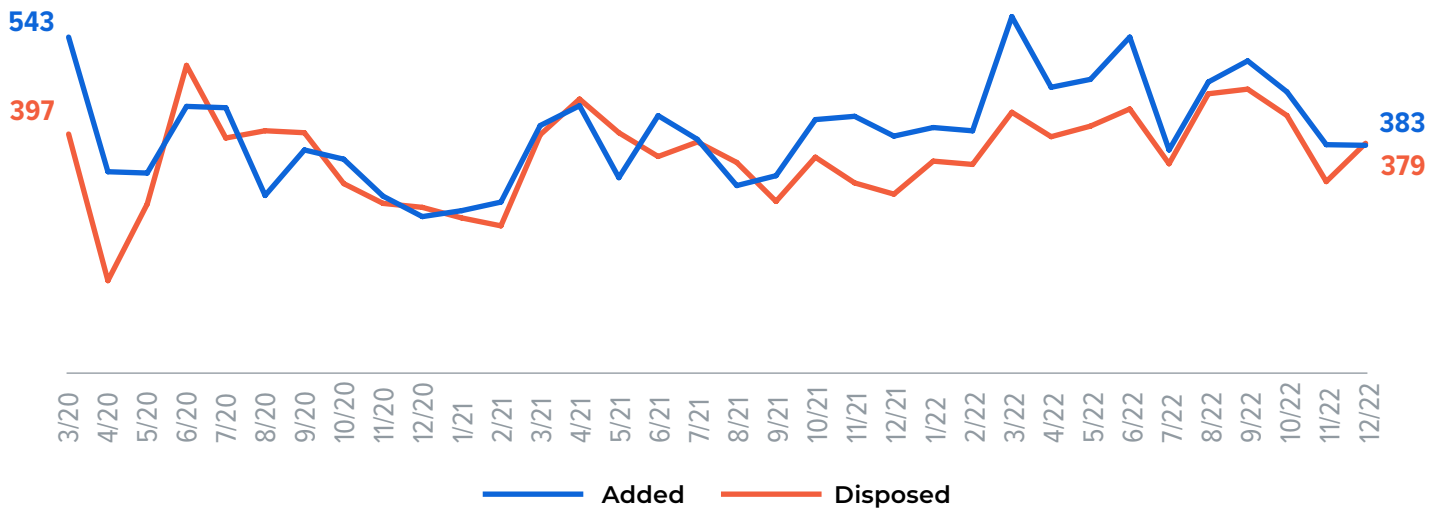


Change in # Active Pending Cases



COURT-LEVEL TRENDS

Cases Added & Disposed



Justice Courts

During the pandemic period, criminal case clearance rates remained slightly below or at 100 percent but dropped since March 2022 due an increase in filings for the first time since 2018. Despite a lower clearance rate, the reduction in active pending criminal cases increased by 243 percent from March to December 2022.

In the first year of the pandemic the civil case rate was 90 percent but jumped to more than 100 percent in the second year and remained at 100 percent since March 2022. The pandemic-related civil case backlog declined by 26 percent since March 2022.

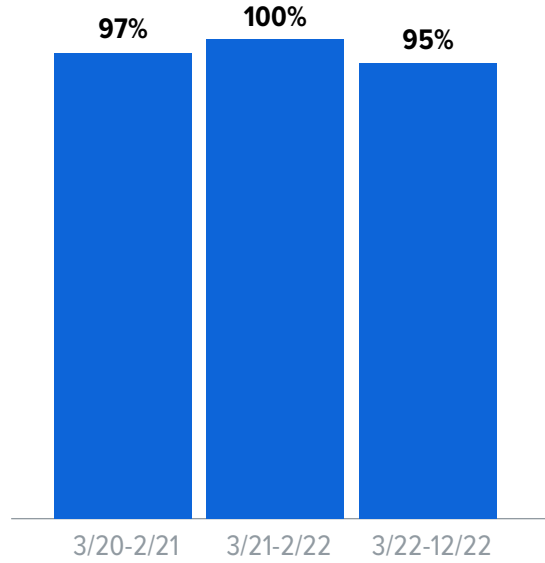


Justice Courts

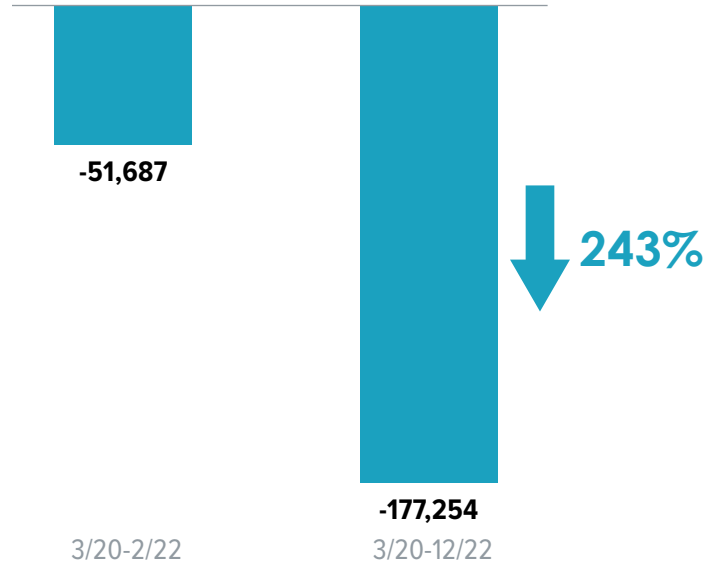
Criminal

(March 2020 - December 2022)

Statewide Clearance Rates

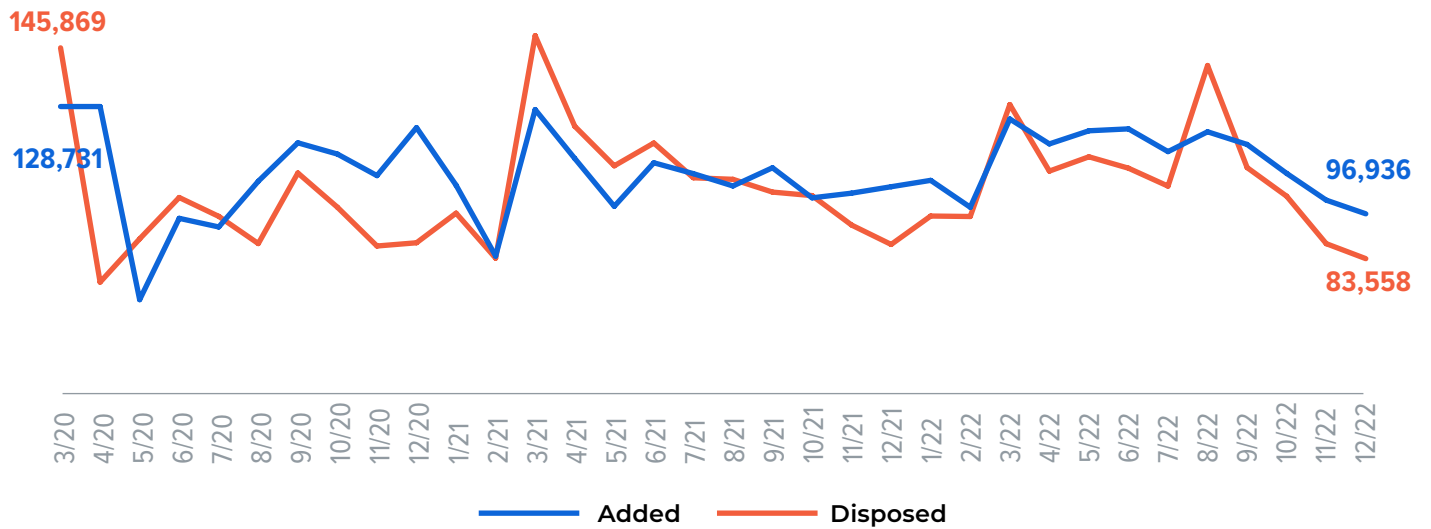


Change in # Active Pending Cases



COURT-LEVEL TRENDS

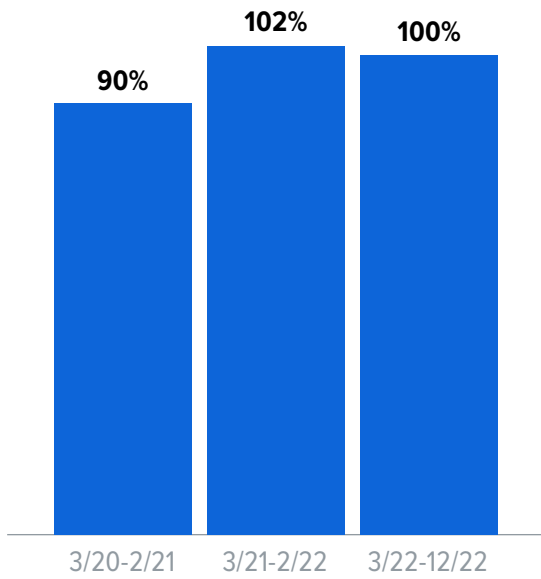
Cases Added & Disposed



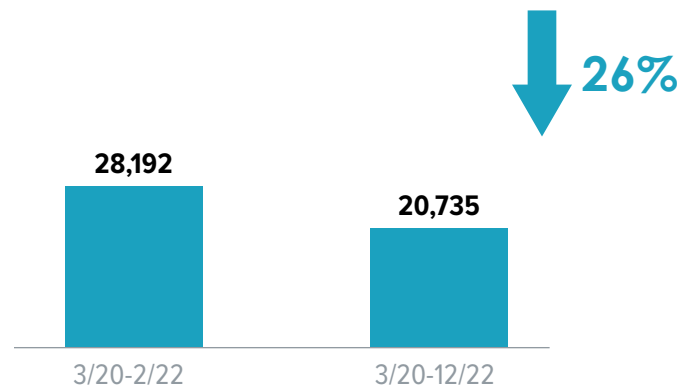
Civil

(March 2020 - December 2022)

Statewide Clearance Rates

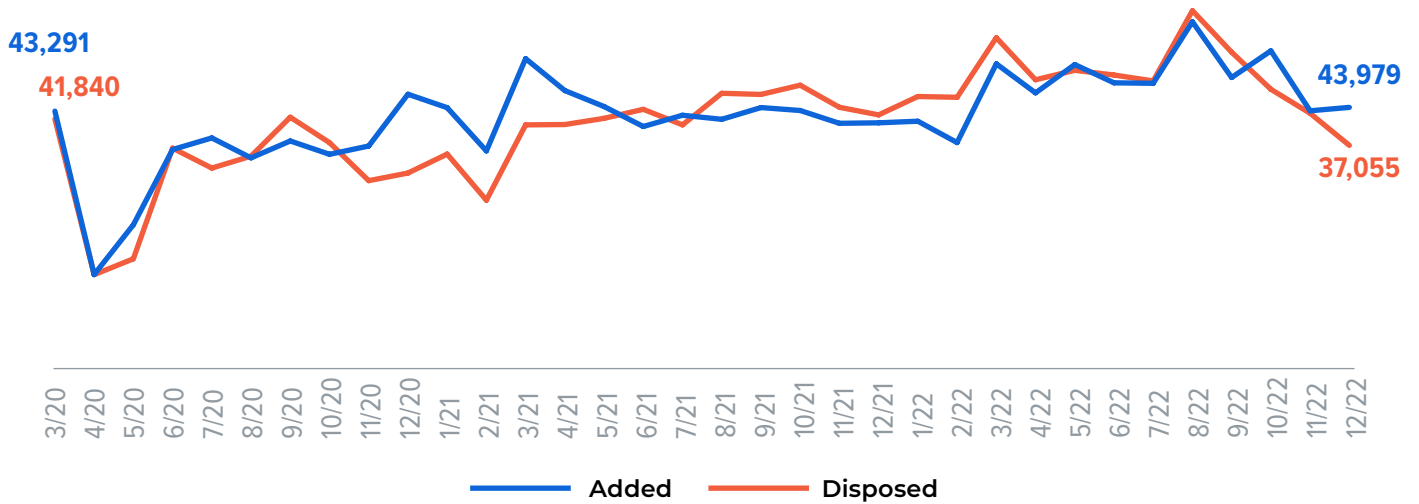


Change in # Active Pending Cases



COURT-LEVEL TRENDS

Cases Added & Disposed



Municipal Courts

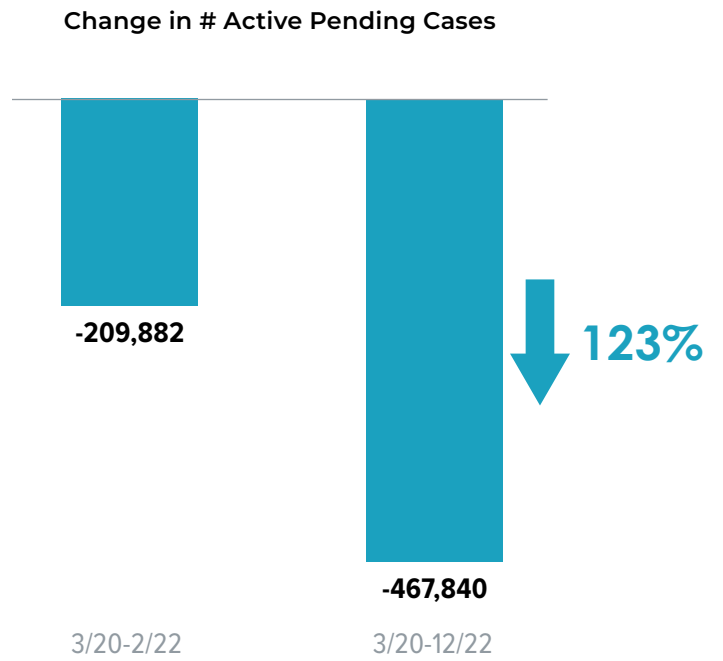
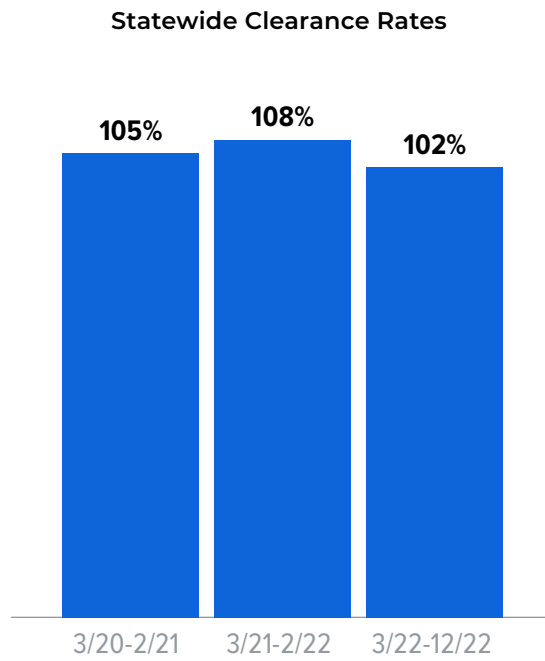
During the pandemic period criminal case clearance rates exceeded 100 percent and improved in the second year. Since March 2022 the clearance rate declined slightly but still remained above 100 percent. Due to excellent clearance rates as well as declines in new filings, the reduction in active pending criminal cases increased by 123 percent since March 2022.

The civil case clearance rate was very low in the first year but exceeded 100 percent in the second year. Since March 2022, the clearance rate fell to 85 percent, leading to 63 percent growth in the pandemic-related civil case backlog.

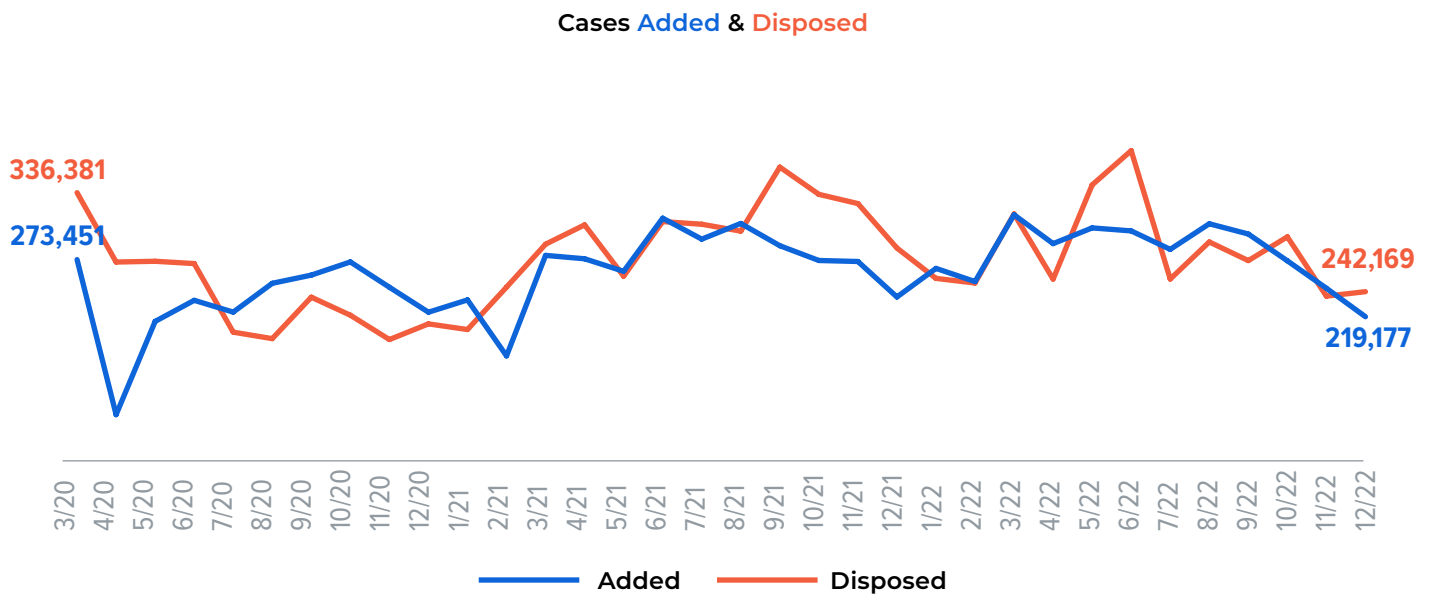


Criminal

(March 2020 - December 2022)



COURT-LEVEL TRENDS



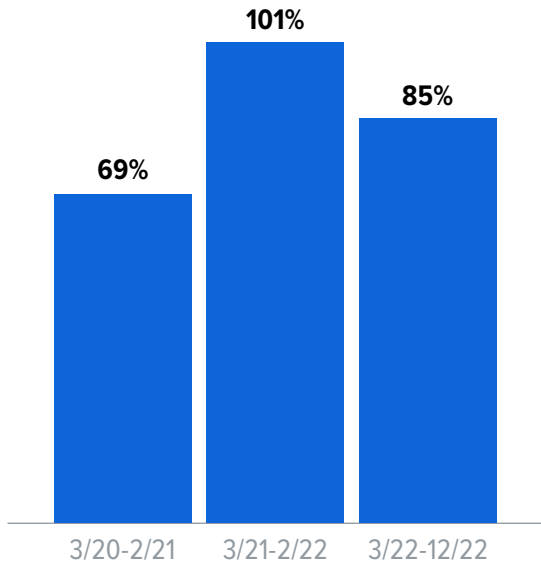
Municipal Courts

Civil

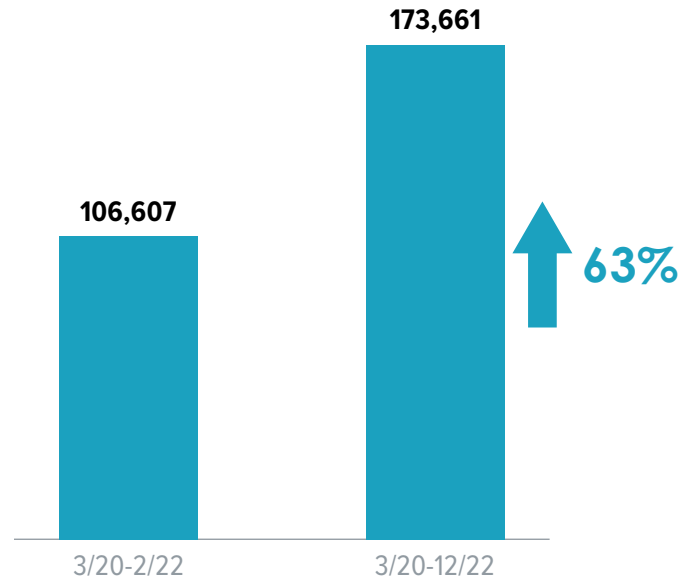
(March 2020 - December 2022)

COURT-LEVEL TRENDS

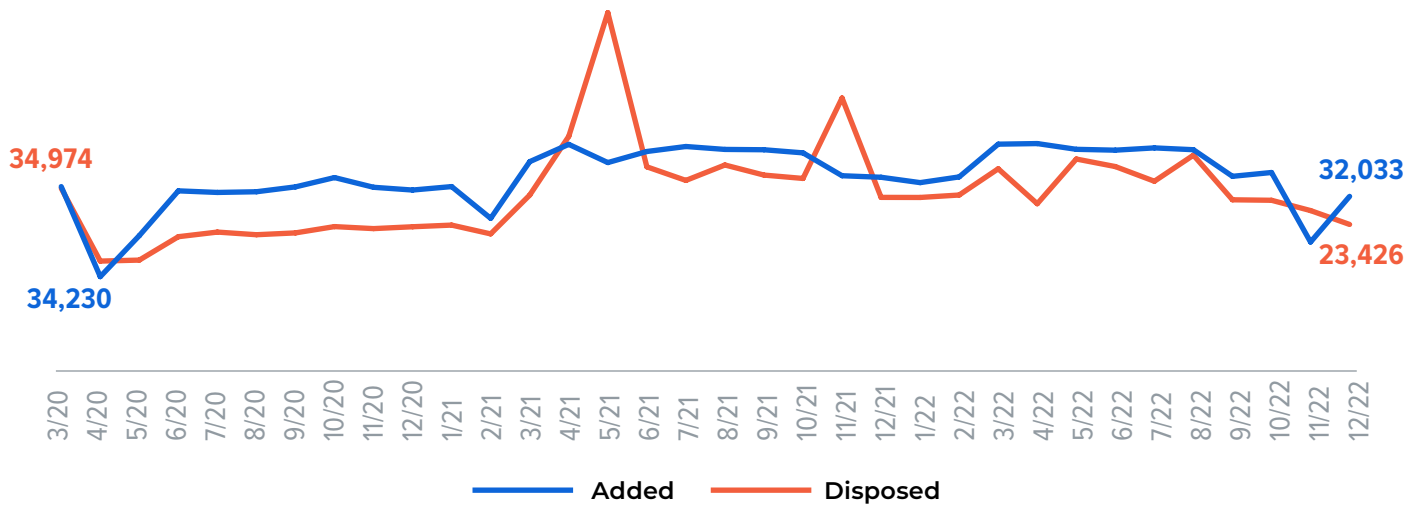
Statewide Clearance Rates



Change in # Active Pending Cases



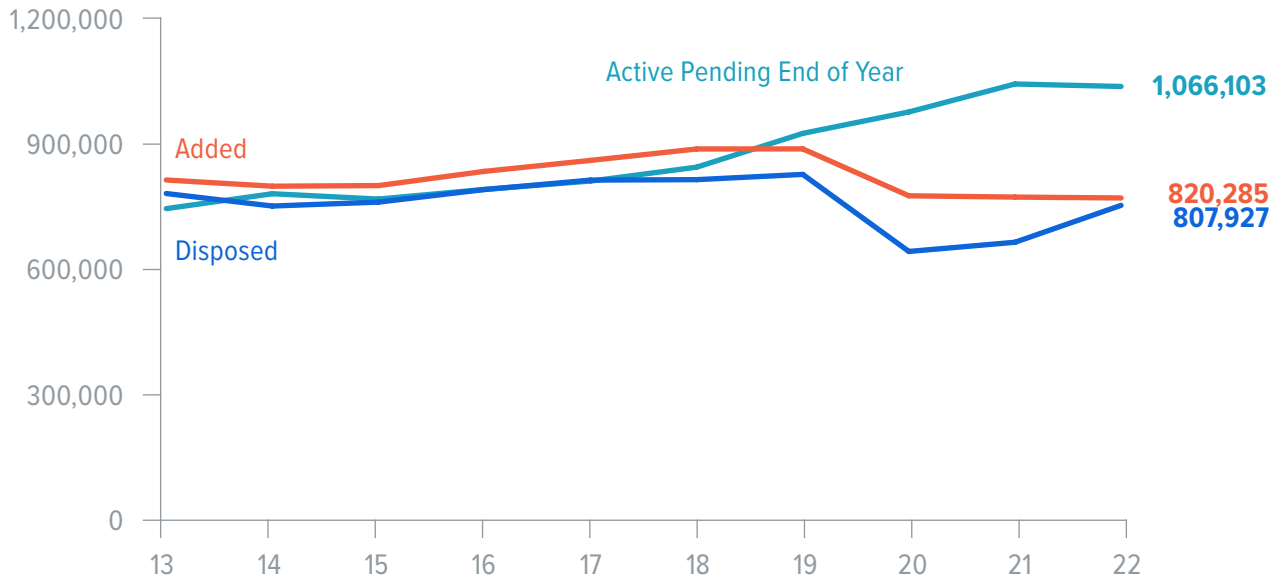
Cases Added & Disposed



District Courts

Cases Filed

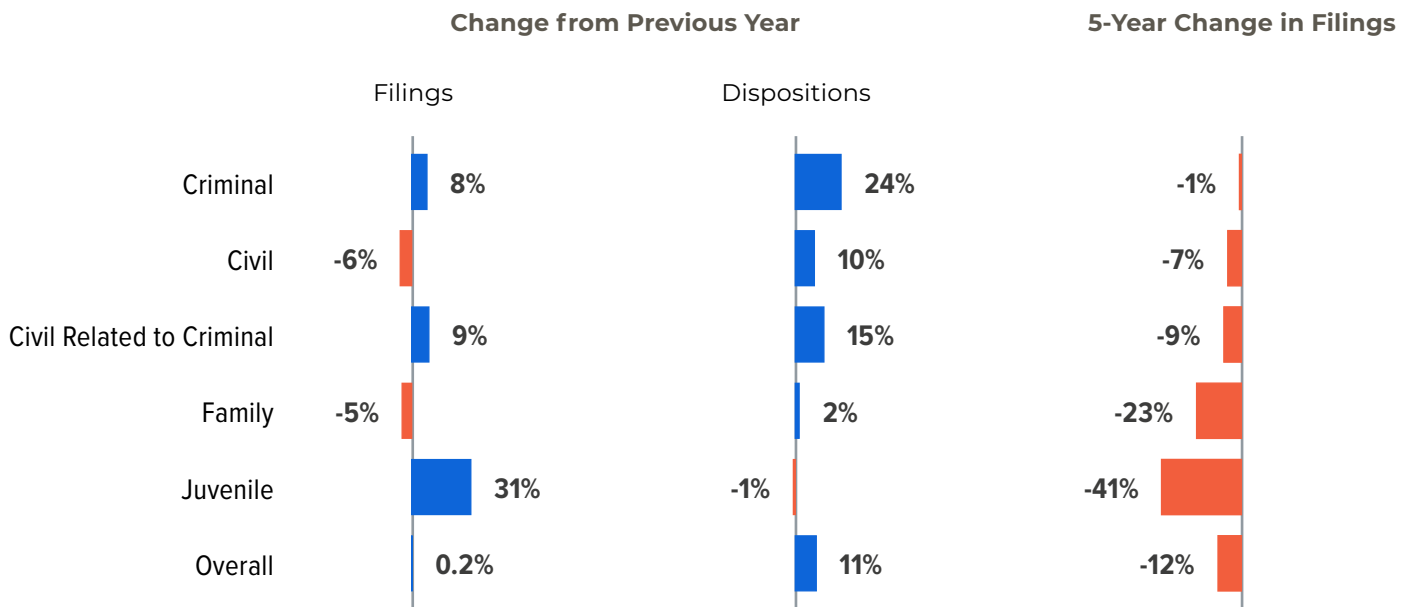
In 2022, filings in the district courts remained relatively unchanged from the previous year while dispositions increased by 11 percent to a level nearly equivalent to the level of filings. The number of active pending cases at the end of the year decreased by 0.5 percent.



COURT-LEVEL TRENDS

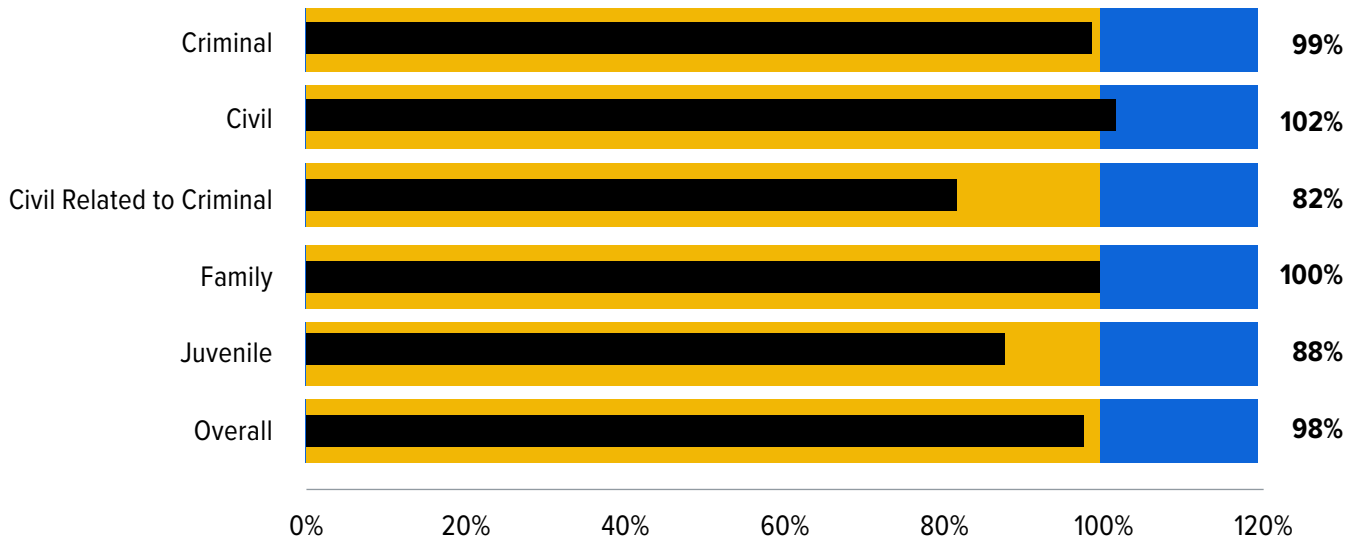
Change in Cases Filed

In 2022, filings increased in criminal, civil related to criminal, and juvenile cases while filings in civil and family cases declined. Despite increases in some case categories, filings in all case types were lower than the number of cases filed 5 years ago. Dispositions increased in all case types in 2022 except for juvenile cases.

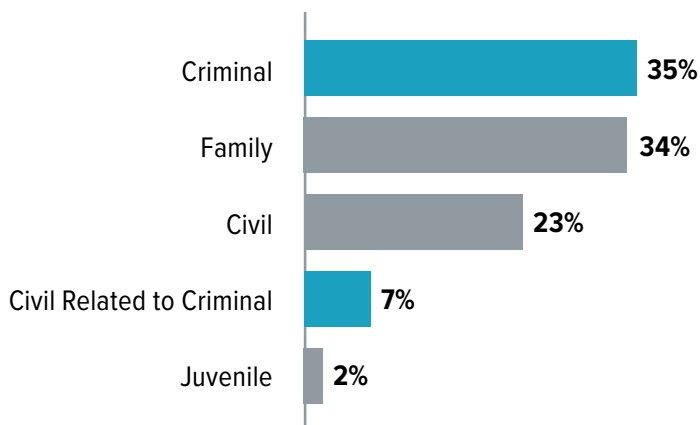


Clearance Rates

Clearance rates neared or exceeded 100 percent in criminal, civil and family cases, indicating that the district courts were disposing of as many cases as were added to the docket during the year. Clearance rates in civil cases related to criminal matters and juvenile cases were lower, resulting in a growing number of active pending cases in those categories.

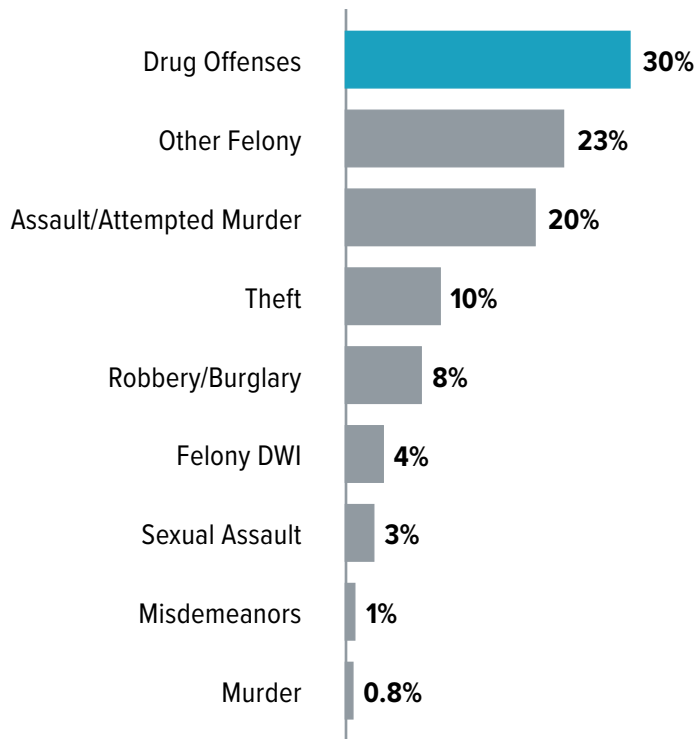


Criminal cases and civil cases related to criminal matters accounted for 42 percent of the more than 820,000 cases filed in district courts.

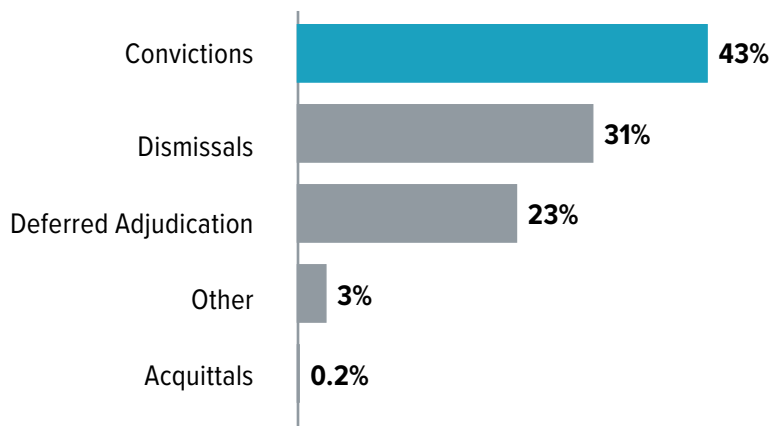


Criminal Cases

Drug cases accounted for 30 percent of the approximately 288,000 criminal cases filed, remaining consistent in its share of criminal caseload over the past 3 years.




Convictions accounted for 43 percent of the more than 238,000 criminal cases disposed (excluding motions to revoke probation or community supervision).



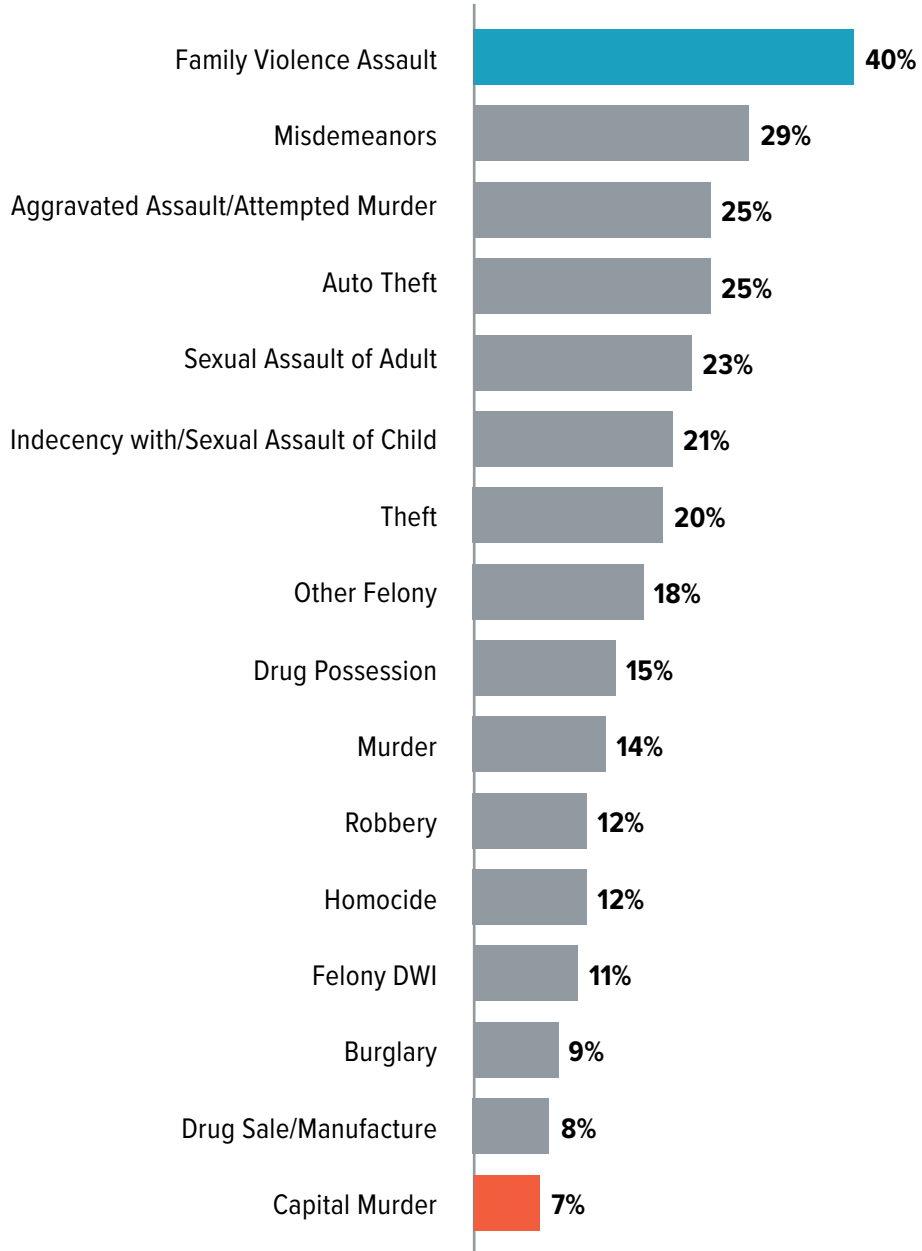
Most convictions resulted from a guilty or no contest plea.



Most trials by judge and trials by jury resulted in conviction. Defendants were most likely to be acquitted after a jury trial.

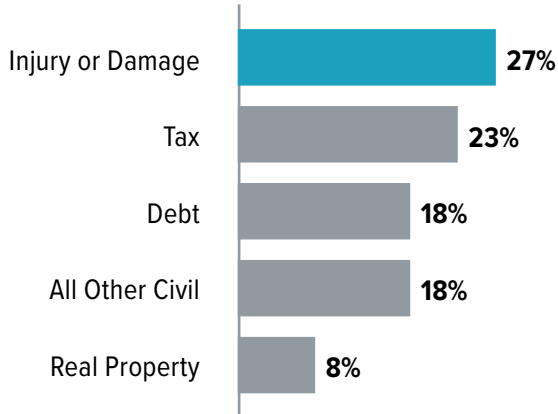


Acquittal rates by a jury were highest in cases involving family violence assault and lowest in capital murder cases.

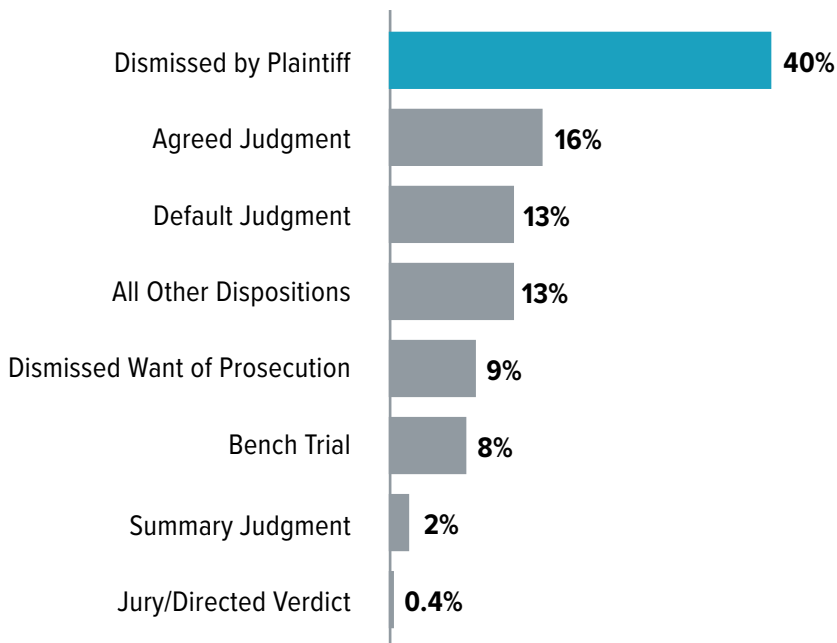


Civil Cases

Injury or damage cases accounted for 27 percent of the more than 186,000 civil cases filed in 2022, not including the almost 56,000 civil cases related to criminal matters filed that same year. Seventy-five percent of injury or damage cases involved a motor vehicle, down from a record high of 80 percent in 2021.

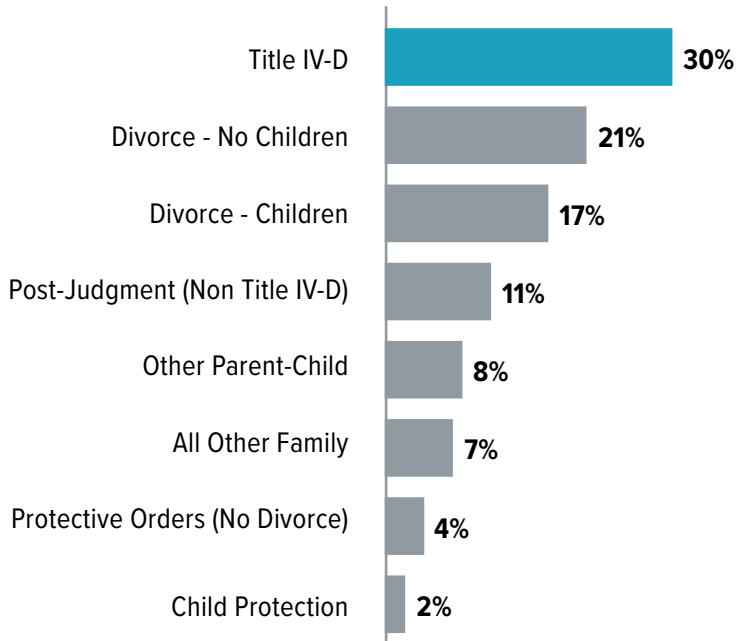


Excluding civil cases related to criminal matters, 40 percent of the nearly 190,000 cases disposed of were dismissed by the plaintiff.

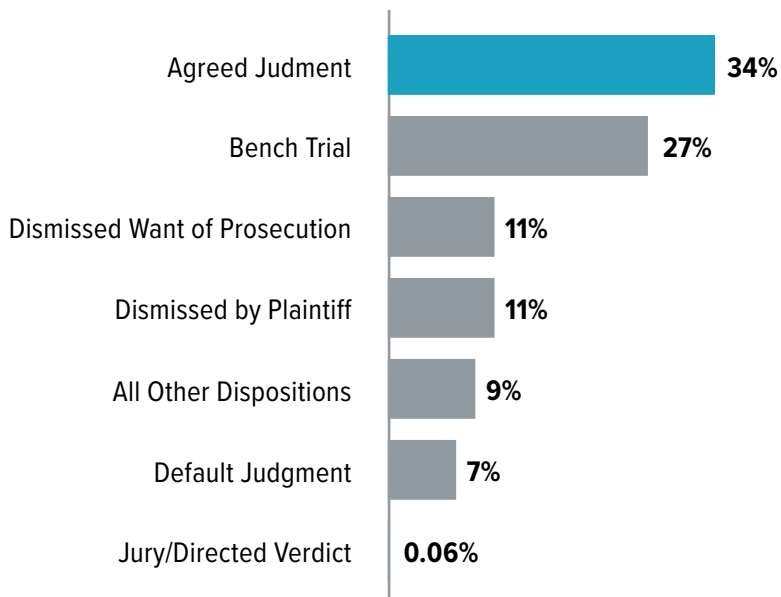


Family Cases

Title IV-D (child support) cases accounted for 30 percent of the more than 276,000 family cases filed, down from 39 percent of family caseload in 2019 and a new record low.

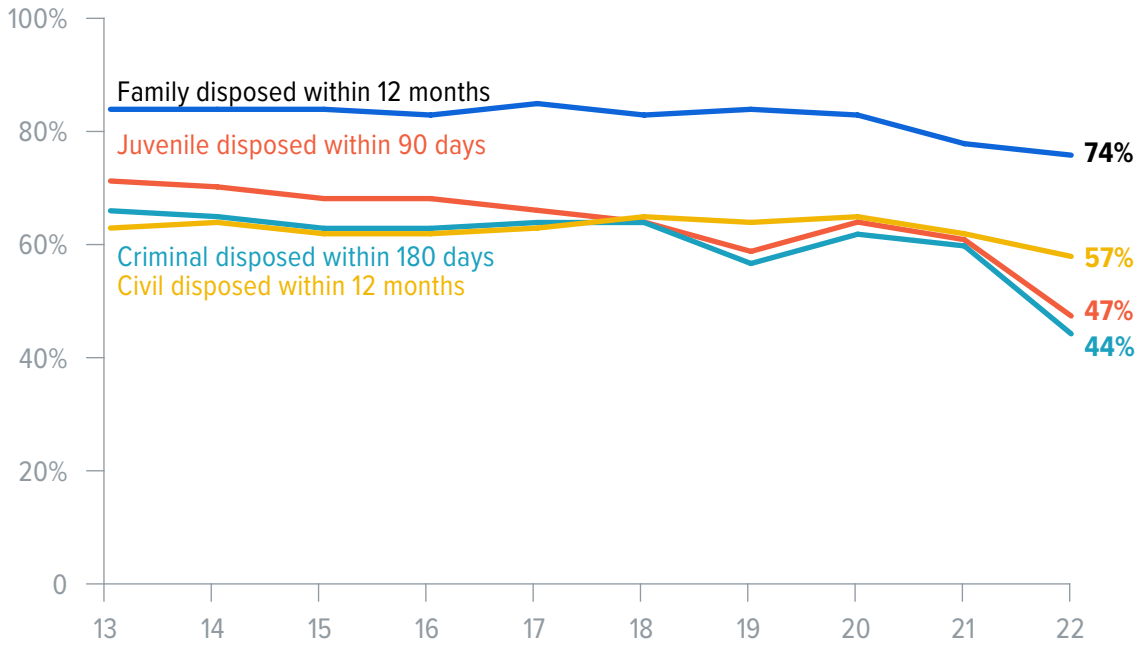


Agreed judgments accounted for the largest share of the almost 277,000 family cases disposed.



Case Processing Times

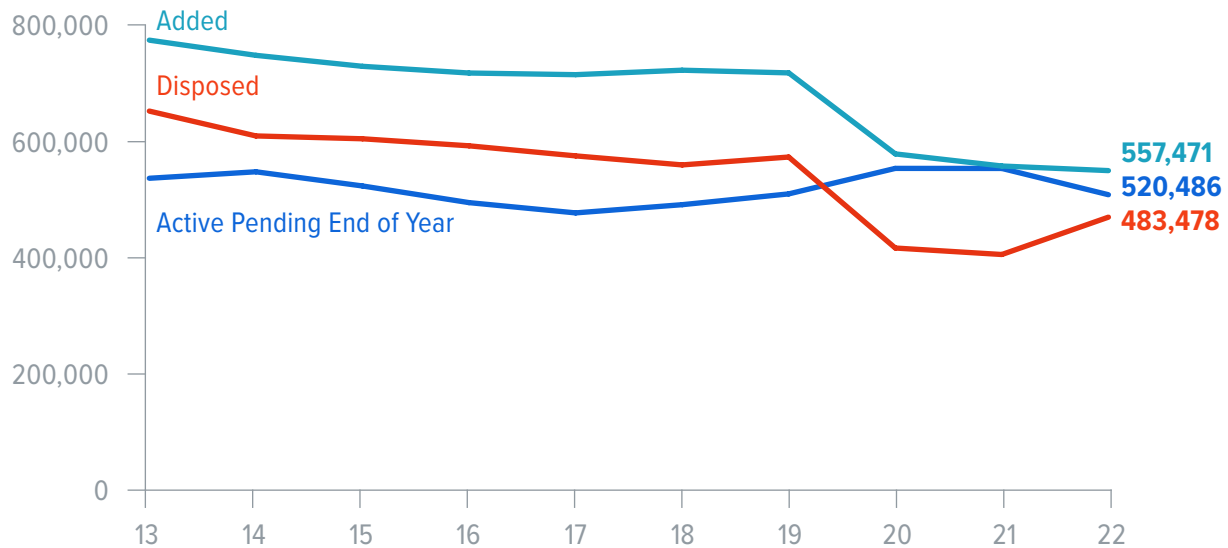
The percentage of family and civil cases disposed within 12 months declined from the previous year, as did the percentage of juvenile cases disposed within 90 days and criminal cases disposed within 180 days.



COURT-LEVEL TRENDS

Statutory County Courts Caseload and Outcomes

Filings decreased slightly by 1 percent. After two years of declines, dispositions increased by 15 percent in 2022, leading to an 8 percent decline in cases pending at the end of the year.

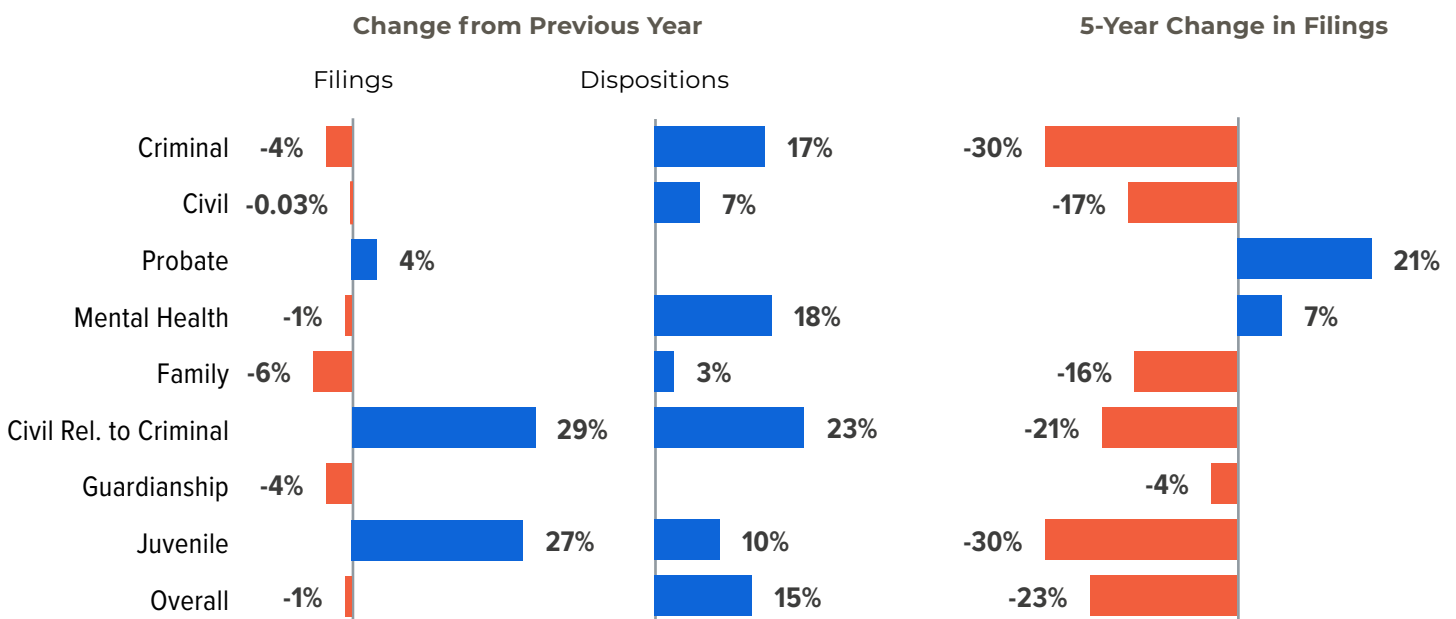


Probate and mental health case dispositions and pending cases not included.

COURT-LEVEL TRENDS

Change in Cases Filed

In 2022, dispositions rose across all case types over the previous year's totals. Filings decreased slightly in most case types but increased by almost 30 percent in juvenile cases and civil cases related to criminal matters. Despite these increases, filings remained down substantially relative to 2018 in all areas except probate and mental health.

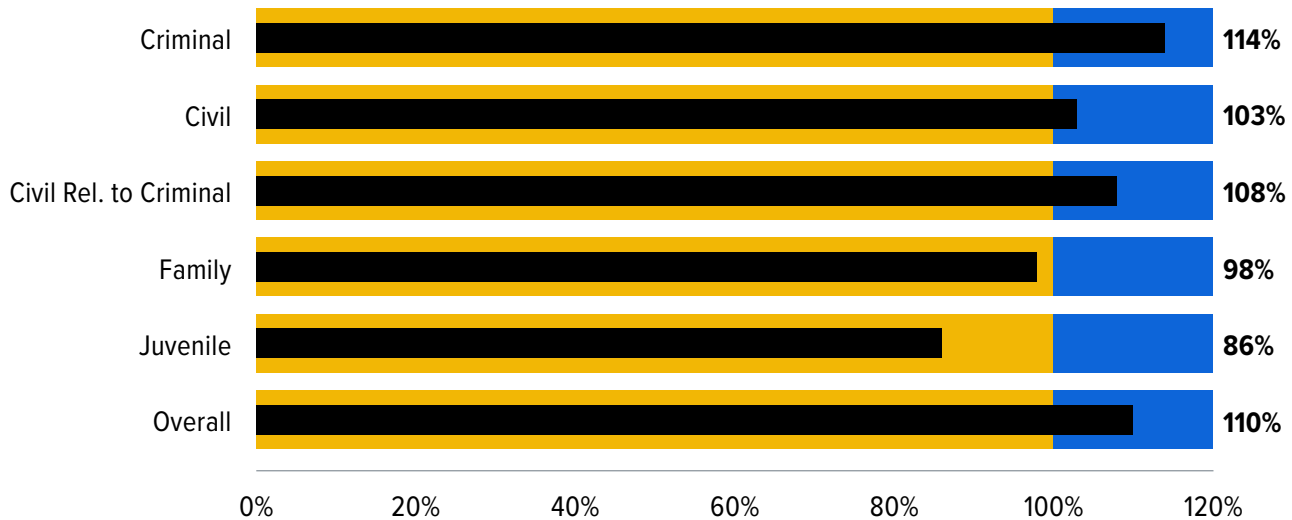


* Data on probate and guardianship case dispositions are not collected

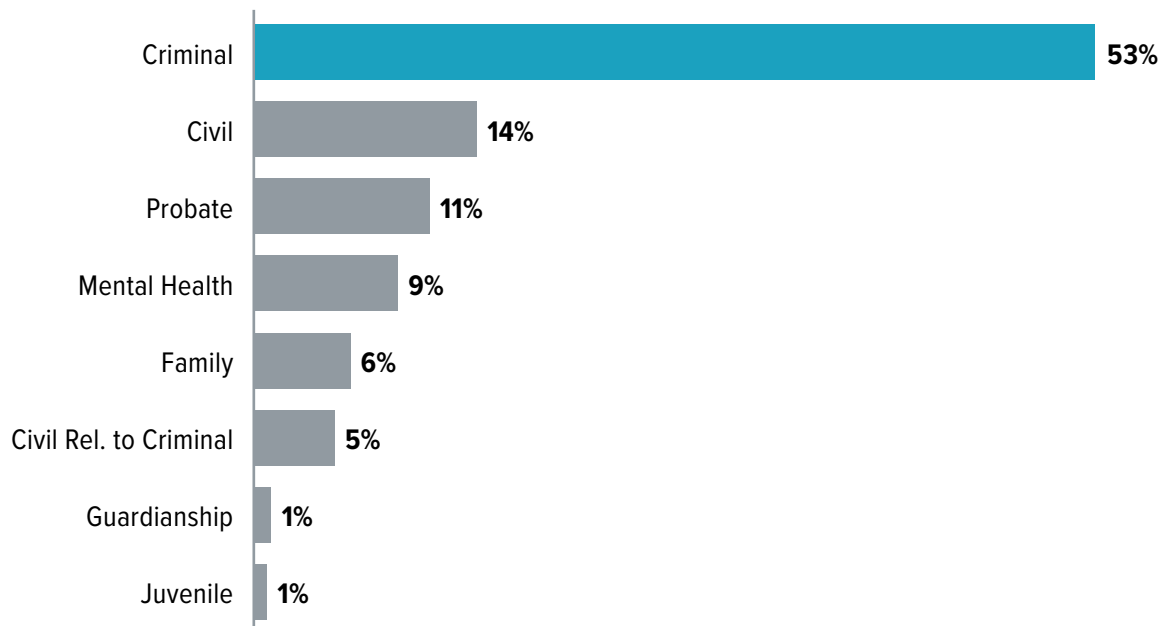
Clearance Rates

Nearly all case types exceeded a 100 percent clearance rate in 2022. Family cases came close at 98 percent, and only juvenile case clearance rates remained below 90 percent. Compared to 2021, when all but civil cases related to criminal matters failed to reach 100 percent, the high clearance rates indicated that courts were making progress in addressing case backlogs.

COURT-LEVEL TRENDS

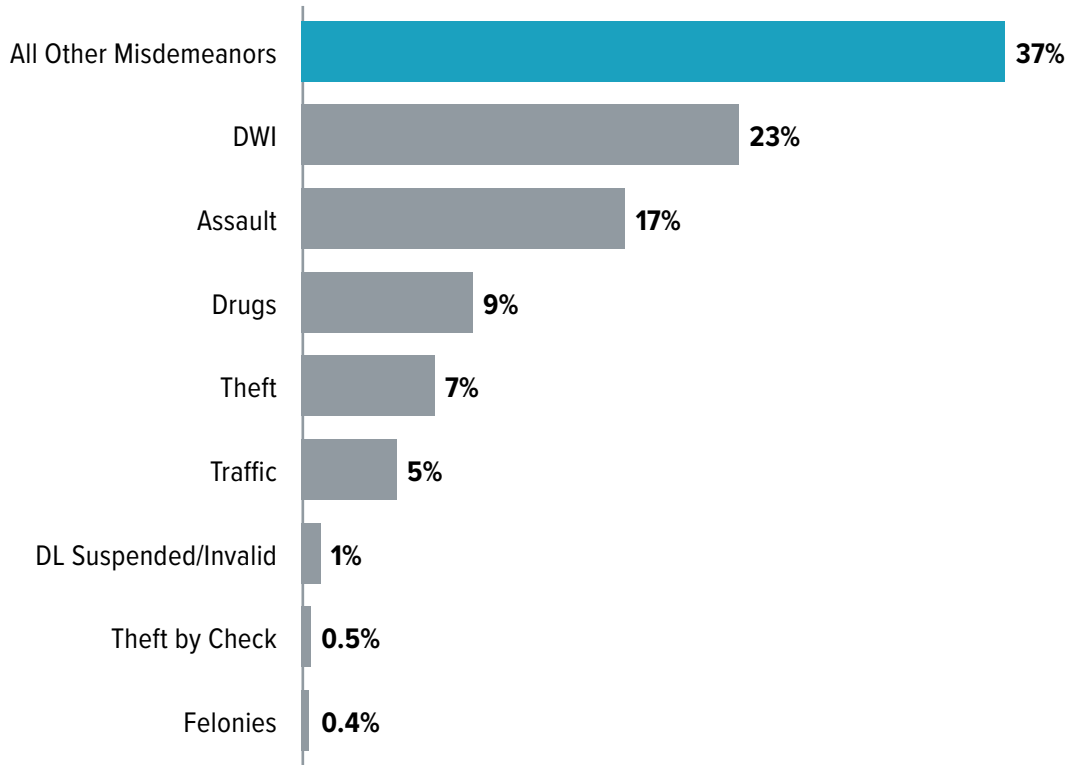


A majority of the approximately 557,000 cases filed in statutory county courts were criminal cases, continuing a steady downward trend over the past decade from nearly two-thirds of all cases to just over half. All other case types stayed roughly the same as in 2021, with a slight decrease in family cases and a slight increase in civil cases related to criminal matters.

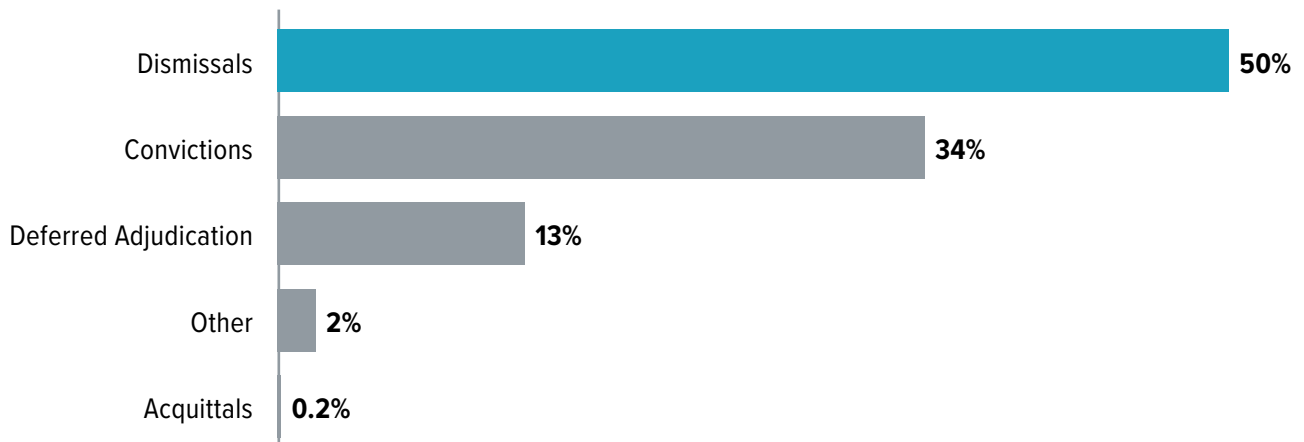


Criminal Cases

"All other misdemeanor" cases accounted for over a third of the nearly 294,000 criminal cases filed.



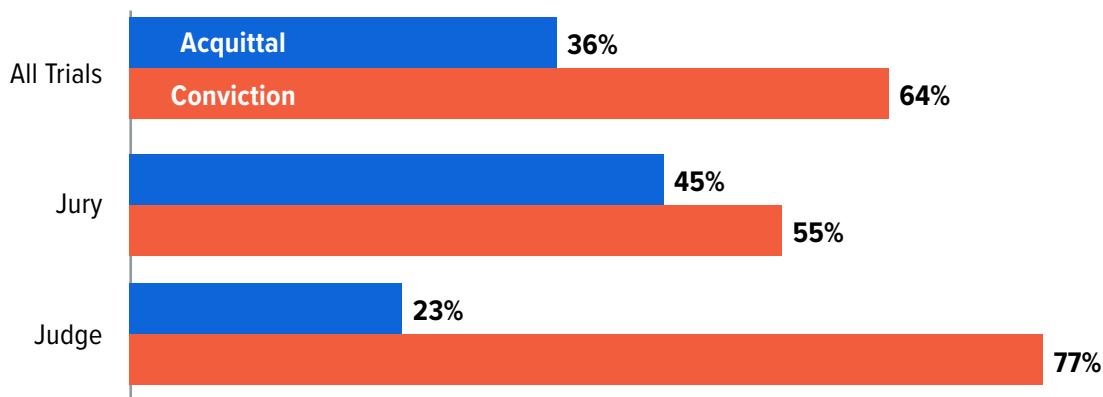
Of more than 320,000 criminal cases disposed in 2022, fully half were dismissed--up considerably from a 37 percent dismissal rate compared to 5 years ago. Conversely, only around a third of 2022 cases ended in conviction – down from 45 percent in 2018.



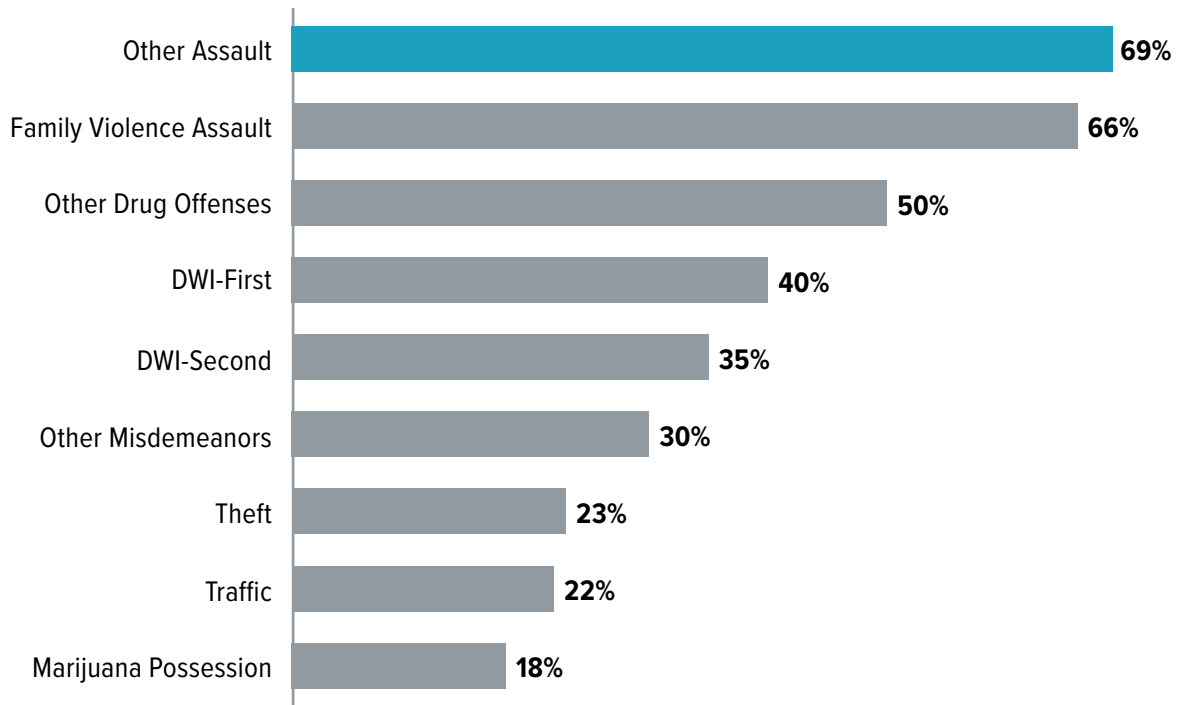
Most convictions resulted from a guilty or no contest plea. Less than 1 percent of cases were disposed of by trial by judge, and only 0.4 percent were disposed of by jury trial.



Overall, 64 percent of trials resulted in conviction – down from 81 percent in 2021. Defendants were more likely to be acquitted in jury trials than in trials by judge. Jury trial conviction rates remained roughly the same as the previous year, but judge conviction rates dropped from 91 to 77 percent.

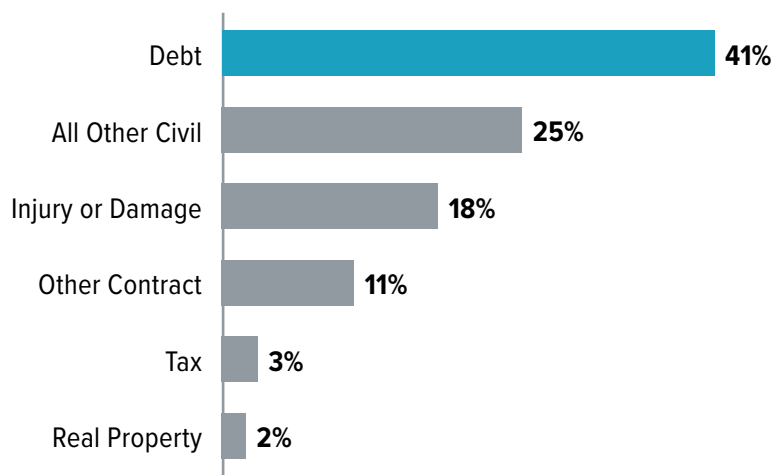


Acquittal rates by a jury were the highest in non-family violence (“other”) assault cases and lowest in marijuana possession cases.

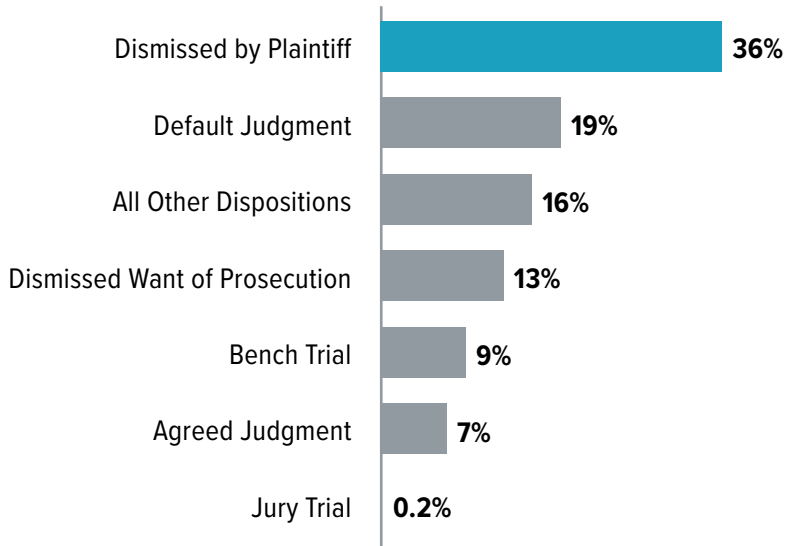


Civil Cases

Excluding the more than 25,000 civil cases related to criminal matters (i.e., bond forfeiture, occupational license, nondisclosure, and other matters), debt cases accounted for more than 40 percent of all civil cases filed.

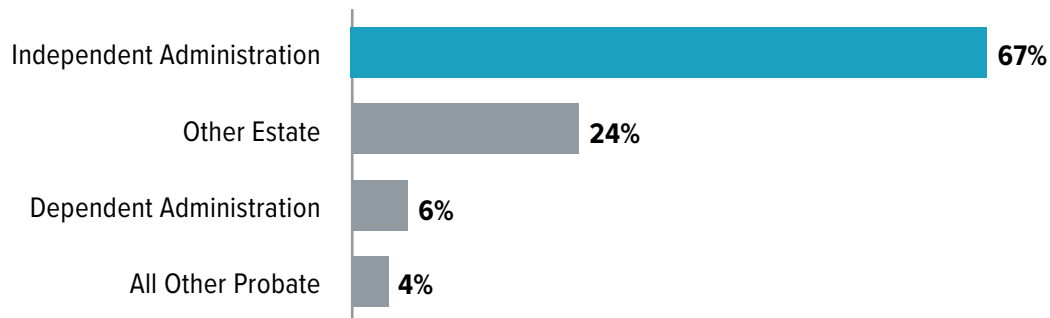


More than one-third of approximately 81,000 cases disposed of were dismissed by the plaintiff, and nearly one-fifth resulted in a default judgment.



Probate and Guardianship Cases

More than two-thirds of the nearly 63,000 probate cases filed were estate cases involving an application for independent administration.

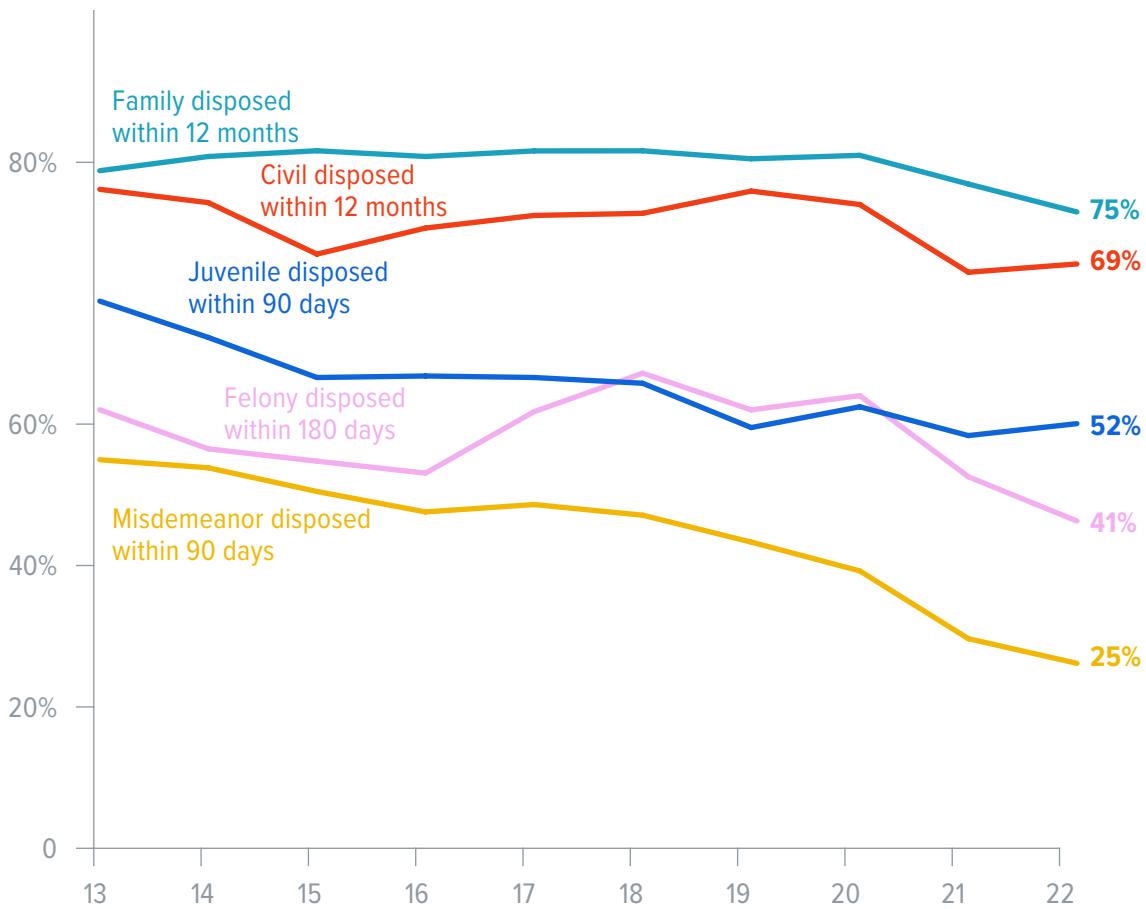


Most of the more than 8,000 guardianship cases filed related to the guardianship of an adult.



Case Processing Times

In 2021, the number of cases disposed of within the recommended timeline dropped across all case types. This trend continued in 2022 for family cases, as well as felony and misdemeanor cases. Civil and juvenile cases, however, saw an increase in timely dispositions over the previous year.

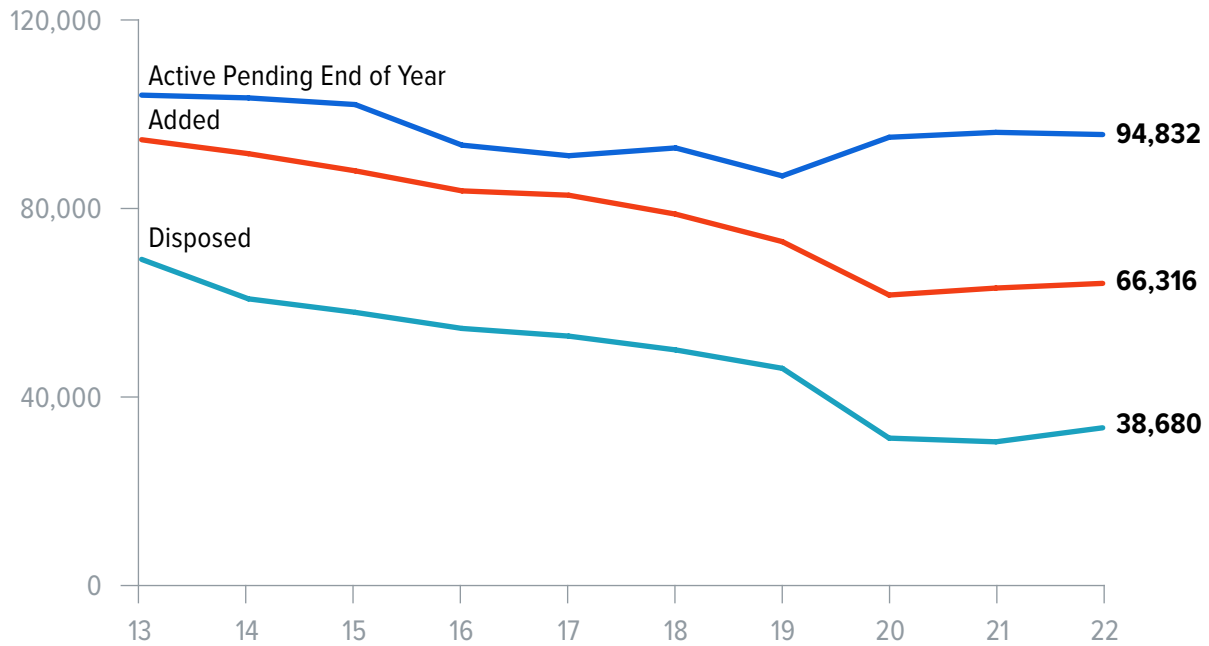


Constitutional County Courts

In 2022, the county judge in 43 counties either had no judicial function or assisted only on an as-needed basis with cases filed in another court.

Caseloads and Outcomes

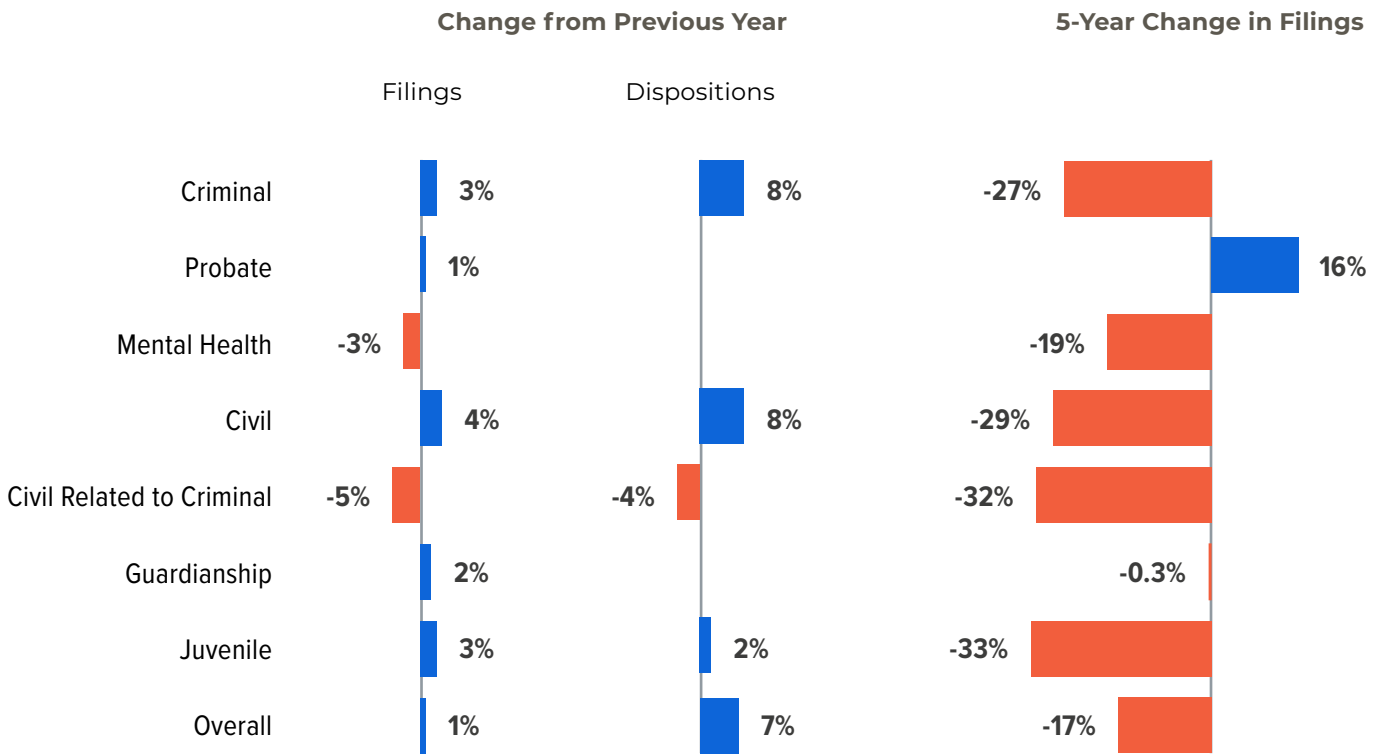
After a steady trend of declines over the past 9 years, filings of criminal, civil, and juvenile cases increased by 2 percent in 2022. Dispositions rose by 7 percent, resulting in almost a half-percent decrease in cases pending at the end of the fiscal year.



Dispositions and pending cases for probate, guardianship, and mental health cases not included in graph.

Change in Cases Filed

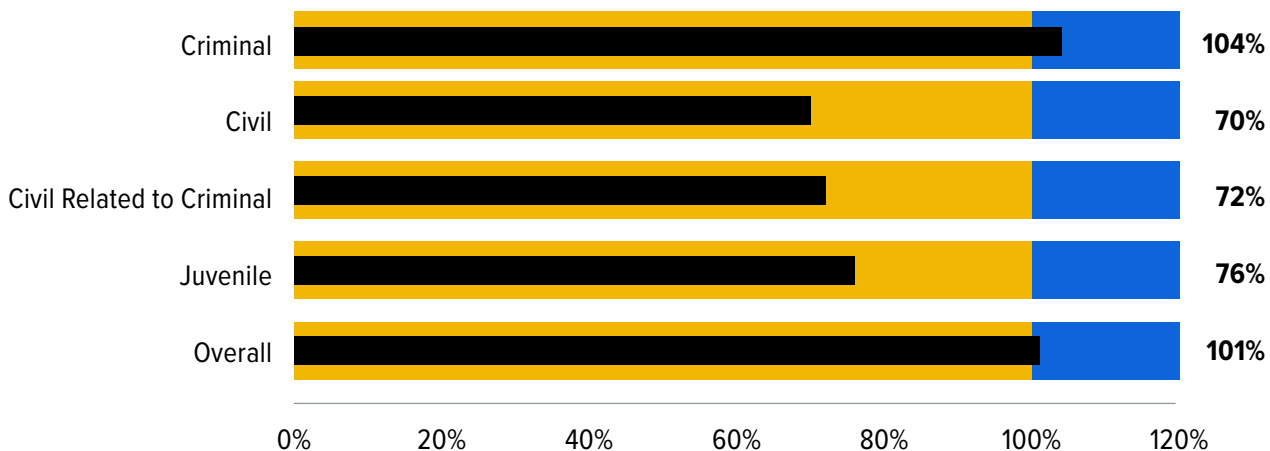
In 2022, filings saw marginal increases in every case category except for mental health and civil cases related to criminal matters. Dispositions also increased in every category besides civil cases related to criminal matters. Despite increases in 2022, filings continued longer-term overall downward trend in all case types except probate, which increased by 16 percent in the last five years, and guardianship which remained mostly steady.



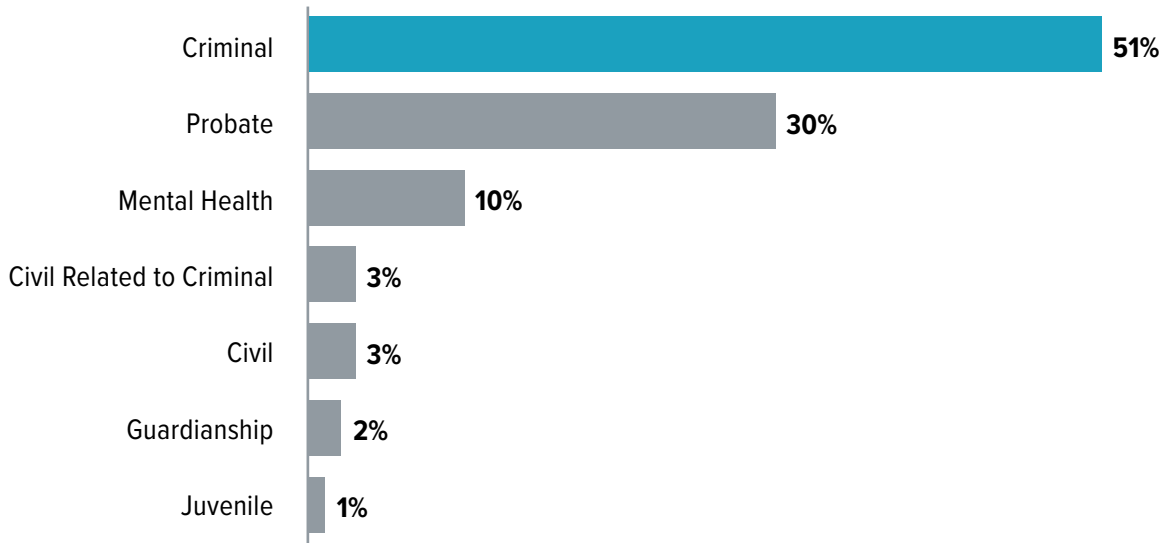
* Data on probate and guardianship case dispositions are not collected.

Clearance Rates

The clearance rate for criminal cases increased from 99 percent in the previous year to 104 percent, bringing the overall case clearance rate to 101 percent. Although other case types had lower clearance rates, all but juvenile cases improved over 2021. While courts slightly reduced their criminal case backlogs, non-criminal case backlogs continued to grow.

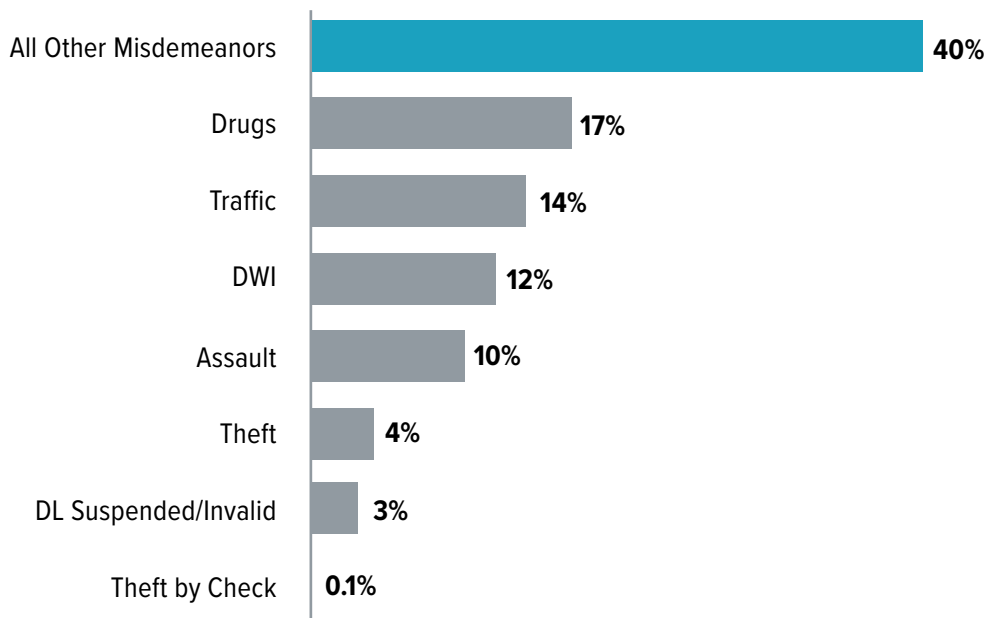


The majority of the more than 66,000 cases filed in constitutional county courts were criminal cases.

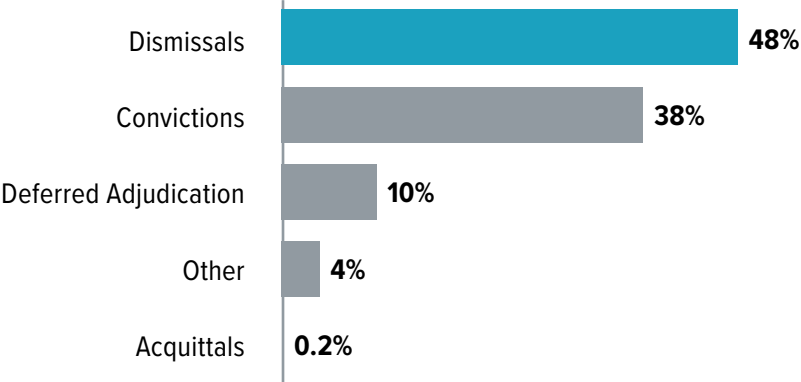


Criminal Cases


“All other misdemeanor” cases accounted for 40 percent of the more than 34,000 misdemeanor cases filed. Of the more specific case types, drug cases came in first at 17 percent, followed by traffic, DWI, and assault cases.



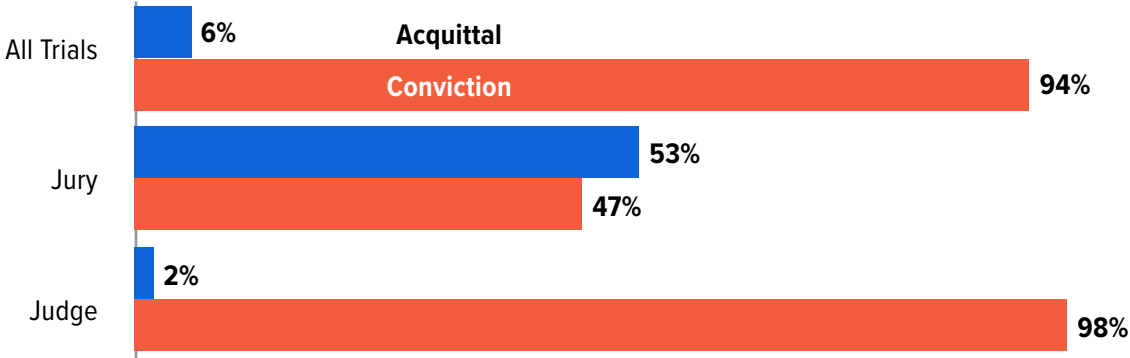
Almost half of the approximately 34,000 disposed criminal cases were dismissed (excluding motions to revoke probation or community supervision). This continued the 2020-2021 trend, which saw dismissal rates spike to 49 percent from an average of 42 percent for the previous decade. Conviction rates rose slightly from the 2021 rate of 34 percent.



Most convictions resulted from a guilty or no contest plea.



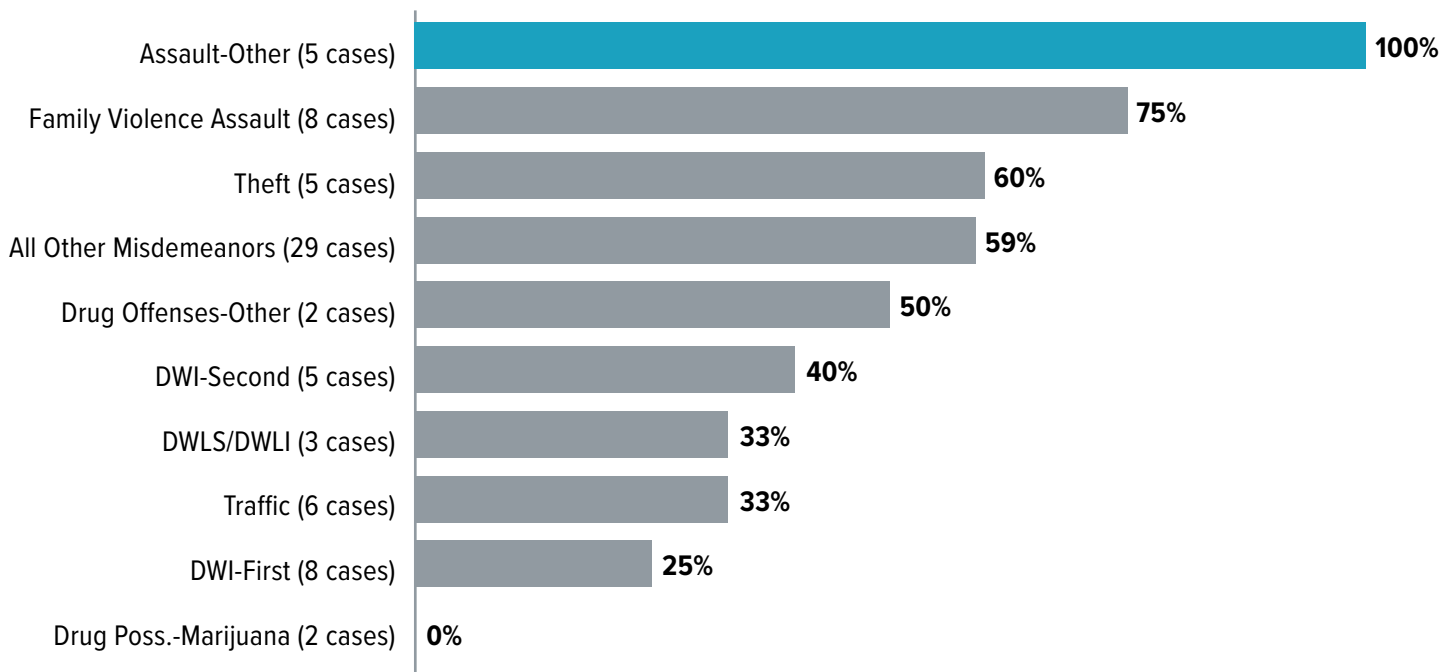
More than half of jury trials resulted in acquittal, while nearly all trials by judge resulted in conviction.



Acquittal rates by a jury were highest in assault cases, with 75 percent of family violence assault cases and 100 percent of all other assault cases resulting in acquittal. Acquittal rates were lowest for marijuana possession cases, both of which resulted in conviction.

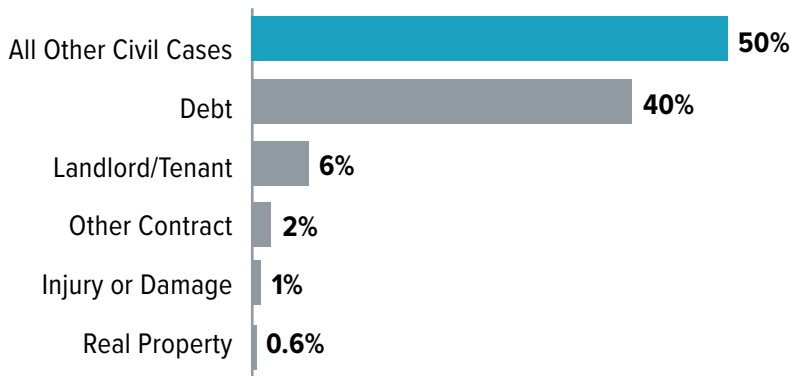
Though a higher percentage of second offense DWI cases resulted in acquittal than first DWI offense cases, both are based on two jury acquittals out of a total of five and eight cases respectively.

Percent of Jury Cases Acquitted

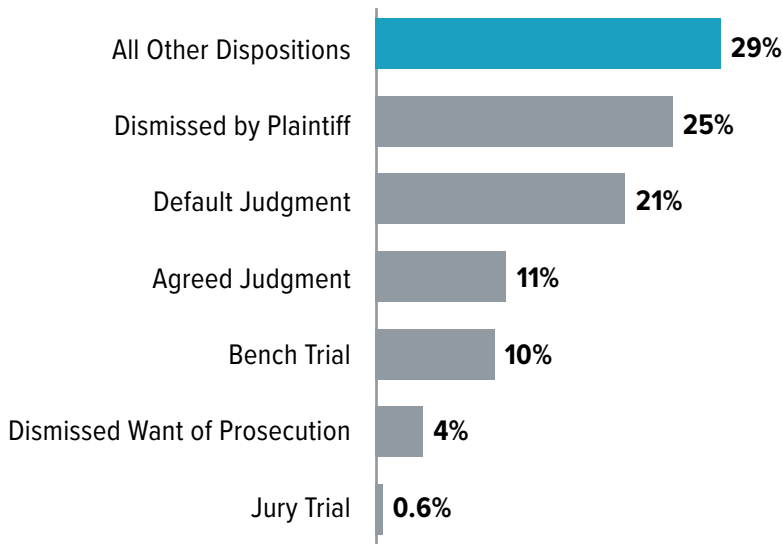


Civil Cases

Excluding the nearly 2,000 civil cases related to criminal matters (i.e., bond forfeiture, occupational license, and nondisclosure), half of the roughly 1,800 civil case filings remaining were classified as Other Civil. Debt cases accounted for most of the remaining half, at 40 percent of the caseload.

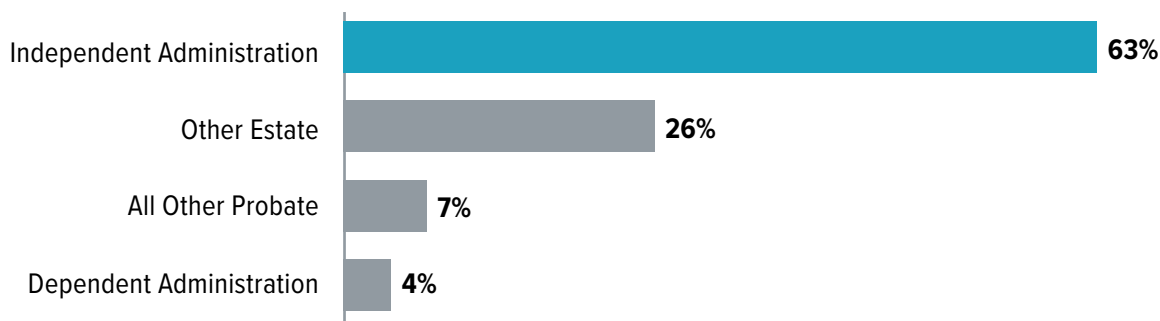


Excluding civil cases related to criminal matters, nearly 30 percent of cases disposed were reported under “all other dispositions,” a catch-all category. A quarter of civil cases in 2022 were dismissed by the plaintiff, and another 21 percent resulted in a default judgment. Fewer than 1 percent of cases proceeded to a jury trial.



Probate and Guardianship Cases

More than 60 percent of the more than 20,000 probate cases filed were estate cases involving an application for independent administration. The proportions for each case type remained largely consistent across the previous five-year period.

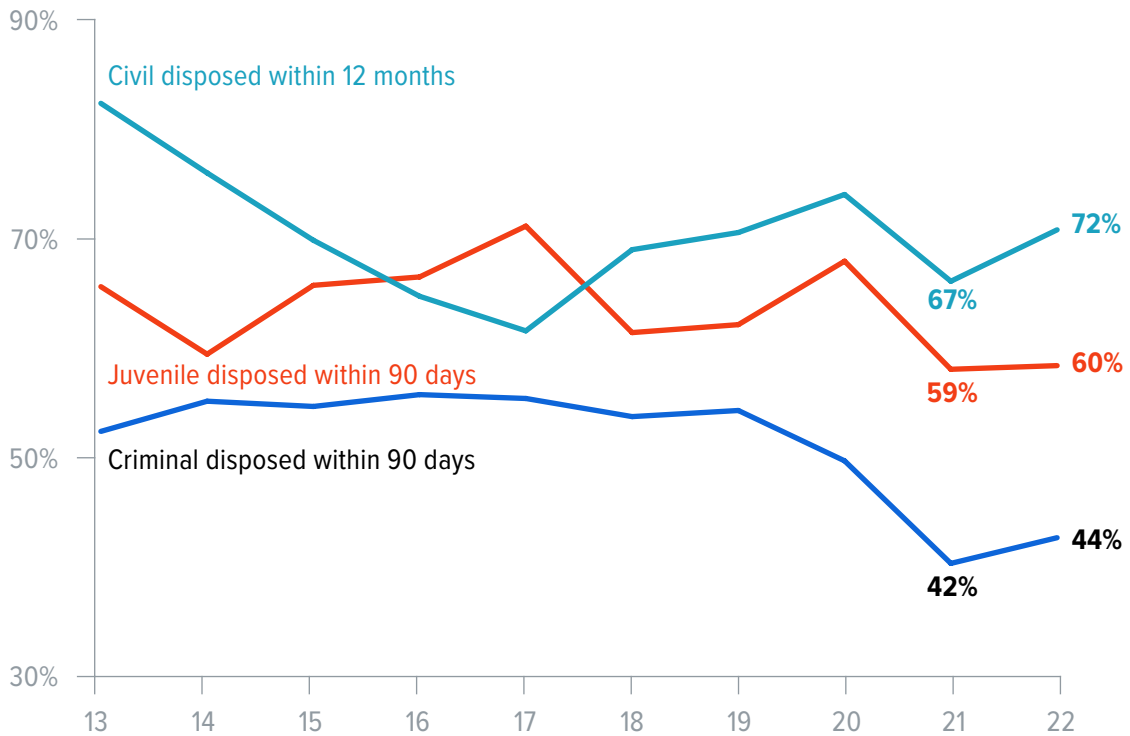


Most of the nearly 1,500 guardianship cases filed related to the guardianship of an adult.



Case Processing Times

The percentage of civil cases disposed within 12 months, as well as juvenile and misdemeanor cases disposed within 90 days, all declined significantly in 2021 but improved in 2022, particularly in civil cases.



Justice Courts

Caseload and Outcomes

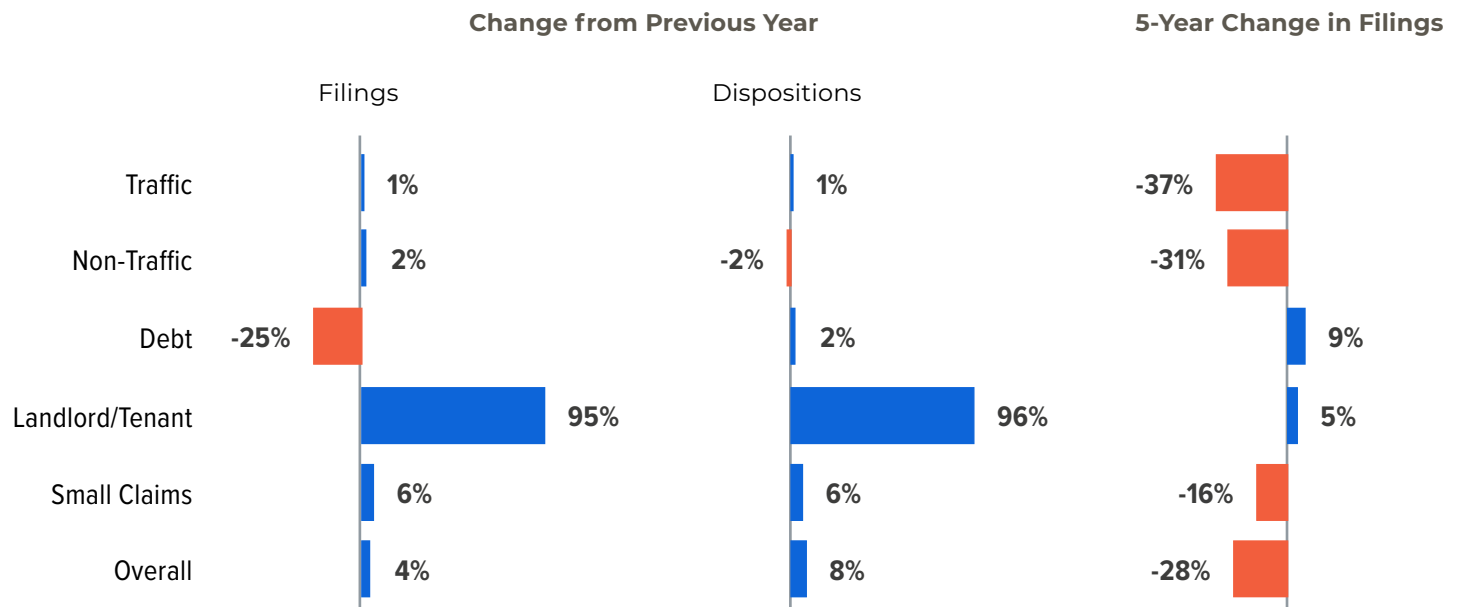
Filings and dispositions both rose for the first time since 2019, with the number of cases added increasing 4 percent from the previous year and dispositions up 8 percent. Active pending cases declined by 3 percent.



Change in Cases Filed

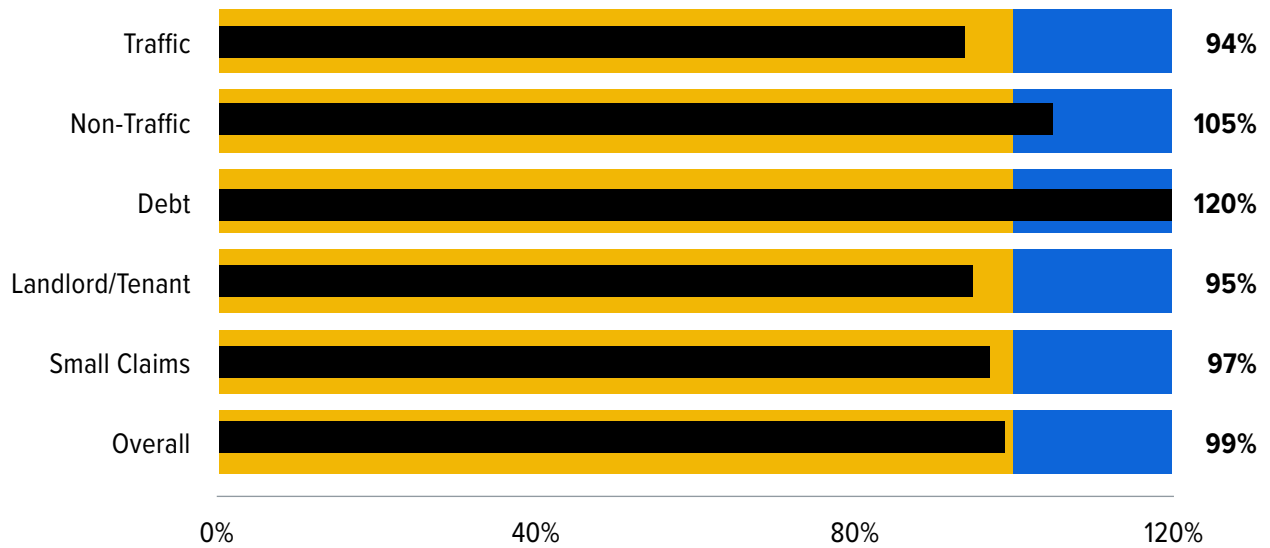
In 2022, filings increased in every category except debt cases, which dropped by 25 percent. While landlord/tenant case filings and dispositions nearly doubled from the previous year, 2021 levels had been unusually low due to pandemic-related restrictions. 2022 levels were roughly in line with numbers seen prior to 2020 – representing only a 5 percent increase compared to 2018.

Aside from increases in all but debt cases for 2022, filings were down by 28 percent compared to five years prior.

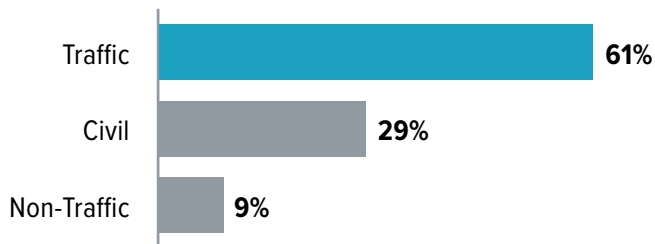


Clearance Rates

Clearance rates surpassed 100 percent in non-traffic misdemeanor and debt cases while clearance rates in the other case categories remained steady from the previous year. Debt cases saw the largest increase, up from an 88 percent clearance rate in 2021.

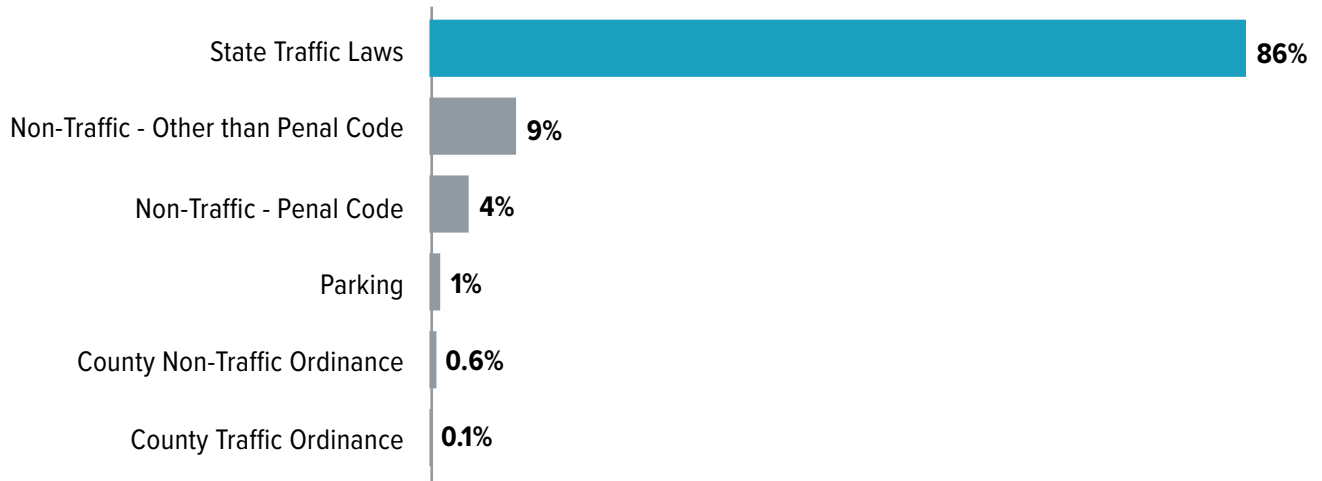


More than 60 percent of the roughly 1.9 million cases filed in justice courts were traffic-related misdemeanors.



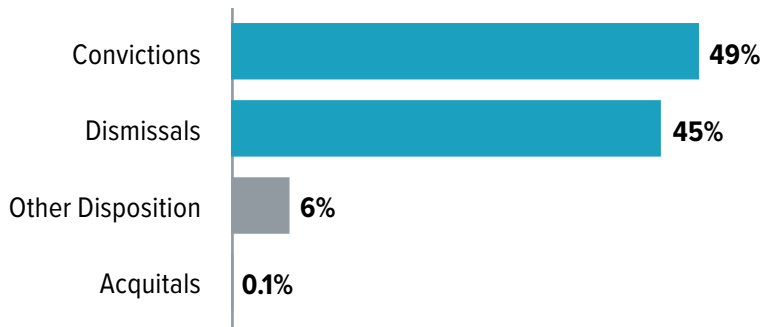
Criminal Cases

The vast majority of the approximately 1.3 million criminal cases filed in 2022 involved violations of state traffic laws.



Traffic Cases

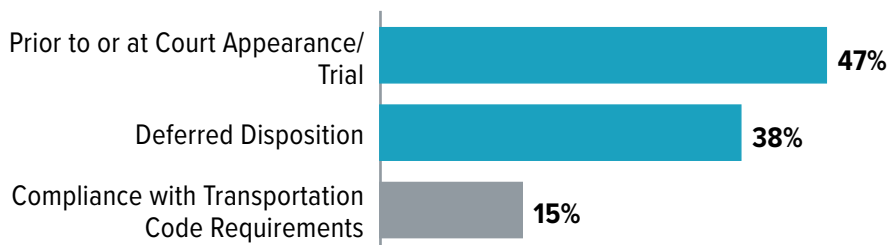
Nearly half of all traffic cases resulted in a conviction, and most of the remaining cases were dismissed. Only 0.1 percent of cases resulted in acquittal.



Most convictions were the result of an uncontested guilty or no contest plea or payment of a fine without a plea being entered prior to a court appearance or trial.

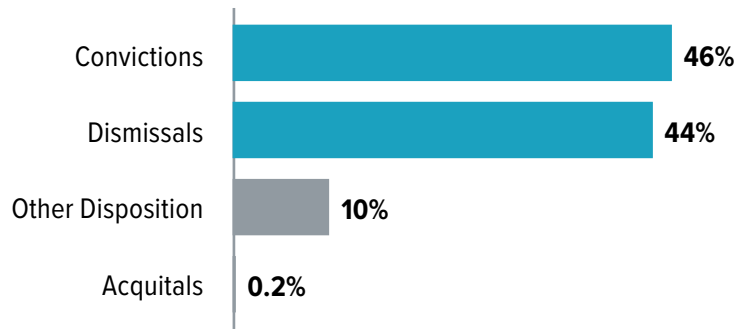


Nearly half of all dismissals occurred prior to or at the defendant's court appearance or trial. Nearly 40 percent resulted in dismissals after the defendant completed the requirements of a deferred disposition.



Non-Traffic Cases

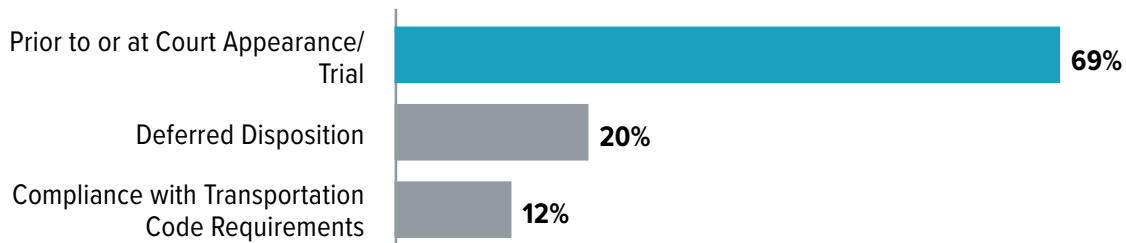
Almost half of non-traffic cases resulted in conviction, and another 44 percent resulted in dismissal.



Most convictions were the result of an uncontested guilty or no contest plea or payment of a fine without a plea being entered prior to a court appearance or trial.

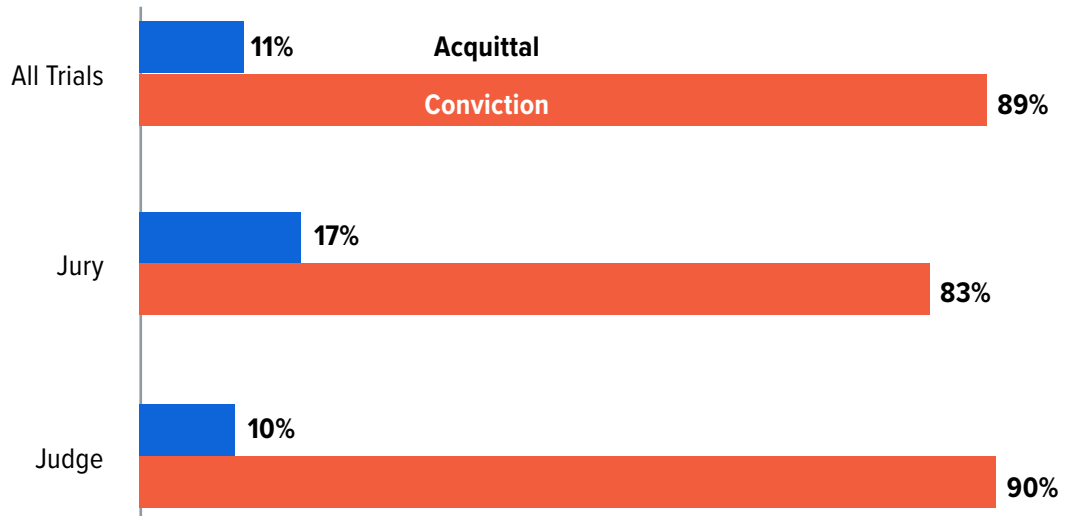


Almost 70 percent of dismissals occurred prior to or at the defendant's court appearance or trial.



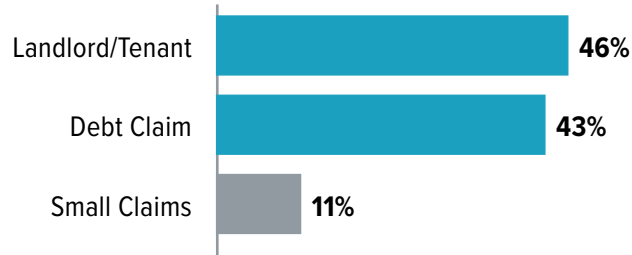
Trials

Most trials resulted in a conviction, though the acquittal rate was higher in cases tried by a jury.

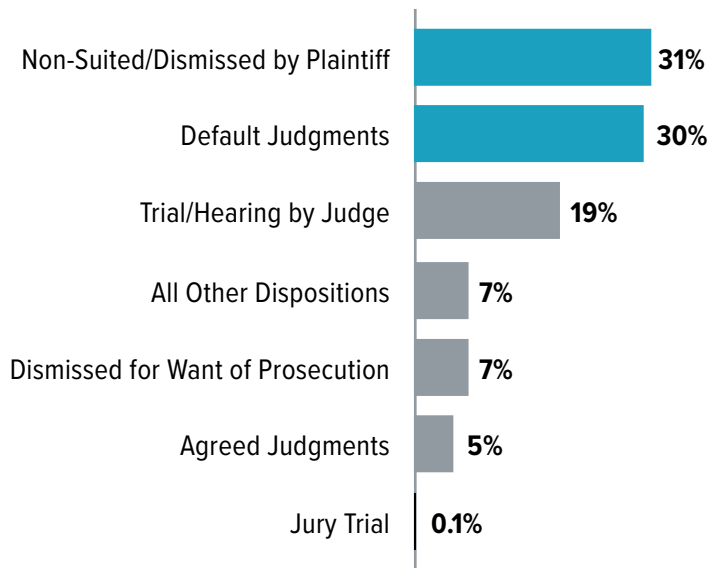


Civil Cases

Landlord/tenant cases surpassed debt cases for the first time since 2018, accounting for nearly half of approximately 550,000 civil cases filed in 2022.

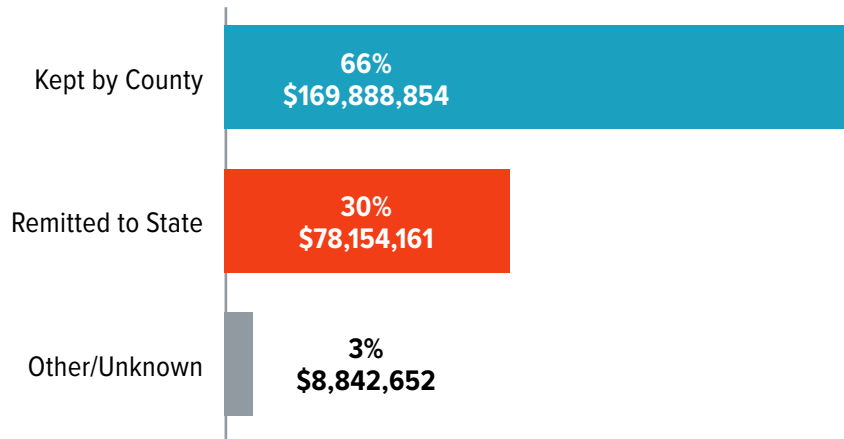


Civil cases were most frequently disposed of by dismissal of the case by the plaintiff or a default judgment.

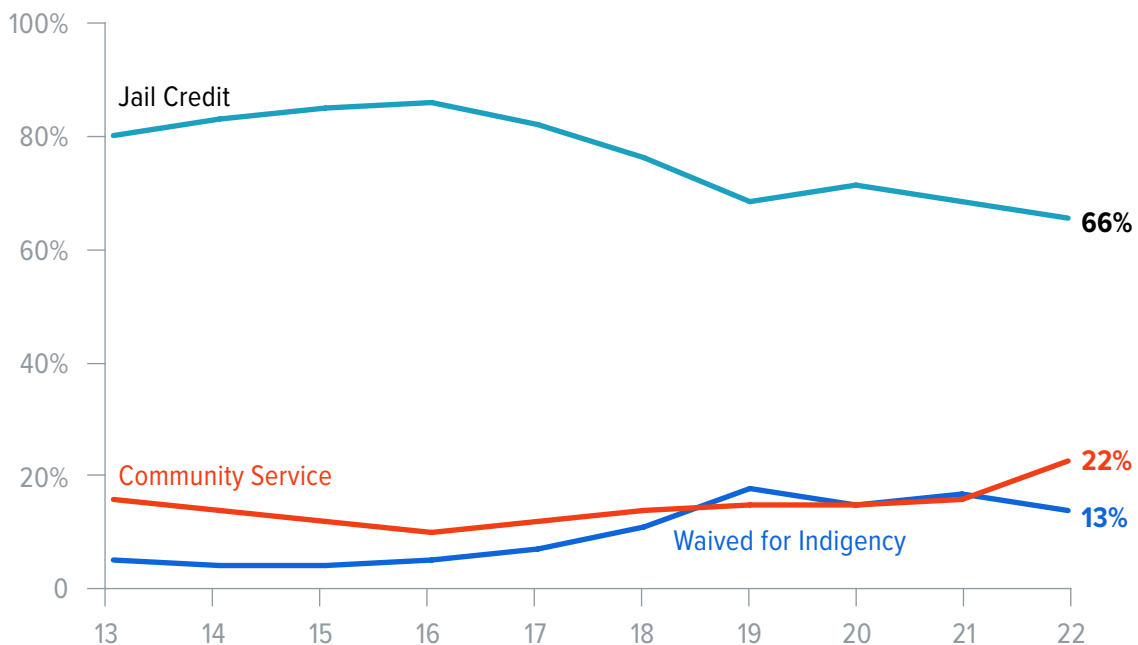


Satisfaction of Legal Financial Obligations

Approximately \$257 million in fines and court costs was collected by justice courts in 2022, two-thirds of which was retained by the counties.

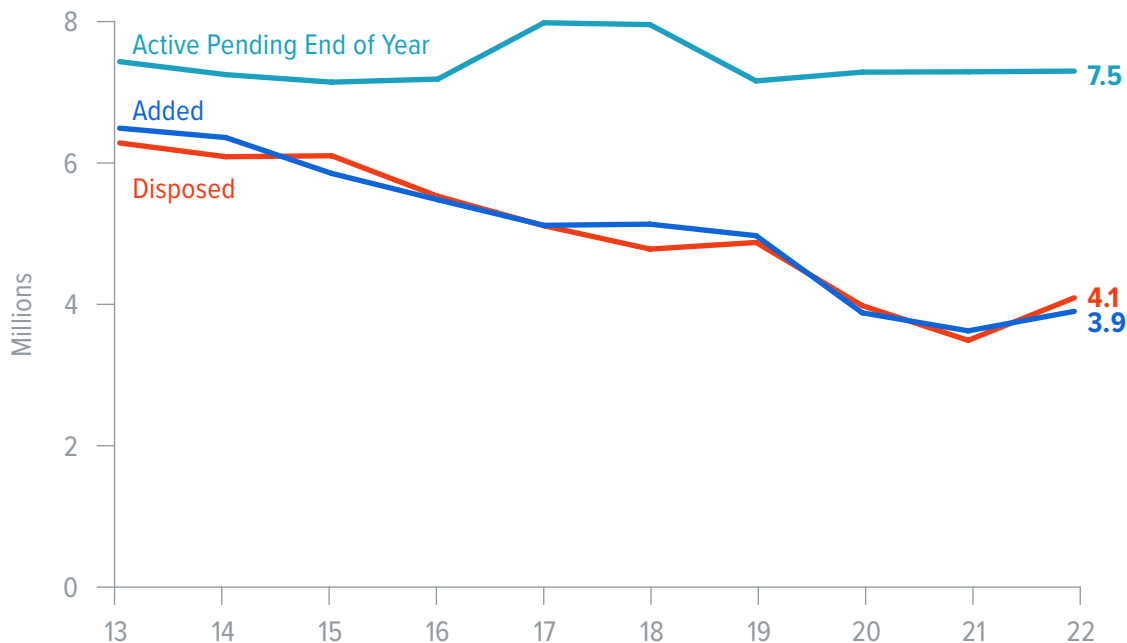


Satisfaction of fines and court costs by methods other than payment were reported in approximately 142,000 cases. In 66 percent of those cases, courts reported that credit for jail time served partially or fully satisfied the defendant's legal financial obligations, a slight decrease from the previous year. Satisfaction through community service, on the other hand, more than doubled compared to what was reported in 2021.



Municipal Courts

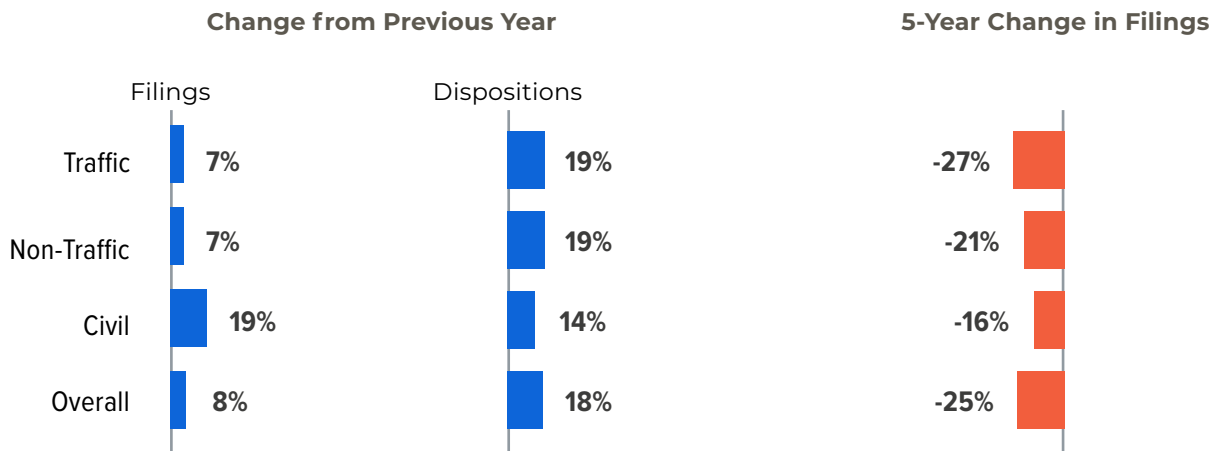
Filings rose 8 percent and dispositions increased by 18 percent in 2022. The number of active pending cases remained steady over the past 4 years.



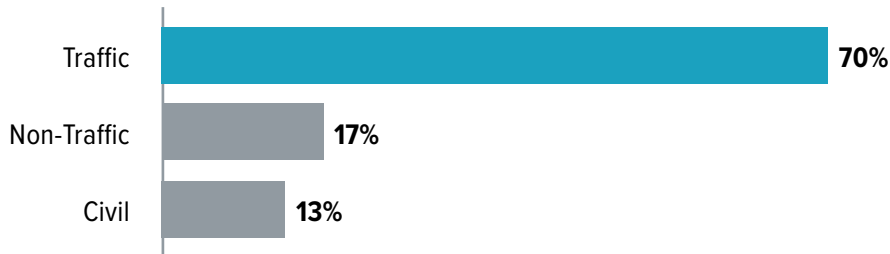
COURT-LEVEL TRENDS

Change in Cases Filed

While increases occurred in all case categories in 2022, filings remained substantially lower compared to 2018 levels.

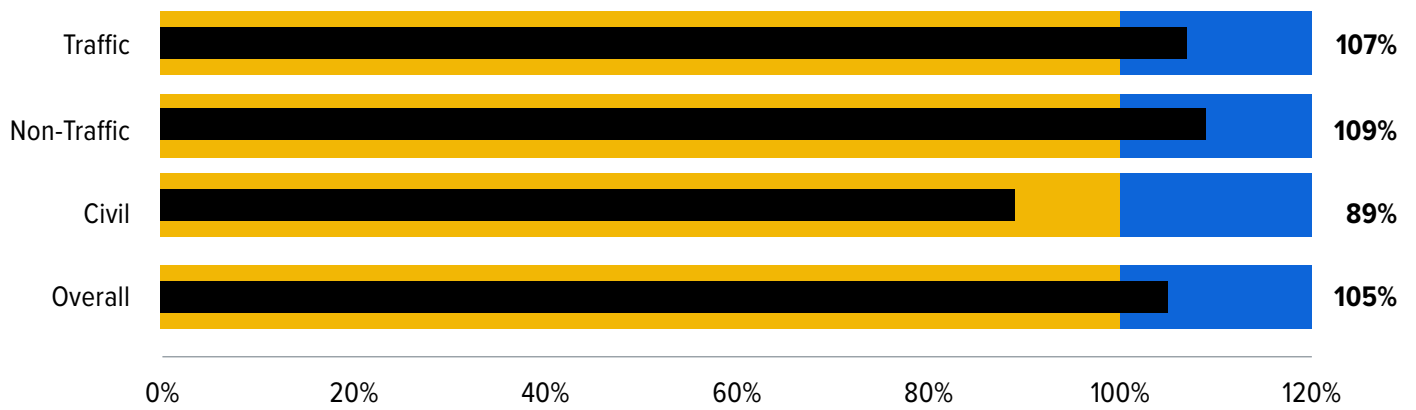


The majority of the nearly 4 million cases filed were traffic misdemeanor cases.



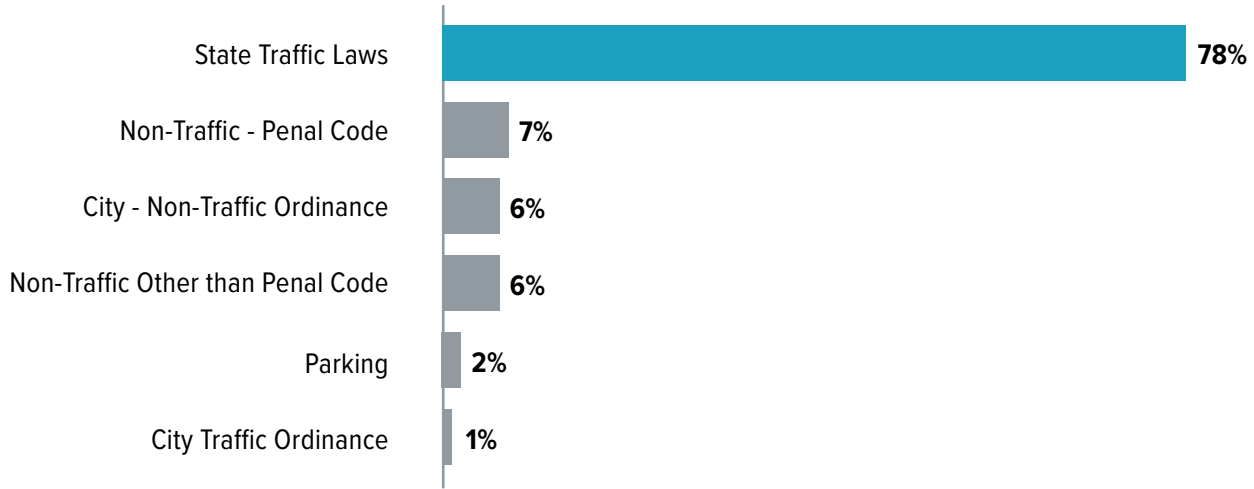
Clearance Rates

Clearance rates in traffic and non-traffic misdemeanor cases exceeded a 100 percent.



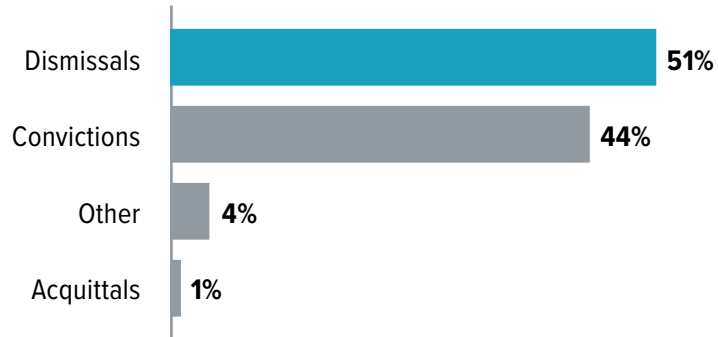
Criminal Cases

A large majority of the more than 3.3 million criminal cases filed involved violations of state traffic laws.

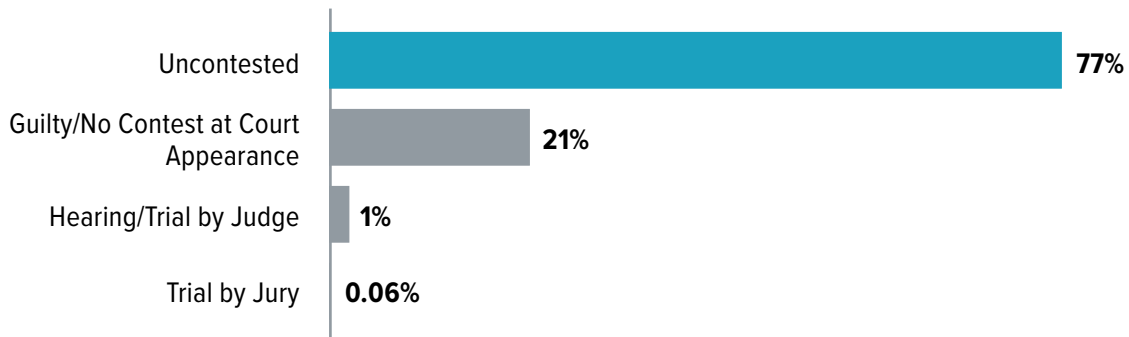


Traffic Cases

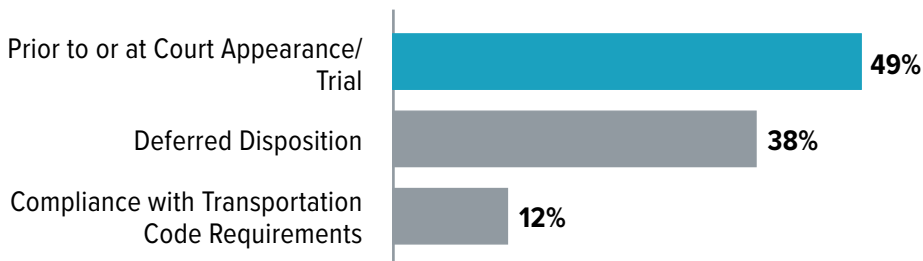
More than half of traffic cases resulted in a dismissal and 44 percent resulted in a conviction.



In 2022, 77 percent of convictions were the result of an uncontested guilty or no contest plea or payment of a fine without a plea being entered prior to a court appearance or trial.

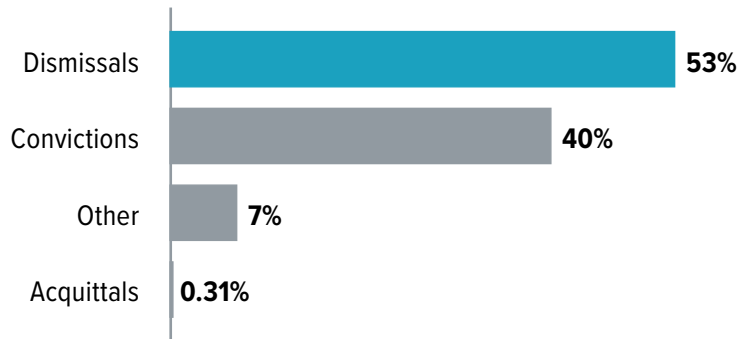


Nearly half of dismissals occurred prior to or at the court appearance or trial, while 38 percent were dismissed after the defendant completed the requirements of deferred disposition.

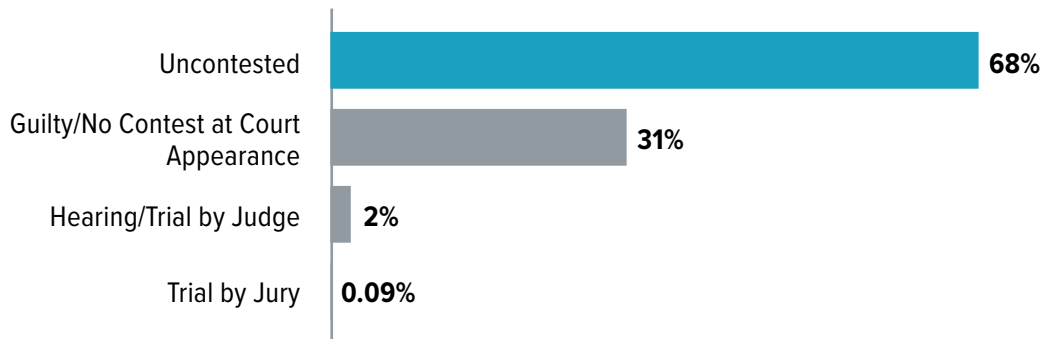


Non-Traffic Cases

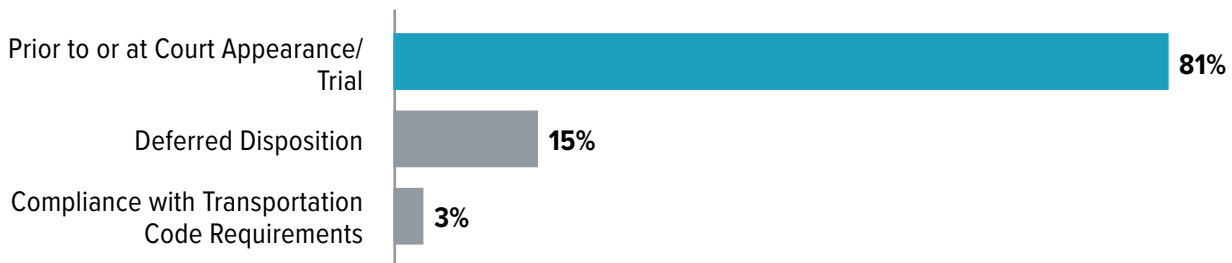
More than half of non-traffic cases resulted in a dismissal and another 40 percent resulted in conviction.



More than two-thirds of convictions were the result of an uncontested guilty or no contest plea or payment of a fine without a plea being entered prior to a court appearance or trial.

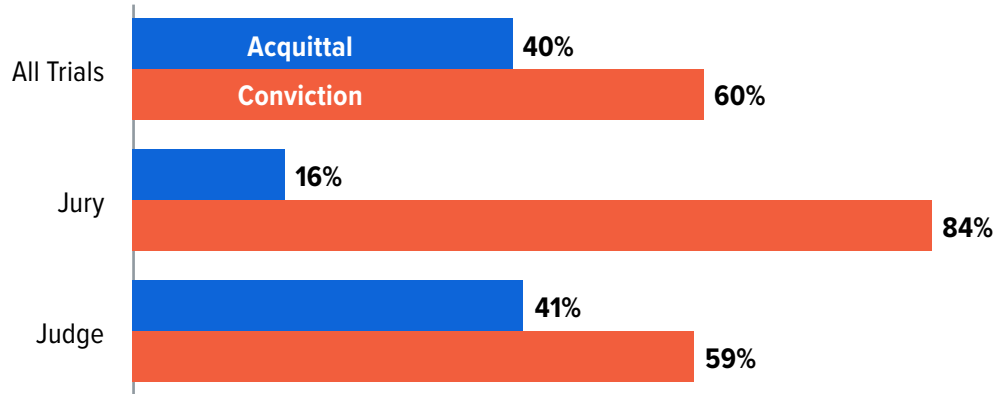


More than 80 percent of dismissals occurred prior to or at the defendant's court appearance or trial.



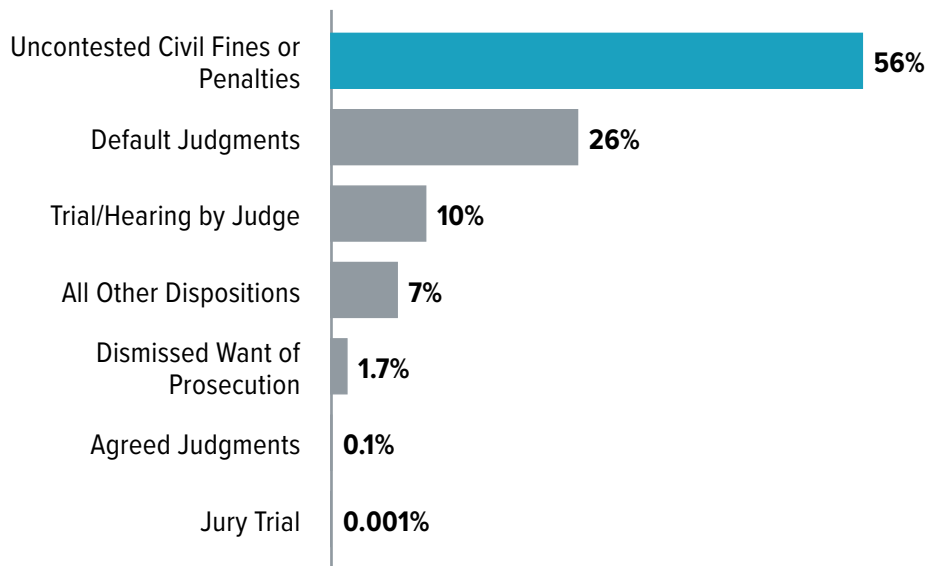
Trials

Sixty percent of all trials resulted in a conviction. The conviction rate was substantially higher in jury trials compared to trials before a judge.



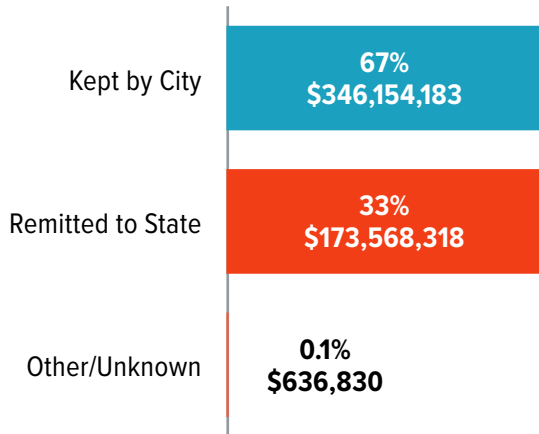
Civil / Administrative Cases

Most civil/administrative cases were disposed of by uncontested payment of a civil fine or penalty before a hearing or trial.

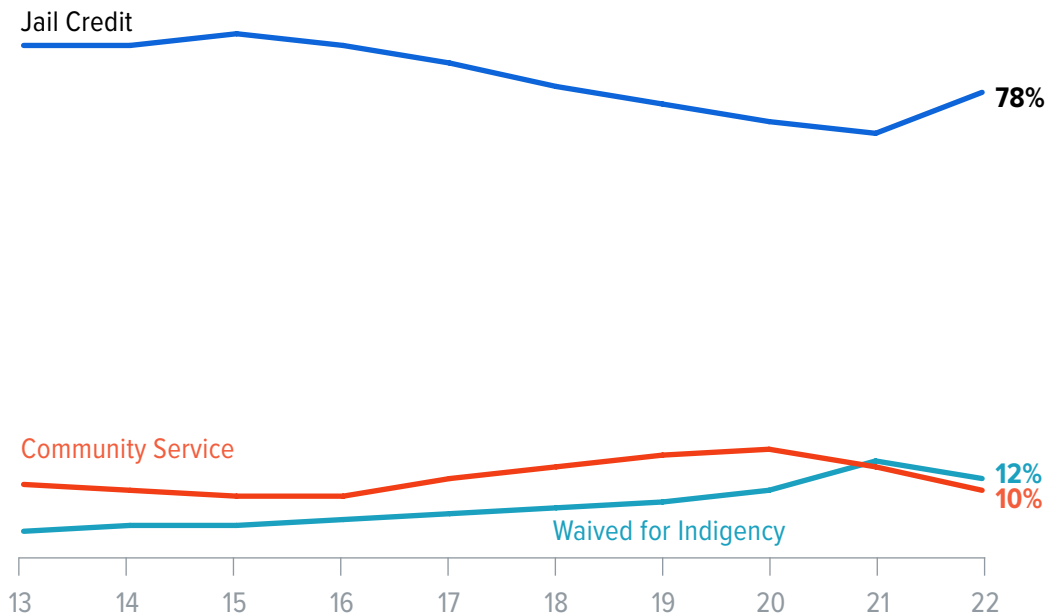


Satisfaction of Legal Financial Obligations

In 2022, municipal courts collected more than \$520 million in fines and court costs, two-thirds of which was retained by the cities.

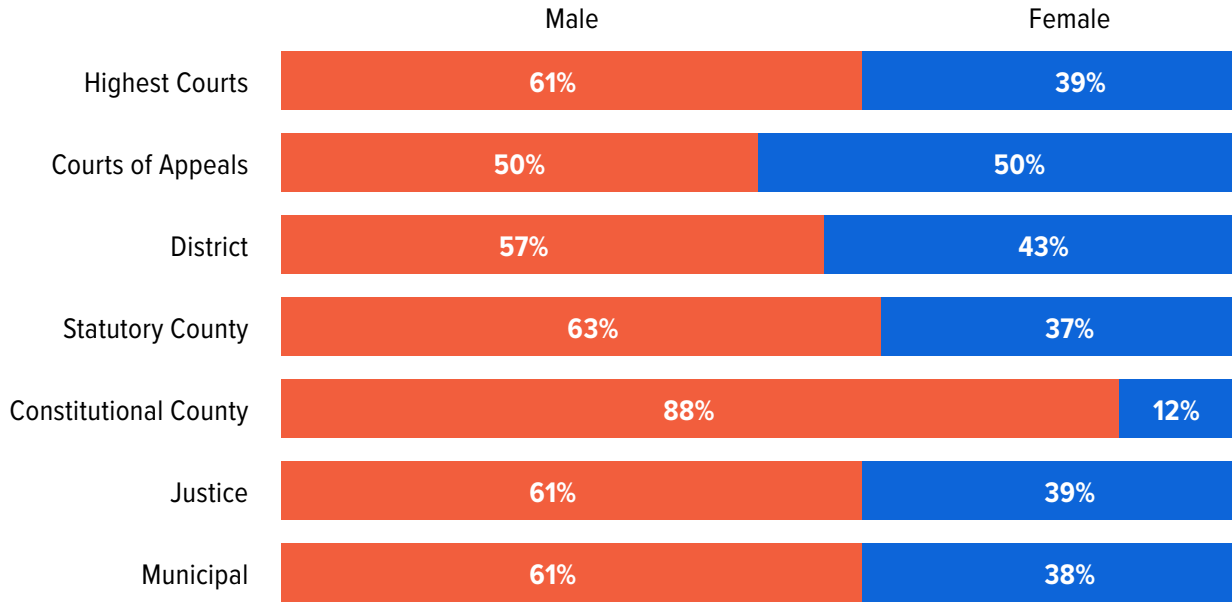


Satisfaction of fines and court costs by methods other than payment were reported in approximately 316,600 cases. In 78 percent of those cases, courts reported that credit for jail time served partially or fully satisfied the defendant's legal financial obligations, up from 71 percent in 2021. The percentage of cases partially or fully satisfied by community service and those partially or fully satisfied by waivers for indigency decreased.

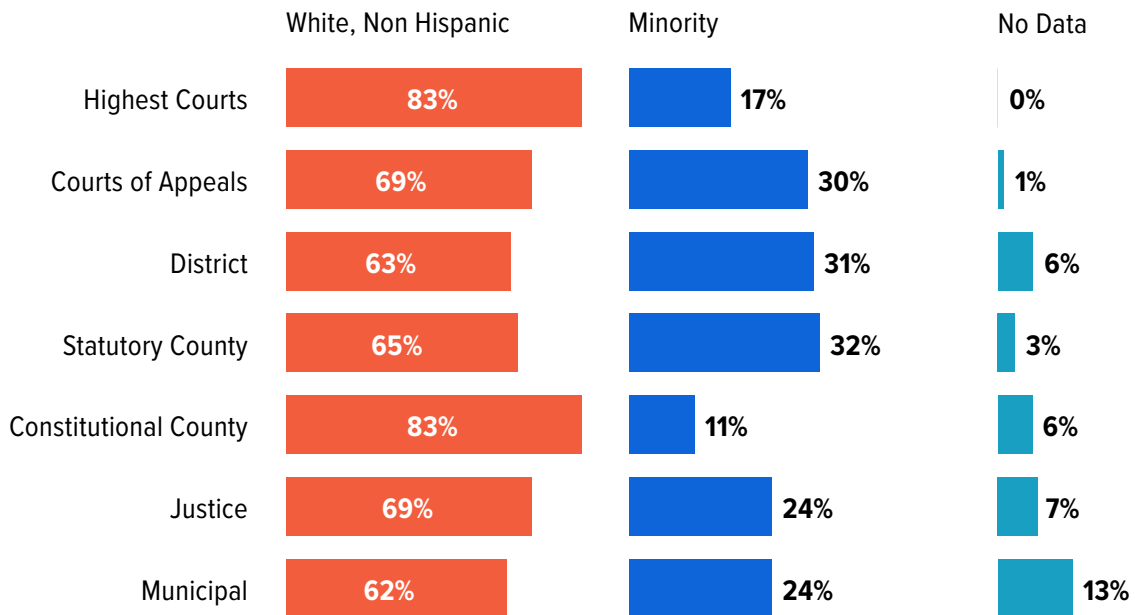


Profile of Appellate and Trial Court Judges

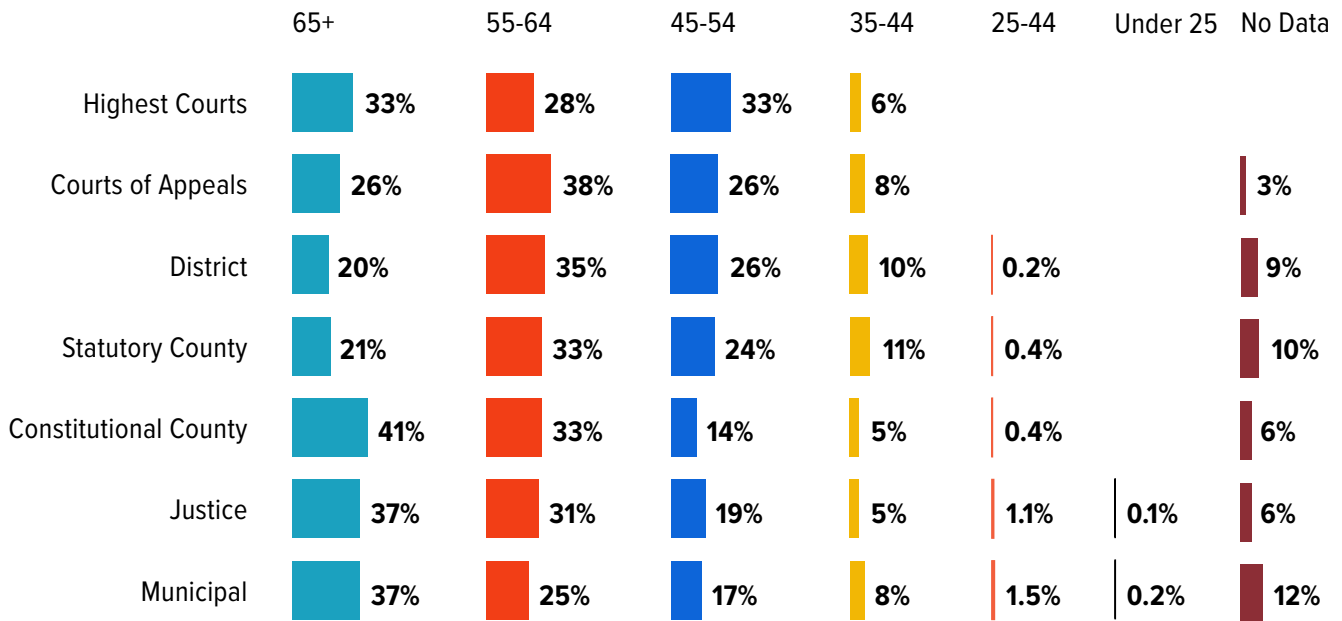
As of September 1, 2022, 62 percent of judges were male. The percentage of female judges was highest in the intermediate courts of appeals (50 percent) and far below average in constitutional county courts (12 percent).



One-quarter of judges identified with a minority ethnic group. Judges from a minority group were more prevalent at the statutory county court, district court, and intermediate appellate court levels.

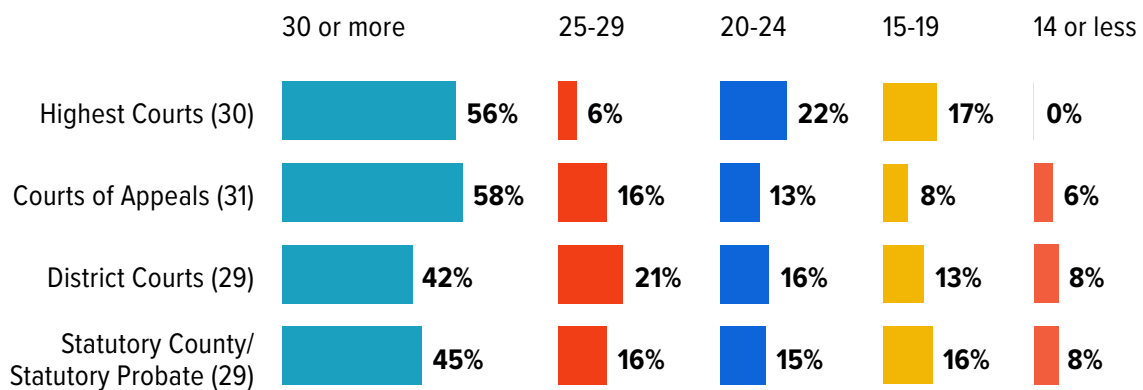


Overall, 63 percent of judges were 55 or older, and 33 percent were 65 or older.



COURT-LEVEL TRENDS

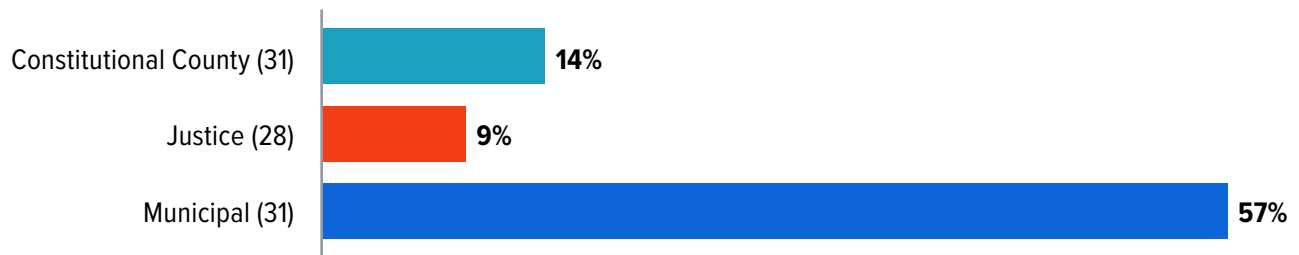
Seventy-nine percent of the judges who are required to be lawyers had 20 years or more of experience as a Texas attorney, and 41 percent had 30 years or more.



Average experience as attorney in parentheses

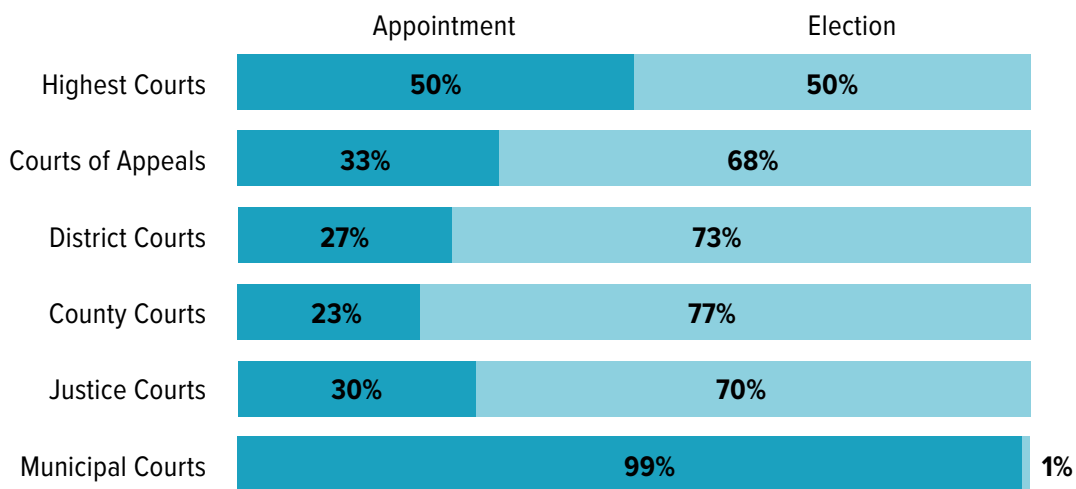
Some constitutional county and justice court judges are also attorneys, though a law license is not required. Almost 60 percent of municipal judges are attorneys, due mainly to the requirement that a judge of a municipal court of record be an attorney.¹ Municipal courts of record are generally established in the largest communities of the state and employ many judges.

The average years of experience for the judges who are attorneys is comparable to the experience of judges who must be attorneys.



Average experience as attorney in parentheses

Thirty-six percent of appellate judges assumed office by appointment to the bench, while most trial court judges (other than municipal court judges) were elected.



¹ In a court of record, trials are recorded by a court reporter or by an electronic reporting device and appeals of the judgment are based on alleged errors made during the municipal court trial. If a court is not a court of record, appeals go to another court (usually a county-level court) for a trial de novo (new trial). Most municipal courts are not a court of record.





DETAIL

Supreme Court.....	112
Court of Criminal Appeals.....	114
Courts of Appeals.....	116
District Courts.....	118
Civil Case Activity.....	130
District and Statutory County Courts.....	146
District and County-Level Courts.....	152
County-Level Courts.....	154
Justice and Municipal Courts.....	158
Justice Courts.....	161
Municipal Courts.....	164
Assigned Judges in the Trial Courts.....	168

SUPREME COURT

ACTIVITY

	2013	2014	2015	2016	2017	2018	2019	2020	2021	2022	10-Yr. Avg
Regular Causes¹											
Added to Docket	94	93	91	100	117	135	93	110	99	123	106
Disposed	100	96	113	102	102	118	95	111	117	117	107
Pending at End of Year	48	45	22	20	35	52	50	48	30	36	39
Clearance Rate	106%	103%	124%	102%	87%	87%	102%	101%	118%	95%	102%
Petitions for Review											
Filed	778	792	839	814	910	944	981	890	841	855	864
Disposed	827	786	770	799	906	994	1,017	919	791	853	866
% Granted	11%	10%	10%	11%	13%	12%	9%	11%	9%	13%	11%
Pending at End of Year	322	329	396	415	420	372	336	306	361	362	362
Clearance Rate	106%	99%	92%	98%	100%	105%	104%	103%	94%	100%	100%
Other Petitions and Writs											
Filed	340	326	343	285	292	343	342	328	374	368	334
Disposed	328	335	342	289	277	335	347	349	356	350	331
Pending at End of Year	78	71	78	73	90	98	92	70	89	99	84
Clearance Rate	96%	103%	100%	101%	95%	98%	101%	106%	95%	95%	99%
Opinions Written	111	115	127	133	108	132	109	136	147	145	126

NOTE

1. "Regular causes" involve cases in which four or more of the justices have decided in conference that a petition for review, petition for writ of mandamus or habeas corpus, or parental notification appeal should be reviewed. Regular causes also include direct appeals the court has agreed to review and questions of law certified to it by a federal appellate court that the court has agreed to answer. Most regular causes are set for oral argument in open court and are reported in written opinions. However, a petition may be granted and an unsigned opinion (per curiam) issued without oral argument if at least six members of the court vote accordingly.

DISPOSITION OF PETITIONS FOR REVIEW BY THE SUPREME COURT

	Affirmed	Modified	Reversed	Dismissed	Other	Total
Granted Petitions for Review	10	8	54	2	18	92
<i>% of Total Granted Petitions for Review</i>	11%	9%	59%	2%	20%	100%
Initial Review						
	Granted	Review Denied		Dismissed	Other	Total
Petitions for Review	112	706		17	18	853
<i>% of Total Petitions for Review</i>	13%	83%		2%	2%	100%
Petitions for Writ of Mandamus	11	171		27	5	214
<i>% of Petitions for Writ of Mandamus</i>	5%	80%		13%	2%	100%
Petitions for Writ of Habeas Corpus	0	2		0	0	2
<i>% of Petitions for Writ of Habeas Corpus</i>	0%	100%		0%	0%	100%

CASE PROCESSING TIMES

	2013	2014	2015	2016	2017	2018	2019	2020	2021	2022
Average Number of Days from										
For Disposed Cases										
Date Case Filed Until Disposed	176	155	164	152	156	149	146	150	133	142
For Active Cases										
Filing to Reporting Date	149	149	223	182	142	139	140	145	184	162
For Cases on Docket										
Filing to Disposition of Petition/Motion	152	129	140	131	134	128	127	129	109	120
Granting of Petition to Oral Argument	132	104	93	87	91	120	104	105	92	82
Filing of Petition to Release of Per Curiam Opinion	527	551	467	439	466	430	628	493	355	413
Date of Oral Argument Until Disposition	221	250	173	157	111	121	114	121	124	116

DETAIL

COURT OF CRIMINAL APPEALS

ACTIVITY

	2013	2014	2015	2016	2017	2018	2019	2020	2021	2022	10-Yr. Avg.
Mandatory Caseload											
Direct Appeals:¹											
Added to Docket	15	22	16	7	8	13	9	9	11	8	12
Disposed	14	18	13	17	9	13	9	11	12	7	12
Pending at End of Year	20	24	27	17	16	15	17	6	15	15	17
Clearance Rate	93%	82%	81%	243%	113%	100%	100%	122%	109%	88%	104%
Applications for Writ of Habeas Corpus:²											
Filed	4,907	4,746	4,698	4,665	4,551	4,075	3,685	3,450	3,325	2,841	4,094
Disposed	5,083	4,733	4,707	4,612	4,556	4,254	3,652	3,095	3,619	2,876	4,119
Pending at End of Year	547	571	558	614	609	433	468	829	524	495	565
Clearance Rate	104%	100%	100%	99%	100%	104%	99%	90%	109%	101%	101%
Original Proceedings:³											
Filed	953	802	750	725	596	699	619	618	533	506	680
Disposed	974	819	754	728	610	703	598	553	611	524	687
Pending at End of Year	88	70	69	70	55	52	72	137	75	59	75
Clearance Rate	102%	102%	101%	100%	102%	101%	97%	89%	115%	104%	101%
Discretionary Caseload											
Petitions for Discretionary Review:⁴											
Filed	1,786	1,676	1,444	1,441	1,225	1,170	1,159	1,043	1,106	672	1,272
Disposed	1,784	1,729	1,402	1,492	1,200	1,261	1,218	919	1,170	796	1,297
Pending at End of Year	403	351	394	340	365	274	215	339	276	153	311
Clearance Rate	100%	103%	97%	104%	98%	108%	105%	88%	106%	118%	102%
Motions Considered	1,636	2,144	2,947	3,177	3,197	3,057	2,865	2,372	2,307	2,301	2,600
Opinions Written	428	480	441	457	425	698	340	268	375	363	428

NOTE

1. Direct appeals include death penalty appeals and DNA appeals.
2. Applications for writ of habeas corpus, though seeking relief from the Court of Criminal Appeals, must be filed in the trial court, which has 35 days in which to submit findings of fact, conclusions of law, and a recommendation to the Court of Criminal Appeals.
3. Original proceedings are filed directly with the Court of Criminal Appeals. They include writs of certiorari, writs of habeas corpus, writs of mandamus, and writs of prohibition.
4. Petitions for Discretionary Review include petitions for discretionary review, granted petitions for discretionary review, and redrawn petitions for discretionary review.

DISPOSITION OF CASES BY THE COURT OF CRIMINAL APPEALS

	Affirmed	Remanded to Trial Court	Vacated Trial Court Judgment & Remanded to Trial Court	Total
Death Penalty Appeals	2 33%	3 50%	1 17%	6

	Granted	Granted in Part, Denied in Part	Denied	Remanded to Trial Court	Dismissed	Other	Total
Habeas Corpus & Extraordinary Matters	100 94%	2 2%	2 2%	2 2%	0 0%	0 0%	106

	Granted	Reduced	Struck	Untimely	Dismissed	Other	Total
Petitions for Discretionary Review¹	64 9%	621 89%	10 1%	0 0%	0 0%	0 0%	695

	Affirmed	Modified	Reversed	Reversed & Remanded to COA	Reversed & Remanded to Trial Court	Vacated COA Judgment & Remanded to COA	Remanded to COA	Dismissed	Total
Granted Petitions for Discretionary Review	28 28%	2 2%	12 12%	29 29%	11 11%	8 8%	1 1%	10 10%	101

	Granted	Filed & Set	Denied	Remanded	Dismissed	Other	Total
Applications for Writ of Habeas Corpus	0 0%	94 3%	1,282 47%	301 11%	1,059 39%	2 0%	2,738

	11.071	5	9	4	11	1	31
Applications for Writ of Habeas Corpus	1 3%	5 16%	9 29%	4 13%	11 35%	1 3%	31

	Original Proceedings	7	417	0	37	59	520
Original Proceedings	0 0%	7 1%	417 80%	0 0%	37 7%	59 11%	520

	Motions for Stay of Execution	3	0	8	0	1	0	12
Motions for Stay of Execution	3 25%	0 0%	8 67%	0 0%	1 8%	0 0%	12	

AVERAGE TIME FROM FILING TO DISPOSITION

	2013	2014	2015	2016	2017	2018	2019	2020	2021	2022
For Cases Involving										
Capital Punishment	646	698	656	468	790	590	545	467	803	593
Application for Writ of Habeas Corpus	40	39	37	49	39	45	41	45	63	54
Application for Writ of Habeas Corpus (Filed & Set)		8	24	32	48	78	30	21	26	27
Petition for Discretionary Review	65	73	61	82	70	75	60	52	68	60
Granted Petition for Discretionary Review		198	250	310	310	319	336	313	300	370

NOTE

1. Includes redrawn petitions for discretionary review.

COURTS OF APPEALS

10-YEAR ACTIVITY

	2013	2014	2015	2016	2017	2018	2019	2020	2021	2022	10-yr Avg
Civil Cases											
Cases Added											
<i>New Filings</i>	5,050	4,946	4,764	4,879	5,035	5,124	5,253	4,696	4,371	4,856	4,897
<i>Other Cases</i>	436	477	496	445	521	457	428	378	460	394	449
Total Cases Added	5,486	5,423	5,260	5,324	5,556	5,581	5,681	5,074	4,831	5,250	5,347
Cases Disposed	5,549	5,581	5,608	5,305	5,506	5,568	5,654	4,896	4,924	5,317	5,391
Cases Pending End of Year	3,439	3,316	2,976	3,015	3,093	3,119	3,166	3,381	3,306	3,125	3,194
Clearance Rate	101%	103%	107%	100%	99%	100%	100%	96%	102%	101%	101%
Avg. Time between Filing & Disposition (Months)	8.3	7.9	7.6	7.4	6.9	7.3	7.2	7.6	8.7	8.5	7.7
Avg. Time between Submission & Disposition (Months)	2.0	2.0	1.9	1.8	1.8	1.9	1.5	1.8	2.1	2.0	1.9
Criminal Cases											
Cases Added											
<i>New Filings</i>	4,913	4,651	4,513	4,454	4,185	4,083	4,144	3,167	2,049	3,244	3,940
<i>Other Cases</i>	853	1,027	865	699	703	613	570	464	373	541	671
Total Cases Added	5,766	5,678	5,378	5,153	4,888	4,696	4,714	3,631	2,422	3,785	4,611
Cases Disposed	5,949	5,968	5,581	5,543	4,870	4,854	4,640	4,123	3,346	3,078	4,795
Cases Pending End of Year	4,259	3,978	3,773	3,384	3,413	3,261	3,343	2,856	1,937	2,497	3,270
Clearance Rate	103%	105%	104%	108%	100%	103%	98%	114%	138%	81%	104%
Avg. Time between Filing & Disposition (Months)	9.1	9.2	9.2	8.8	8.8	8.8	9.1	9.3	11.4	9.0	9.3
Avg. Time between Submission & Disposition (Months)	1.5	1.7	1.5	1.4	1.6	1.7	1.4	1.5	2.0	1.7	1.6
All Cases											
Cases Added											
<i>New Filings</i>	9,963	9,597	9,277	9,333	9,220	9,207	9,397	7,863	6,420	8,034	8,831
<i>Other Cases</i>	1,289	1,504	1,361	1,144	1,224	1,070	998	842	833	1,001	1,127
Total Cases Added	11,252	11,101	10,638	10,477	10,444	10,277	10,395	8,705	7,253	9,035	9,958
Cases Disposed	11,498	11,549	11,189	10,848	10,376	10,422	10,294	9,019	8,270	8,395	10,186
Cases Pending End of Year	7,698	7,294	6,749	6,399	6,506	6,380	6,509	6,237	5,243	5,622	6,464
Clearance Rate	102%	104%	105%	104%	99%	101%	99%	104%	114%	93%	102%
Avg. Time between Filing & Disposition (Months)	8.7	8.6	8.4	8.1	7.8	8.0	8.1	8.4	9.8	8.7	8.5
Avg. Time between Submission & Disposition (Months)	1.7	1.9	1.7	1.6	1.7	1.8	1.5	1.7	2.0	1.9	1.7
Opinions Written	10,921	10,797	10,560	10,227	9,784	9,909	9,897	8,744	8,147	8,102	9,709

DETAIL

INDIVIDUAL COURT ACTIVITY

	1st	2nd	3rd	4th	5th	6th	7th	8th	9th	10th	11th	12th	13th	14th
	Houston	Fort Worth	Austin	San Antonio	Dallas	Texarkana	Amarillo	El Paso	Beaumont	Waco	Eastland	Tyler	Corpus Christi/ Edinburg	Houston
Number of Justices	9	7	6	7	13	3	4	3	4	3	3	3	6	9
Civil Cases														
Total Cases Added	627	526	521	473	958	118	193	175	234	158	116	109	393	649
Total Cases Disposed	660	509	496	461	997	127	222	165	241	173	144	118	423	716
Cases Pending End of Year	473	237	310	249	548	40	71	176	178	75	87	38	210	433
Clearance Rate	105.3%	96.8%	95.2%	97.5%	104.1%	107.6%	115.0%	94.3%	103.0%	109.5%	124.1%	108.3%	107.6%	110.3%
Avg. Time between Filing & Disposition (Months)	11.3	6.3	6.5	7.2	8.0	5.0	6.9	11.9	9.7	9.1	10.8	5.5	7.9	10.3
Avg. Percent of Cases Filed but not yet Disposed for < 2 Years	97.6%	98.6%	100%	98.9%	97.3%	100%	100%	95.3%	98.2%	86.0%	98.9%	100%	100%	98.6%
Avg. Time between Submission & Disposition (Months)	2.3	1.8	0.6	1.9	2.2	1.0	1.3	6.0	2.3	0.4	1.6	2.3	1.1	3.6
Avg. Percent of Cases under Submission for < 1 Year	95.2%	94.2%	99.3%	100%	97.0%	100%	100%	86.8%	100%	100%	95.0%	100%	100%	98.5%
Criminal Cases														
Total Cases Added	353	340	183	315	545	185	228	88	201	229	211	232	299	376
Total Cases Disposed	325	208	154	172	492	185	203	99	162	242	186	211	279	319
Cases Pending End of Year	205	253	134	233	444	95	108	55	176	106	185	122	159	222
Clearance Rate	92.1%	61.2%	84.2%	54.6%	90.3%	100.0%	89.0%	112.5%	80.6%	105.7%	88.2%	91.0%	93.3%	84.8%
Avg. Time between Filing & Disposition (Months)	8.5	8.9	10.3	7.3	11.1	6.7	6.6	15.0	11.9	7.3	11.7	7.8	8.0	7.6
Avg. Percent of Cases Filed but not yet Disposed for < 2 Years	98.0%	99.5%	100%	98.9%	98.3%	100%	100%	87.5%	97.6%	95.2%	99.4%	100%	100%	98.6%
Avg. Time between Submission & Disposition (Months)	1.7	1.9	0.6	1.7	2.3	1.4	0.9	6.3	2.4	0.3	0.7	2.3	0.7	6.9
Avg. Percent of Cases under Submission for < 1 Year	99.5%	98.1%	100%	98.2%	99.4%	100%	99.4%	88.3%	100%	100%	100%	100%	100%	95.2%
Total Cases														
Total Cases Added	980	866	704	788	1,503	303	421	263	435	387	327	341	692	1,025
Total Cases Disposed	985	717	650	633	1,489	312	425	264	403	415	330	329	702	1,035
Cases Pending End of Year	678	490	444	482	992	135	179	231	354	181	272	160	369	655
Clearance Rate	100.5%	82.8%	92.3%	80.3%	99.1%	103.0%	101.0%	100.4%	92.6%	107.2%	100.9%	96.5%	101.5%	101.0%
Avg. Time between Filing & Disposition (Months)	10.4	7.1	7.4	7.2	9.0	6.0	6.7	13.1	10.6	8.0	11.3	7.0	8.0	9.5
Avg. Percent of Cases Filed but not yet Disposed for < 2 Years	97.7%	99.0%	100%	98.9%	97.7%	100%	100%	93.3%	97.9%	91.4%	99.2%	100%	99.9%	98.6%
Avg. Time between Submission & Disposition (Months)	2.1	1.8	0.6	1.9	2.2	1.3	1.1	6.1	2.3	0.4	1.1	2.3	0.9	4.3
Avg. Percent of Cases under Submission for < 1 Year	96.2%	95.2%	99.4%	99.6%	97.7%	100%	99.5%	87.1%	100%	100%	97.1%	100%	100%	97.9%

DETAIL

DISTRICT COURTS

CRIMINAL CASE ACTIVITY

CASES ON DOCKET	Capital Murder	Murder	Other Homicides	Aggravated Assault or Attempted Murder	Sexual Assault of Adult	Indecency with or Sexual Assault of Child	Family Violence Assault	Aggravated Robbery or Robbery
Cases Pending Beginning of Year								
Active Cases	1,377	2,985	1,007	33,248	2,653	11,972	15,610	9,693
Inactive Cases	211	954	327	11,596	1,120	6,067	4,568	3,607
Docket Adjustments	-43	-53	-7	-830	-58	75	-512	-327
Cases Added								
Filed by Indictment or Information	486	1,292	448	31,094	1,570	5,743	15,234	6,712
Other Cases Reaching Docket								
Motions to Revoke Filed	2	11	47	5,841	157	644	3,235	2,038
Cases Reactivated	92	256	139	9,036	419	1,984	6,035	2,842
All Other Cases Added	25	59	26	929	43	125	497	451
Total Active Cases on Docket	1,939	4,550	1,660	79,318	4,784	20,543	40,099	21,409
Dispositions								
Convictions								
Guilty Plea or Nolo Contendere	256	506	196	9,565	387	1,948	5,726	3,627
By the Court	5	27	10	406	23	141	190	59
By the Jury	82	198	30	268	67	331	49	79
Total Convictions	343	731	236	10,239	477	2,420	5,965	3,765
Deferred Adjudication	5	33	84	9,190	264	1,212	4,297	1,759
Acquittals								
By the Court	3	10	3	36	4	8	5	6
By the Jury	6	32	4	91	20	87	33	11
Total Acquittals	9	42	7	127	24	95	38	17
Dismissals								
Motions to Revoke								
Granted/Revoked	1	1	17	2,255	71	264	1,374	796
Denied/Continued	0	4	21	3,010	71	316	1,483	1,153
All Other Dispositions	17	17	14	1,067	26	98	144	247
Total Cases Disposed	477	1,068	453	36,424	1,656	6,397	19,473	9,814
Cases Placed on Inactive Status	90	316	151	10,535	518	2,450	6,765	3,146
Cases Pending End of Year								
Active Cases	1,374	3,150	1,043	32,541	2,677	11,735	13,982	8,478
Inactive Cases	202	979	328	12,214	1,129	6,384	5,122	3,784
Cases in Which								
Death Penalty Sought	5	---	---	---	---	---	---	---
Death Penalty Not Sought	144	---	---	---	---	---	---	---
Sentencing Information								
Prison	309	693	171	5,136	389	2,132	2,352	2,907
State Jail	5	6	8	326	11	47	61	160
Local Jail	0	0	5	3,572	32	54	2,847	523
Probation/Community Supervision	1	10	43	1,078	21	89	799	183
Shock Probation	0	0	1	14	0	0	3	8
Fine Only	0	0	0	11	0	0	15	3
Other	0	2	2	69	0	5	8	11

AGE OF CASES DISPOSED	90 Days or Less	91 to 180 Days	181 to 365 Days	Over 365 Days	Total
Number of Cases	79,823	46,898	60,467	97,604	284,792

INFORMATION ON TRAFFICKING OF PERSONS	Total Filed
Cases for Trafficking of Persons	335
Cases for Prostitution	221
Cases for Compelling Prostitution	78
Cases for Soliciting Prostitution	858

BAIL INFORMATION	Total Filed
Cases in Which Defendant Failed to Appear	10,809
Cases Defendant Violated Condition of Release	6,169
Cases Def. Committed Offense on Bail/Supervision	3,782

CRIMINAL CASE ACTIVITY

CASES ON DOCKET	Burglary	Theft	Auto Theft	Drug Sale or Manuf- acture	Drug Possession	Felony DWI	Other Felony	All Misdemeanors	Total Cases
Cases Pending Beginning of Year									
<i>Active Cases</i>	12,882	17,933	5,781	13,618	54,010	12,326	59,766	4,364	259,225
<i>Inactive Cases</i>	6,112	12,950	3,079	6,303	27,191	5,725	26,917	1,115	117,842
Docket Adjustments	-252	358	-47	-210	-1,322	-62	-2,508	1,184	-4,614
Cases Added									
Filed by Indictment or Information	9,981	17,298	7,218	11,368	56,919	8,507	54,366	1,689	229,925
Other Cases Reaching Docket									
<i>Motions to Revoke Filed</i>	3,101	3,739	1,441	2,787	14,888	2,262	10,035	1,156	51,384
<i>Cases Reactivated</i>	4,696	7,846	2,853	4,198	23,371	3,308	20,211	1,485	88,771
<i>All Other Cases Added</i>	326	403	157	414	1,065	661	1,537	596	7,314
Total Active Cases on Docket	30,734	47,577	17,403	32,175	148,931	27,002	143,407	10,474	632,005
Dispositions									
Convictions									
<i>Guilty Plea or Nolo Contendere</i>	5,213	8,892	3,422	4,508	20,867	7,860	21,190	1,298	95,461
<i>By the Court</i>	307	390	135	234	1,135	296	1,346	28	4,732
<i>By the Jury</i>	49	33	6	56	96	31	307	10	1,692
Total Convictions	5,569	9,315	3,563	4,798	22,098	8,187	22,843	1,336	101,885
Deferred Adjudication	2,348	3,309	1,065	3,063	15,464	163	11,928	340	54,524
Acquittals									
<i>By the Court</i>	8	3	4	4	14	3	40	3	154
<i>By the Jury</i>	5	8	2	5	17	4	66	4	395
Total Acquittals	13	11	6	9	31	7	106	7	549
Dismissals	2,970	5,141	2,404	3,474	17,852	1,092	18,260	847	73,956
Motions to Revoke									
<i>Granted/Revoked</i>	1,485	1,917	762	1,052	7,177	983	4,400	654	23,209
<i>Denied/Continued</i>	1,491	1,627	559	1,510	6,024	1,173	4,301	370	23,113
All Other Dispositions	348	584	207	394	1,496	423	1,633	841	7,556
Total Cases Disposed	14,224	21,904	8,566	14,300	70,142	12,028	63,471	4,395	284,792
Cases Placed on Inactive Status	5,134	9,053	3,268	4,747	26,669	3,769	23,665	1,611	101,887
Cases Pending End of Year									
<i>Active Cases</i>	11,482	16,407	5,601	13,114	53,157	11,368	58,672	4,187	248,968
<i>Inactive Cases</i>	6,220	14,029	3,352	6,641	28,565	5,858	27,057	1,488	123,352
Cases in Which									
<i>Death Penalty Sought</i>	---	---	---	---	---	---	---	---	5
<i>Death Penalty Not Sought</i>	---	---	---	---	---	---	---	---	144
Sentencing Information									
<i>Prison</i>	2,178	1,516	486	3,206	5,475	2,356	11,698	50	41,054
<i>State Jail</i>	1,301	3,098	1,341	289	4,416	245	2,474	56	13,844
<i>Local Jail</i>	1,442	3,653	1,481	518	8,233	692	4,789	753	28,594
<i>Probation/Community Supervision</i>	579	950	243	640	3,408	4,708	3,272	321	16,345
<i>Shock Probation</i>	4	1	0	7	10	7	25	1	81
<i>Fine Only</i>	2	1	1	0	28	3	38	19	121
<i>Other</i>	29	69	9	67	100	249	138	113	871

DETAIL

ADDITIONAL COURT ACTIVITY	Total	Total
Cases in Which Jury Selected	2,101	Competency Examination Reports
Cases in Which Mistrial Declared	114	Cases Set for Review
Motions to Suppress Granted or Denied	5,794	Cases in Which Attorney Appointed as Counsel
Mental Illness/Intellectual Disability Assessments	47,781	Cases with Retained Counsel
		6,778
		41,583
		168,392
		80,187

DISTRICT COURTS

CIVIL CASE ACTIVITY

CASES ON DOCKET	Injury or Damage					
	Motor Vehicle	Medical Malpractice	Other Professional Malpractice	Product Liability - Asbestos/Silica	Other Product Liability	Other Injury or Damage
Cases Pending Beginning of Year						
<i>Active Cases</i>	77,084	2,742	409	819	649	21,147
<i>Inactive Cases</i>	2,625	164	30	232	33	1,174
Docket Adjustments	-217	-3	-71	-5	0	45
Cases Added						
New Cases Filed	36,032	1,106	129	69	160	10,437
Other Cases Reaching Docket						
<i>Cases Reactivated</i>	6,152	183	22	1	20	1,154
<i>All Other Cases Added</i>	1,247	50	7	6	17	361
Total Active Cases on Docket	120,298	4,078	496	890	846	33,144
Dispositions						
Change of Venue Transfers	338	19	4	4	10	276
Default Judgments	764	8	4	1	5	311
Agreed Judgments	5,737	138	16	1	19	1,288
Summary Judgments	330	23	10	1	5	294
Final Judgments						
<i>After Non-Jury Trial</i>	1,164	48	1	0	8	362
<i>By Jury Verdict</i>	374	25	4	0	2	74
<i>By Directed Verdict</i>	7	0	1	0	0	2
<i>Dismissed for Want of Prosecution</i>	5,142	87	23	12	20	1,028
<i>Non-Suited or Dismissed by Plaintiff</i>	19,498	629	78	23	67	3,696
All Other Dispositions	7,464	169	11	7	49	1,741
Total Cases Disposed	40,818	1,146	152	49	185	9,072
Cases Placed on Inactive Status	6,411	183	19	3	16	1,189
Cases Pending End of Year						
<i>Active Cases</i>	73,115	2,750	331	839	646	22,813
<i>Inactive Cases</i>	2,981	163	21	233	28	1,278
AGE OF CASES DISPOSED						
	3 Months or Less	Over 3 to 6 Months	Over 6 to 12 Months	12 to 18 Months	Over 18 Months	Total
Number of Cases	53,809	34,194	46,367	29,360	71,399	235,129
ADDITIONAL COURT ACTIVITY						
						Total
				Cases in Which Jury Selected		1,080
				Cases in Which Mistrial Declared		36
				Injunction or Show Cause Order Issued		5,966
				Cases in Which Plaintiff/Petitioner Represented Self		7,195

CIVIL CASE ACTIVITY

CASES ON DOCKET	Real Property		Contract		Civil Cases Relating to Criminal Matters	All Other Civil Cases	Tax	Total Cases
	Eminent Domain	Other Real Property	Consumer/ Commercial/ Debt	Other Contract				
Cases Pending Beginning of Year								
<i>Active Cases</i>	1,122	17,562	59,176	19,618	56,464	53,623	106,123	416,538
<i>Inactive Cases</i>	29	602	3,000	1,607	698	1,789	976	12,959
Docket Adjustments	-11	3,390	-534	-979	3,374	-3,231	-2,355	-597
Cases Added								
New Cases Filed	341	14,675	32,508	12,460	55,338	31,600	42,000	236,855
Other Cases Reaching Docket								
<i>Cases Reactivated</i>	4	2,042	1,939	582	1,501	1,449	1,845	16,894
<i>All Other Cases Added</i>	9	224	882	262	611	1,429	443	5,548
Total Active Cases on Docket	1,465	37,893	93,971	31,943	117,288	84,870	148,056	675,238
Dispositions								
Change of Venue Transfers	18	69	410	160	14	309	5	1,636
Default Judgments	15	550	10,301	2,973	3,556	2,244	6,970	27,702
Agreed Judgments	87	8,480	3,986	1,271	8,322	8,405	711	38,461
Summary Judgments	0	197	1,426	453	253	480	400	3,872
Final Judgments								
<i>After Non-Jury Trial</i>	59	496	1,353	701	10,791	2,360	8,120	25,463
<i>By Jury Verdict</i>	1	23	63	25	53	78	12	734
<i>By Directed Verdict</i>	0	3	6	0	49	7	27	102
<i>Dismissed for Want of Prosecution</i>	12	728	4,120	1,134	1,724	2,340	1,671	18,041
<i>Non-Suited or Dismissed by Plaintiff</i>	165	2,186	12,623	4,737	3,925	10,659	21,525	79,811
All Other Dispositions	29	1,092	3,406	1,696	16,990	4,902	1,751	39,307
Total Cases Disposed	386	13,824	37,694	13,150	45,677	31,784	41,192	235,129
Cases Placed on Inactive Status	7	2,084	1,826	548	1,505	1,482	1,824	17,097
Cases Pending End of Year								
<i>Active Cases</i>	1,073	21,966	54,822	18,311	70,145	51,504	106,075	424,390
<i>Inactive Cases</i>	31	681	3,082	1,497	672	1,896	861	13,424

DISTRICT COURTS

FAMILY CASE ACTIVITY

CASES ON DOCKET	Divorce		Parent-Child - No Divorce	Child Protective Services	Termination of Parental Rights	Adoption	Protective Orders - No Divorce	All Other Family Law Cases
	Children	No Children						
Cases Pending Beginning of Year								
<i>Active Cases</i>	62,355	67,696	33,192	18,451	1,853	6,964	7,055	21,532
<i>Inactive Cases</i>	404	225	198	114	15	26	46	124
Docket Adjustments	-683	-1,535	-416	-522	-54	-201	3	-539
Cases Added								
New Cases Filed	44,427	56,340	12,654	6,580	1,671	7,073	10,317	18,004
Other Cases Reaching Docket								
<i>Cases Reactivated</i>	859	596	260	259	17	88	52	145
<i>All Other Cases Added</i>	1,755	801	1,064	320	26	76	137	944
Total Active Cases on Docket	108,713	123,898	46,754	25,088	3,513	14,000	17,564	40,086
Dispositions								
Change of Venue Transfers	119	33	104	88	14	37	16	38
Default Judgments	2,632	4,442	1,039	160	72	94	1,009	193
Agreed Judgments	20,768	25,527	3,643	871	151	909	1,815	2,630
Summary Judgments	7	11	7	9	0	3	0	13
Final Judgments								
<i>After Non-Jury Trial</i>	11,444	16,018	2,742	3,494	925	4,464	1,838	9,148
<i>By Jury Verdict</i>	10	7	1	35	0	10	3	9
<i>By Directed Verdict</i>	5	5	1	3	0	4	2	4
<i>Dismissed for Want of Prosecution</i>	6,220	6,174	2,468	209	114	335	1,156	1,779
<i>Non-Suited or Dismissed by Plaintiff</i>	2,915	2,516	978	2,410	101	151	1,967	602
All Other Dispositions	2,061	1,902	1,020	1,504	121	634	1,819	3,358
Total Cases Disposed	46,181	56,635	12,003	8,783	1,498	6,641	9,625	17,774
Cases Placed on Inactive Status	808	570	236	275	19	90	43	143
Cases Pending End of Year								
<i>Active Cases</i>	62,794	66,746	34,411	16,034	1,994	7,258	8,079	22,135
<i>Inactive Cases</i>	405	228	195	118	18	29	37	123
AGE OF CASES DISPOSED								
	3 Months or Less	Over 3 to 6 Months	Over 6 to 12 Months	12 to 18 Months	Over 18 Months	Total		
Number of Cases	86,786	54,338	64,790	28,937	42,079	276,930		
ADDITIONAL COURT ACTIVITY								
							Total	
					Cases in Which Jury Selected			153
					Cases in Which Mistrial Declared			2
					Injunction of Show Cause Order Issued			21,094
					Protective Orders Signed			7,475
					Cases Set for Review			29,521
					Cases in Which Plaintiff/Petitioner Represented Self			71,479

FAMILY CASE ACTIVITY

CASES ON DOCKET	Title IV-D			Post-Judgment Actions				Total Cases
	Paternity	Support Order	UIFSA	Modification - Custody	Modification - Other	Enforcement	Title IV-D	
Cases Pending Beginning of Year								
<i>Active Cases</i>	23,011	26,869	3,391	20,850	30,505	14,597	46,057	384,378
<i>Inactive Cases</i>	75	87	18	131	278	317	1,501	3,559
Docket Adjustments	-85	-645	-125	184	212	-91	-160	-4,657
Cases Added								
New Cases Filed	18,336	25,951	1,981	7,981	13,425	6,198	32,624	263,562
Other Cases Reaching Docket								
<i>Cases Reactivated</i>	67	100	1	34	470	228	302	3,478
<i>All Other Cases Added</i>	497	871	110	1,143	1,303	422	3,602	13,071
Total Active Cases on Docket	41,826	53,146	5,358	30,192	45,915	21,354	82,425	659,832
Dispositions								
Change of Venue Transfers	76	83	9	437	423	93	469	2,039
Default Judgments	2,598	2,730	227	539	438	180	2,796	19,149
Agreed Judgments	4,828	8,710	290	2,981	5,698	1,371	14,646	94,838
Summary Judgments	3	5	2	2	5	1	3	71
Final Judgments								
<i>After Non-Jury Trial</i>	4,238	5,638	531	1,605	2,049	1,187	9,412	74,733
<i>By Jury Verdict</i>	3	15	1	5	13	1	13	126
<i>By Directed Verdict</i>	1	5	0	0	2	8	4	44
<i>Dismissed for Want of Prosecution</i>	2,264	2,524	165	1,387	3,145	1,491	1,874	31,305
<i>Non-Suited or Dismissed by Plaintiff</i>	5,330	5,697	551	576	1,078	868	5,562	31,302
All Other Dispositions	1,538	2,027	409	398	2,209	788	3,535	23,323
Total Cases Disposed	20,879	27,434	2,185	7,930	15,060	5,988	38,314	276,930
Cases Placed on Inactive Status	64	108	1	32	435	208	232	3,264
Cases Pending End of Year								
<i>Active Cases</i>	20,881	25,745	3,225	22,218	30,343	15,126	43,958	380,947
<i>Inactive Cases</i>	69	94	17	119	292	300	1,342	3,386

DISTRICT COURTS

JUVENILE CASE ACTIVITY

CASES ON DOCKET	CINS	Delinquent Conduct								
		Capital Murder	Murder	Other Homicides	Aggravated Assault or Attempted Murder	Assault	Indecency with or Sexual Assault of Child	Aggravated Robbery or	Burglary	
Cases Pending Beginning of Year										
<i>Active Cases</i>	492	38	26	10	932	915	730	666	611	
<i>Inactive Cases</i>	8	8	4	0	120	77	107	116	67	
Docket Adjustments	-22	-1	1	2	-29	-7	-20	-3	-18	
Cases Added										
New Petitions Filed	50	69	63	17	1,463	1,263	541	733	372	
Petitions for Transfer to Adult Criminal Court	---	0	3	0	0	3	9	4	0	
Other Cases Reaching Docket										
<i>Motions to Modify/Enforce/Proceed Filed</i>	9	1	2	1	262	134	109	350	127	
<i>Cases Reactivated</i>	8	28	11	2	280	178	132	177	58	
<i>All Other Cases Added</i>	20	0	0	1	12	7	12	1	6	
Total Active Cases on Docket	557	135	106	33	2,920	2,493	1,513	1,928	1,156	
Adjudications										
Findings of Delinquent Conduct or CINS										
<i>Plea of True</i>	18	9	14	8	617	283	268	523	150	
<i>By the Court</i>	7	0	0	0	66	63	47	60	33	
<i>By the Jury</i>	0	0	0	0	2	1	2	1	0	
Total Findings of DC/CINS	25	9	14	8	685	347	317	584	183	
Deferred Prosecution	16	0	0	1	248	356	98	36	70	
Transferred to Adult Criminal Court	---	16	11	2	11	1	41	12	3	
Findings of No DC or No CINS										
<i>By the Court</i>	0	0	0	0	0	0	0	0	1	
<i>By the Jury</i>	0	0	0	0	0	1	1	0	0	
Total Findings of No DC/No CINS	0	0	0	0	0	1	1	0	1	
Dismissals	31	6	1	0	209	315	154	77	69	
Motions to Modify Disposition										
<i>Denied</i>	2	0	0	0	36	26	14	43	25	
<i>Granted</i>	5	1	2	0	140	80	72	197	89	
All Other Adjudications/Findings	4	3	9	2	124	60	74	188	29	
Total Cases Adjudicated	83	35	37	13	1,453	1,186	771	1,137	469	
Cases Placed on Inactive Status	10	36	26	2	311	210	113	178	71	
Cases Pending End of Year										
<i>Active Cases</i>	466	64	46	18	1,156	1,089	627	601	621	
<i>Inactive Cases</i>	8	16	16	0	146	113	89	128	72	
Dispositions										
Cases with Finding of DC/CINS										
Probation Granted										
<i>Determinate Sentence Probation</i>	0	2	1	5	223	110	79	325	44	
<i>All Other Probation</i>	12	1	2	3	359	286	183	178	114	
Committed to Texas Juvenile Justice Dept.										
<i>Determinate Sentence</i>	0	7	9	2	36	0	7	82	3	
<i>Indeterminate Sentence</i>	0	0	4	1	28	3	9	13	6	
Final Judgment Without Any Disposition	1	3	0	0	24	52	9	16	8	
Cases with Granted Motion to Modify Disp.										
Probation Revoked, Child Sent to TJJD	0	1	0	0	16	2	9	36	6	
All Other Dispositions	1	1	3	0	126	90	58	147	79	
AGE OF CASES DISPOSED										
	30 Days or Less	31 to 90 Days	91 to 180 Days	Over 180 Days	Total					
Number of Cases	2,205	2,980	2,624	3,267	11,076					

DETAIL

JUVENILE CASE ACTIVITY

CASES ON DOCKET	Delinquent Conduct							Total Cases	Total DC Cases	
	Theft	Auto Theft	Felony Drug Offenses	Misde-meanor Drug Offenses	DWI	Contempt of Court	All Other Offenses		Felonies	Misde-meanors
Cases Pending Beginning of Year										
Active Cases	471	361	334	239	32	29	4,809	10,695	4,903	3,833
Inactive Cases	56	43	17	6	3	0	371	1,003	601	344
Docket Adjustments	-24	2	13	2	-5	0	-157	-266	-71	-120
Cases Added										
New Petitions Filed	325	404	440	106	33	3	4,308	10,190	5,261	4,257
Petitions for Transfer to Adult Criminal Court	0	0	0	0	0	0	10	29	19	4
Other Cases Reaching Docket										
Motions to Modify/Enforce/Proceed Filed	71	141	48	21	1	1	1,016	2,294	1,349	645
Cases Reactivated	52	84	44	13	3	0	413	1,483	956	516
All Other Cases Added	3	4	3	2	0	0	42	113	57	31
Total Active Cases on Docket	898	996	882	383	64	33	10,441	24,538	12,474	9,166
Adjudications										
Findings of Delinquent Conduct or CINS										
Plea of True	142	172	146	34	11	2	1,591	3,988	2,435	1,282
By the Court	9	23	6	1	3	0	156	474	303	159
By the Jury	1	0	0	0	0	0	2	9	8	0
Total Findings of DC/CINS	152	195	152	35	14	2	1,749	4,471	2,746	1,441
Deferred Prosecution	42	74	116	14	7	0	860	1,938	842	871
Transferred to Adult Criminal Court	1	0	4	0	0	0	16	118	96	8
Findings of No DC or No CINS										
By the Court	0	0	0	0	2	0	2	5	2	1
By the Jury	0	1	0	0	0	0	0	3	3	0
Total Findings of No DC/No CINS	0	1	0	0	2	0	2	8	5	1
Dismissals	53	67	74	43	6	0	858	1,963	764	836
Motions to Modify Disposition										
Denied	16	18	7	1	0	0	87	275	194	77
Granted	41	82	25	9	0	1	400	1,144	743	348
All Other Adjudications/Findings	46	93	23	3	2	0	499	1,159	787	345
Total Cases Adjudicated	351	530	401	105	31	3	4,471	11,076	6,177	3,927
Cases Placed on Inactive Status	47	73	55	13	2	0	450	1,597	1,031	574
Cases Pending End of Year										
Active Cases	490	376	422	257	31	30	5,504	11,798	5,236	4,661
Inactive Cases	60	49	27	7	2	0	410	1,143	704	406
Dispositions										
Cases with Finding of DC/CINS										
Probation Granted										
Determinate Sentence Probation	51	69	62	15	3	0	433	1,422	997	352
All Other Probation	101	111	85	26	10	2	1,239	2,712	1,412	1,025
Committed to Texas Juvenile Justice Dept.										
Determinate Sentence	0	1	2	0	0	0	16	165	157	3
Indeterminate Sentence	2	3	2	1	0	0	18	90	72	7
Final Judgment Without Any Disposition	7	11	6	0	0	0	57	194	65	44
Cases with Granted Motion to Modify Disp.										
Probation Revoked, Child Sent to TJJD	8	11	4	0	0	0	24	117	109	5
All Other Dispositions	33	58	37	9	0	1	535	1,178	622	355
ADDITIONAL COURT ACTIVITY										
	CINS	DC	Total		CINS	DC	Total			
Grand Jury Approvals	---	1,330	1,330	Motions to Suppress Granted or Denied	---	1,330	1,330			
Release or Transfer Hearings	---	319	319	Applications for Sealing Records	---	319	319			
Detention Hearings	1,437	24,819	26,256	Motions for Sex Offender Un- or Deregistration	1,437	24,819	26,256			
Cases Set for Review	11	3,989	4,000	Cases in Which Attorney Appointed as Counsel	11	3,989	4,000			
Competency Hearings	0	59	59	Cases with Retained Counsel	0	59	59			

DETAIL

STATUTORY COUNTY COURTS

FELONY CASE ACTIVITY

CASES ON DOCKET	Capital Murder	Murder	Other Homicides	Aggravated Assault or Attempted Murder	Sexual Assault of Adult	Indecency with or Sexual Assault of Child	Family Violence Assault	Aggravated Robbery or Robbery
Cases Pending Beginning of Year								
Active Cases	0	5	12	88	7	24	42	14
Inactive Cases	0	1	0	6	0	4	2	2
Docket Adjustments	1	0	0	7	0	4	3	-1
Cases Added								
Filed by Indictment or Information	0	2	5	68	6	12	21	9
Other Cases Reaching Docket								
Motions to Revoke Filed	0	0	0	17	0	3	12	3
Cases Reactivated	0	0	0	11	0	2	2	0
All Other Cases Added	0	0	0	0	0	0	0	0
Total Active Cases on Docket	1	7	17	191	13	45	80	25
Dispositions								
Convictions								
Guilty Plea or Nolo Contendere	0	0	2	16	2	3	8	1
By the Court	0	0	0	1	0	0	4	0
By the Jury	0	0	0	2	0	1	1	0
Total Convictions	0	0	2	19	2	4	13	1
Deferred Adjudication	0	0	0	19	0	2	4	0
Acquittals								
By the Court	0	0	0	0	0	0	0	0
By the Jury	0	0	0	1	0	0	0	0
Total Acquittals	0	0	0	1	0	0	0	0
Dismissals								
Motions to Revoke								
Granted/Revoked	0	0	0	5	0	0	6	4
Denied/Continued	0	0	0	4	0	0	0	0
All Other Dispositions	0	0	0	0	0	0	0	0
Total Cases Disposed	1	2	2	60	2	8	31	6
Cases Placed on Inactive Status	0	0	3	14	0	1	5	1
Cases Pending End of Year								
Active Cases	0	5	12	116	11	36	44	18
Inactive Cases	0	1	3	10	0	3	5	3
Cases in Which								
Death Penalty Sought	---	---	---	---	---	---	---	---
Death Penalty Not Sought	---	---	---	---	---	---	---	---
Sentencing Information								
Prison	0	0	2	5	1	4	7	1
State Jail	0	0	0	0	0	0	0	0
Local Jail	0	0	0	2	0	0	1	0
Probation/Community Supervision	0	0	0	11	2	0	4	0
Shock Probation	0	0	0	0	0	0	0	0
Fine Only	0	0	0	0	0	0	0	0
Other	0	0	0	0	0	0	0	0

AGE OF CASES DISPOSED	90 Days or Less	91 to 180 Days	181 to 365 Days	Over 365 Days	Total
Number of Cases	251	168	288	319	1,026

FELONY CASE ACTIVITY

CASES ON DOCKET	Burglary	Theft	Auto Theft	Drug Sale or Manufac- ture	Drug Possession	Felony DWI	Other Felony	Total Cases
Cases Pending Beginning of Year								
<i>Active Cases</i>	51	110	31	35	404	319	227	1,369
<i>Inactive Cases</i>	13	25	18	0	56	117	35	279
Docket Adjustments	0	1	1	2	21	41	12	92
Cases Added								
Filed by Indictment or Information	29	119	34	20	259	205	117	906
Other Cases Reaching Docket								
<i>Motions to Revoke Filed</i>	10	27	9	10	92	32	34	249
<i>Cases Reactivated</i>	16	46	23	1	89	98	34	322
<i>All Other Cases Added</i>	0	0	0	0	0	0	0	0
Total Active Cases on Docket	106	303	98	68	865	695	424	2,938
Dispositions								
Convictions								
<i>Guilty Plea or Nolo Contendere</i>	6	46	17	18	130	196	70	515
<i>By the Court</i>	0	3	0	0	2	0	0	10
<i>By the Jury</i>	0	1	0	0	1	2	0	8
Total Convictions	6	50	17	18	133	198	70	533
Deferred Adjudication	0	7	10	5	72	1	26	146
Acquittals								
<i>By the Court</i>	0	0	0	0	0	0	0	0
<i>By the Jury</i>	0	0	1	0	0	0	0	2
Total Acquittals	0	0	1	0	0	0	0	2
Dismissals	9	16	4	2	46	5	24	132
Motions to Revoke								
<i>Granted/Revoked</i>	6	13	4	2	55	10	14	119
<i>Denied/Continued</i>	3	6	0	4	28	19	15	79
All Other Dispositions	0	1	0	0	4	9	1	15
Total Cases Disposed	24	93	36	31	338	242	150	1,026
Cases Placed on Inactive Status	18	65	25	1	113	94	36	376
Cases Pending End of Year								
<i>Active Cases</i>	67	144	39	34	415	363	237	1,541
<i>Inactive Cases</i>	12	45	18	2	79	109	38	328
Cases in Which								
<i>Death Penalty Sought</i>	---	---	---	---	---	---	---	---
<i>Death Penalty Not Sought</i>	---	---	---	---	---	---	---	---
Sentencing Information								
<i>Prison</i>	2	7	4	15	30	57	29	164
<i>State Jail</i>	2	14	4	1	16	4	8	49
<i>Local Jail</i>	0	9	6	0	25	2	1	46
<i>Probation/Community Supervision</i>	3	18	3	3	54	135	30	263
<i>Shock Probation</i>	0	0	0	0	0	0	0	0
<i>Fine Only</i>	0	0	0	0	0	0	0	0
<i>Other</i>	0	0	0	0	1	0	0	1

STATUTORY COUNTY COURTS

MISDEMEANOR CASE ACTIVITY

CASES ON DOCKET	DWI - First Offense	DWI - Second Offense	Theft	Theft by Check	Drug Possession - Marijuana	Drug Offenses - Other
Cases Pending Beginning of Year						
<i>Active Cases</i>	80,896	12,790	24,097	6,976	24,148	10,764
<i>Inactive Cases</i>	32,612	5,356	29,357	7,604	10,443	3,849
Docket Adjustments	-4,298	-191	-965	-182	-231	-440
Cases Added						
New Cases Filed	51,445	9,913	20,282	1,219	17,477	6,766
Appealed from Lower Courts	21	5	18	13	4	50
Other Cases Reaching Docket						
<i>Motions to Revoke Filed</i>	4,577	1,054	1,448	127	860	521
<i>Cases Reactivated</i>	14,095	2,681	13,340	1,153	6,205	2,721
<i>All Other Cases Added</i>	294	105	145	45	73	59
Total Active Cases on Docket	147,030	26,357	58,365	9,351	48,536	20,441
Dispositions						
Convictions						
<i>Guilty Plea or Nolo Contendere</i>	30,772	9,413	8,583	469	6,073	2,741
<i>By the Court</i>	105	34	36	2	24	20
<i>By the Jury</i>	197	46	10	0	9	2
Total Convictions	31,074	9,493	8,629	471	6,106	2,763
Deferred Adjudication	11,438	446	3,097	226	2,700	877
Acquittals						
<i>By the Court</i>	42	5	0	1	0	1
<i>By the Jury</i>	133	25	3	0	2	2
Total Acquittals	175	30	3	1	2	3
Dismissals	19,421	1,941	14,337	1,631	10,779	4,914
Motions to Revoke						
<i>Granted/Revoked</i>	2,204	583	953	63	793	321
<i>Denied/Continued</i>	1,716	384	505	128	503	162
All Other Dispositions	687	104	498	33	1,154	416
Total Cases Disposed	66,715	12,981	28,022	2,553	22,037	9,456
Placed on Inactive Status	14,502	2,913	11,605	311	6,362	2,898
Cases Pending End of Year						
<i>Active Cases</i>	65,834	10,300	20,172	6,753	20,451	8,375
<i>Inactive Cases</i>	32,168	5,602	25,592	6,496	10,142	3,698
Sentencing Information						
<i>Local Jail</i>	15,006	4,207	7,064	314	3,526	2,084
<i>Probation/Comm. Supervision</i>	15,398	5,150	867	144	513	395
<i>Fine Only</i>	307	47	469	7	1,626	158
<i>Other</i>	172	30	132	0	227	59

AGE OF CASES DISPOSED	30 Days or Less	31 to 90 Days	91 to 180 Days	Over 180 Days	Total
Number of Cases	39,128	22,451	22,780	250,210	334,569

INFORMATION ON TRAFFICKING OF PERSONS	Total Filed
Cases for Trafficking of Persons	1
Cases for Prostitution	840
Cases for Compelling Prostitution	0

MISDEMEANOR CASE ACTIVITY

CASES ON DOCKET	Family Violence Assault	Assault - Other	Traffic	DWLS/ DWLI	Other Misdemeanor Cases	Total Cases
Cases Pending Beginning of Year						
Active Cases	38,595	16,968	13,111	5,759	96,578	330,682
Inactive Cases	15,006	9,196	7,096	5,339	50,999	176,857
Docket Adjustments	-650	-2,400	-1,351	-63	-3,867	-14,638
Cases Added						
New Cases Filed	32,949	12,715	6,534	3,419	103,771	266,490
Appealed from Lower Courts	32	30	6,999	67	1,473	8,712
Other Cases Reaching Docket						
Motions to Revoke Filed	1,850	815	299	133	3,915	15,599
Cases Reactivated	11,559	5,073	2,294	2,421	33,646	95,188
All Other Cases Added	258	165	75	7	688	1,914
Total Active Cases on Docket	84,593	33,366	27,961	11,743	236,204	703,947
Dispositions						
Convictions						
Guilty Plea or Nolo Contendere	8,401	3,918	3,183	1,686	33,775	109,014
By the Court	47	23	36	8	169	504
By the Jury	67	22	14	0	96	463
Total Convictions	8,515	3,963	3,233	1,694	34,040	109,981
Deferred Adjudication	5,287	2,050	4,061	296	10,767	41,245
Acquittals						
By the Court	47	18	2	0	39	155
By the Jury	128	48	4	0	42	387
Total Acquittals	175	66	6	0	81	542
Dismissals	24,498	7,835	7,144	3,077	64,830	160,407
Motions to Revoke						
Granted/Revoked	1,145	472	171	106	2,195	9,006
Denied/Continued	487	288	120	57	1,363	5,713
All Other Dispositions	459	308	652	273	3,091	7,675
Total Cases Disposed	40,566	14,982	15,387	5,503	116,367	334,569
Placed on Inactive Status	12,250	5,368	2,347	1,820	35,848	96,224
Cases Pending End of Year						
Active Cases	30,940	15,021	11,249	4,731	85,241	279,067
Inactive Cases	16,091	7,289	5,949	4,408	50,748	168,183
Sentencing Information						
Local Jail	6,199	3,059	1,362	1,265	28,939	73,025
Probation/Comm. Supervision	1,339	549	415	78	2,732	27,580
Fine Only	725	263	1,350	254	1,302	6,508
Other	123	45	51	31	578	1,448

DETAIL

ADDITIONAL COURT ACTIVITY	Misdemeanor	Felony	Total
Cases in Which Jury Selected	824	6	830
Cases in Which Mistrial Declared	57	0	57
Motions to Suppress Granted or Denied	532	10	542
Mental Illness/Intellectual Disability Assessments	33,925	19	33,944
Competency Examination Reports	2,785	1	2,786
Cases Set for Review	24,490	52	24,542
Cases in Which Attorney Appointed as Counsel	144,987	470	145,457
Cases with Retained Counsel	111,327	311	111,638
Cases Which Defendant Failed to Appear	---	---	22,100
Cases Which Defendant Violated Condition of Release	---	---	3,171
Cases Def. Committed Offense on Bail/Supervision	---	---	1,724

STATUTORY COUNTY COURTS

CIVIL CASE ACTIVITY

CASES ON DOCKET	Injury or Damage					
	Motor Vehicle	Medical Malpractice	Other Professional Malpractice	Product Liability - Asbestos/Silica	Other Product Liability	Other Injury or Damage
Cases Pending Beginning of Year						
<i>Active Cases</i>	23,329	84	22	9	89	4,328
<i>Inactive Cases</i>	213	1	2	2	4	82
Docket Adjustments	6,542	1	0	0	-1	4,355
Cases Added						
New Cases Filed	10,947	39	7	1	35	2,463
Cases Appealed from Lower Courts	5	0	0	0	1	21
Other Cases Reaching Docket						
<i>Cases Reactivated</i>	42	1	0	0	0	12
<i>All Other Cases Added</i>	337	0	2	0	1	65
Total Active Cases on Docket	41,202	125	31	10	125	11,244
Dispositions						
Change of Venue Transfers	65	0	0	1	0	28
Default Judgments	640	0	0	0	2	151
Agreed Judgments	434	2	0	0	3	93
Summary Judgments	85	0	0	0	1	38
Final Judgments						
<i>After Non-Jury Trial</i>	493	2	0	0	0	95
<i>By Jury Verdict</i>	87	0	0	0	0	10
<i>By Directed Verdict</i>	8	0	0	0	0	1
<i>Dismissed for Want of Prosecution</i>	1,440	0	2	0	4	191
<i>Non-Suited or Dismissed by Plaintiff</i>	7,161	13	7	2	24	1,030
All Other Dispositions	1,445	2	0	0	3	364
Total Cases Disposed	11,858	19	9	3	37	2,001
Cases Placed on Inactive Status	43	1	0	0	0	15
Cases Pending End of Year						
<i>Active Cases</i>	29,300	105	22	7	88	9,216
<i>Inactive Cases</i>	144	1	2	2	4	85
AGE OF CASES DISPOSED						
	3 Months or Less	Over 3 to 6 Months	Over 6 to 12 Months	12 to 18 Months	Over 18 Months	Total
Number of Cases	33,434	19,131	22,504	8,166	25,465	108,700
ADDITIONAL COURT ACTIVITY						
						Total
				Cases in Which Jury Selected		217
				Cases in Which Mistrial Declared		2
				Injunction or Show Cause Order Issued		809
				Cases in Which Plaintiff/Petitioner Represented Self		10,581

DETAIL

CIVIL CASE ACTIVITY

	Real Property		Contract		Civil Cases Relating to Criminal Matters	All Other Civil Cases	Tax	Total Cases
	Eminent Domain	Other Real Property	Consumer/ Commercial/ Debt	Other Contract				
CASES ON DOCKET								
Cases Pending Beginning of Year								
Active Cases	2,416	781	46,911	12,856	74,023	21,079	4,316	190,243
Inactive Cases	11	11	864	313	137	302	6	1,948
Docket Adjustments	355	1	11,691	9,163	-12,754	17,775	1,093	38,221
Cases Added								
New Cases Filed	899	402	30,617	5,890	25,463	7,923	2,264	86,950
Cases Appealed from Lower Courts	1	432	230	2,541	2	11,158	0	14,391
Other Cases Reaching Docket								
<i>Cases Reactivated</i>	2	4	239	20	0	165	9	494
<i>All Other Cases Added</i>	27	12	1,691	164	149	663	8	3,119
Total Active Cases on Docket	3,700	1,632	91,379	30,634	86,883	58,763	7,690	333,418
Dispositions								
Change of Venue Transfers	3	4	48	21	3	50	0	223
Default Judgments	2	36	11,989	1,501	5,174	708	163	20,366
Agreed Judgments	272	31	3,636	391	3,719	620	197	9,398
Summary Judgments	4	14	921	156	134	229	108	1,690
Final Judgments								
<i>After Non-Jury Trial</i>	279	178	1,295	813	1,708	3,695	534	9,092
<i>By Jury Verdict</i>	3	0	21	9	3	15	1	149
<i>By Directed Verdict</i>	1	1	5	3	0	4	0	23
<i>Dismissed for Want of Prosecution</i>	16	57	4,389	1,242	943	3,152	7	11,443
<i>Non-Suited or Dismissed by Plaintiff</i>	207	152	13,546	2,226	8,713	3,718	991	37,790
All Other Dispositions	137	181	2,560	2,995	7,214	3,497	128	18,526
Total Cases Disposed	924	654	38,410	9,357	27,611	15,688	2,129	108,700
Cases Placed on Inactive Status	1	4	228	27	2	220	3	544
Cases Pending End of Year								
Active Cases	2,755	931	52,627	21,213	59,203	42,811	5,553	223,831
Inactive Cases	9	11	563	317	123	273	5	1,539

STATUTORY COUNTY COURTS

FAMILY CASE ACTIVITY

CASES ON DOCKET	Divorce		Parent-Child - No Divorce	Child Protective Services	Termination of Parental Rights	Adoption	Protective Orders - No Divorce	All Other Family Law Cases
	Children	No Children						
Cases Pending Beginning of Year								
<i>Active Cases</i>	9,296	7,574	3,476	3,893	498	985	1,879	3,379
<i>Inactive Cases</i>	31	19	7	15	3	0	0	3
Docket Adjustments	-87	26	-35	-173	-16	-19	-48	-111
Cases Added								
New Cases Filed	6,411	7,671	1,559	1,233	226	1,015	1,361	2,009
Other Cases Reaching Docket								
<i>Cases Reactivated</i>	7	3	0	3	6	0	0	0
<i>All Other Cases Added</i>	210	67	90	43	7	9	75	157
Total Active Cases on Docket	15,837	15,341	5,090	4,999	721	1,990	3,267	5,434
Dispositions								
Change of Venue Transfers	40	14	24	22	6	3	9	9
Default Judgments	190	339	99	6	10	10	21	28
Agreed Judgments	2,083	2,355	337	82	32	141	105	307
Summary Judgments	8	11	3	1	0	0	1	4
Final Judgments								
<i>After Non-Jury Trial</i>	2,503	3,092	488	534	106	613	492	833
<i>By Jury Verdict</i>	2	1	3	6	1	0	0	0
<i>By Directed Verdict</i>	1	1	1	1	0	0	1	0
<i>Dismissed for Want of Prosecution</i>	597	636	226	78	14	50	178	232
<i>Non-Suited or Dismissed by Plaintiff</i>	497	396	136	576	30	27	248	63
All Other Dispositions	751	959	244	269	50	229	288	659
Total Cases Disposed	6,672	7,804	1,561	1,575	249	1,073	1,343	2,135
Cases Placed on Inactive Status	7	2	3	5	4	0	0	0
Cases Pending End of Year								
<i>Active Cases</i>	9,163	7,539	3,528	3,424	469	917	1,924	3,299
<i>Inactive Cases</i>	26	14	8	12	0	0	0	3
AGE OF CASES DISPOSED								
	3 Months or Less	Over 3 to 6 Months	Over 6 to 12 Months	12 to 18 Months	Over 18 Months	Total		
Number of Cases	11,954	7,215	7,063	3,166	5,690	35,088		
ADDITIONAL COURT ACTIVITY								
								Total
						Cases in Which Jury Selected		32
						Cases in Which Mistrial Declared		3
						Injunction of Show Cause Order Issued		1,169
						Protective Orders Signed		1,000
						Cases Set for Review		1,496
						Cases in Which Plaintiff/Petitioner Represented Self		7,621

FAMILY CASE ACTIVITY

CASES ON DOCKET	Title IV-D			Post-Judgment Actions				Total Cases
	Paternity	Support Order	UIFSA	Modification - Custody	Modification - Other	Enforcement	Title IV-D	
Cases Pending Beginning of Year								
Active Cases	3,527	2,181	251	2,885	4,309	2,451	6,202	52,786
Inactive Cases	1	3	2	9	11	17	112	233
Docket Adjustments	-365	-203	-26	11	-22	-47	-18	-1,133
Cases Added								
New Cases Filed	3,064	2,334	170	1,014	1,529	678	3,784	34,058
Other Cases Reaching Docket								
<i>Cases Reactivated</i>	2	2	0	0	0	0	2	25
<i>All Other Cases Added</i>	121	71	1	152	195	100	270	1,568
Total Active Cases on Docket	6,349	4,385	396	4,062	6,011	3,182	10,240	87,304
Dispositions								
Change of Venue Transfers	6	13	2	58	71	8	96	381
Default Judgments	178	62	4	71	38	13	151	1,220
Agreed Judgments	920	378	36	277	329	116	972	8,470
Summary Judgments	0	3	0	2	2	5	6	46
Final Judgments								
<i>After Non-Jury Trial</i>	1,135	998	25	249	428	189	1,565	13,250
<i>By Jury Verdict</i>	1	0	0	2	0	0	2	18
<i>By Directed Verdict</i>	0	1	0	1	1	0	0	8
<i>Dismissed for Want of Prosecution</i>	23	33	1	130	153	94	57	2,502
<i>Non-Suited or Dismissed by Plaintiff</i>	864	452	33	74	76	98	547	4,117
All Other Dispositions	265	223	18	101	297	95	628	5,076
Total Cases Disposed	3,392	2,163	119	965	1,395	618	4,024	35,088
Cases Placed on Inactive Status	1	3	0	3	0	1	2	31
Cases Pending End of Year								
Active Cases	2,956	2,219	278	3,095	4,616	2,565	6,251	52,243
Inactive Cases	0	4	1	11	11	16	75	181

STATUTORY COUNTY COURTS

JUVENILE CASE ACTIVITY

CASES ON DOCKET	CINS	Delinquent Conduct								
		Capital Murder	Murder	Other Homicides	Aggravated Assault or Attempted Murder	Assault	Indecency with or Sexual Assault of Child	Aggravated Robbery or	Burglary	
Cases Pending Beginning of Year										
Active Cases	341	5	24	9	346	727	301	123	202	
Inactive Cases	2	0	0	0	5	8	0	1	9	
Docket Adjustments	8	2	2	0	10	26	-5	1	-7	
Cases Added										
New Petitions Filed	107	2	14	3	362	917	252	124	121	
Petitions for Transfer to Adult Criminal Court	---	1	2	1	6	2	16	6	2	
Other Cases Reaching Docket										
Motions to Modify/Enforce/Proceed Filed	17	0	0	1	98	137	55	26	39	
Cases Reactivated	0	0	0	0	5	14	0	1	0	
All Other Cases Added	30	1	4	1	36	41	9	14	13	
Total Active Cases on Docket	503	11	46	15	863	1,864	628	295	370	
Adjudications										
Findings of Delinquent Conduct or CINS										
Plea of True	38	1	5	2	192	389	129	70	74	
By the Court	31	2	0	0	43	31	13	20	13	
By the Jury	0	0	0	0	1	0	0	0	0	
Total Findings of DC/CINS	69	3	5	2	236	420	142	90	87	
Deferred Prosecution	8	0	0	0	16	94	9	0	12	
Transferred to Adult Criminal Court	---	1	6	1	5	0	14	9	0	
Findings of No DC or No CINS										
By the Court	0	0	0	0	7	7	2	2	1	
By the Jury	1	0	1	0	2	3	1	0	0	
Total Findings of No DC/No CINS	1	0	1	0	9	10	3	2	1	
Dismissals	47	0	1	0	70	230	61	18	16	
Motions to Modify Disposition										
Denied	1	0	0	0	3	7	1	1	1	
Granted	10	0	0	1	68	96	52	15	24	
All Other Adjudications/Findings	4	0	1	2	35	54	11	18	16	
Total Cases Adjudicated	140	4	14	6	442	911	293	153	157	
Cases Placed on Inactive Status	0	0	0	0	3	17	10	1	0	
Cases Pending End of Year										
Active Cases	363	6	32	9	415	922	316	136	209	
Inactive Cases	2	0	0	0	3	11	1	1	8	
Dispositions										
Cases with Finding of DC/CINS										
Probation Granted										
Determinate Sentence Probation	---	0	2	0	30	77	31	18	19	
All Other Probation	37	0	3	1	154	307	91	62	54	
Committed to Texas Juvenile Justice Dept.										
Determinate Sentence	---	3	1	3	6	0	5	2	1	
Indeterminate Sentence	---	0	0	0	31	7	8	8	16	
Final Judgment Without Any Disposition	3	0	1	0	9	19	9	2	2	
Cases with Granted Motion to Modify Disp.										
Probation Revoked, Child Sent to TJJD	---	0	0	0	4	2	4	2	1	
All Other Dispositions	2	0	0	0	34	46	13	7	11	
AGE OF CASES DISPOSED										
	30 Days or Less	31 to 90 Days	91 to 180 Days	Over 180 Days	Total					
Number of Cases	846	1,264	1,142	843	4,095					

DETAIL

JUVENILE CASE ACTIVITY

CASES ON DOCKET	Delinquent Conduct							Total Cases	Total DC Cases	
	Theft	Auto Theft	Felony Drug Offenses	Misde-meanor Drug Offenses	DWI	Contempt of Court	All Other Offenses		Felonies	Misde-meanors
Cases Pending Beginning of Year										
Active Cases	449	89	154	409	7	2	1,399	4,587	1,783	2,022
Inactive Cases	2	2	4	2	0	0	9	44	15	19
Docket Adjustments	2	-8	1	-1	0	6	-12	25	-6	-24
Cases Added										
New Petitions Filed	276	74	315	89	5	4	962	3,627	1,811	1,581
Petitions for Transfer to Adult Criminal Court	1	0	2	0	0	0	14	53	49	2
Other Cases Reaching Docket										
Motions to Modify/Enforce/Proceed Filed	49	30	58	35	0	0	228	773	477	270
Cases Reactivated	1	2	3	0	0	0	7	33	13	19
All Other Cases Added	10	8	71	17	2	0	77	334	192	107
Total Active Cases on Docket	788	195	604	549	14	12	2,675	9,432	4,319	3,977
Adjudications										
Findings of Delinquent Conduct or CINS										
Plea of True	112	38	148	37	4	1	461	1,701	968	643
By the Court	9	11	4	4	0	0	74	255	149	75
By the Jury	0	0	0	0	0	0	0	1	1	0
Total Findings of DC/CINS	121	49	152	41	4	1	535	1,957	1,118	718
Deferred Prosecution	55	1	16	17	0	2	88	318	96	157
Transferred to Adult Criminal Court	2	0	0	0	0	0	2	40	37	3
Findings of No DC or No CINS										
By the Court	3	2	3	2	0	0	2	31	21	9
By the Jury	0	0	0	0	0	0	2	10	3	4
Total Findings of No DC/No CINS	3	2	3	2	0	0	4	41	24	13
Dismissals	47	18	65	22	3	0	187	785	327	362
Motions to Modify Disposition										
Denied	0	1	1	0	0	0	17	33	18	12
Granted	38	19	42	29	0	0	142	536	328	192
All Other Adjudications/Findings	27	12	59	21	2	0	123	385	209	169
Total Cases Adjudicated	293	102	338	132	9	3	1,098	4,095	2,157	1,626
Cases Placed on Inactive Status	1	2	1	2	0	0	10	47	23	25
Cases Pending End of Year										
Active Cases	493	91	261	412	5	9	1,553	5,232	2,099	2,309
Inactive Cases	2	1	1	5	0	0	13	48	13	26
Dispositions										
Cases with Finding of DC/CINS										
Probation Granted										
Determinate Sentence Probation	21	10	69	21	0	1	90	389	247	138
All Other Probation	99	31	89	28	4	0	390	1,350	731	539
Committed to Texas Juvenile Justice Dept.										
Determinate Sentence	0	1	0	0	0	0	7	29	23	0
Indeterminate Sentence	7	5	5	1	0	0	29	117	107	10
Final Judgment Without Any Disposition	14	3	4	4	0	0	39	109	48	51
Cases with Granted Motion to Modify Disp.										
Probation Revoked, Child Sent to TJJD	5	0	1	0	0	0	6	25	22	3
All Other Dispositions	19	8	12	6	0	0	74	232	140	86
ADDITIONAL COURT ACTIVITY										
	CINS	DC	Total		CINS	DC	Total			
Grand Jury Approvals	---	51	51	Motions to Suppress Granted or Denied	0	3	3			
Release or Transfer Hearings	---	15	15	Applications for Sealing Records	0	270	270			
Detention Hearings	44	4,772	4,816	Motions for Sex Offender Un- or Deregistration	0	27	27			
Cases Set for Review	1	585	586	Cases in Which Attorney Appointed as Counsel	93	3,136	3,229			
Competency Hearings	0	23	23	Cases with Retained Counsel	47	1,105	1,152			

DETAIL

STATUTORY COUNTY COURTS

PROBATE AND GUARDIANSHIP CASES

CASES ON DOCKET	Decedents' Estates			Guardianships		All Other Cases	Total Cases
	Independent Administration	Dependent Administration	All Other Estate Proceedings	Minor	Adult		
New Cases, Applications or Contests Filed	37,496	2,207	14,145	526	3,879	1,651	59,904
Other Cases Added							
<i>Ancillary Cases</i>	314	103	79	2	45	107	650
<i>All Other Matters</i>	4,347	1,292	536	328	3,265	500	10,268
Inventories Filed	27,405	1,376	---	118	854	---	29,753
Guardianship of Person Reports Filed	---	---	---	882	27,757	---	28,639
Annual or Final Accounts Filed	---	1,744	---	930	4,254	---	6,928

ADDITIONAL COURT ACTIVITY	Total
Guardianships	
<i>Dismissed or Denied</i>	224
<i>Granted</i>	2,781
<i>Closed</i>	1,597
<i>Active</i>	40,037
Chapter 1102 Investigations	3,931
Chapter 48 Removals	23
Hearings Held	73,323
Cases in Which Plaintiff/Petitioner Represented Self	2,005

MENTAL HEALTH CASE ACTIVITY

CASES ON DOCKET	Temporary Mental Health Services	Extended Mental Health Services	Modification		Total
			Inpatient to Outpatient	Outpatient to Inpatient	
Intake					
New Applications Filed	42,700	280	152		134
Orders for Protective Custody Signed	40,875	---	---		---
Hearings					
Probable Cause Hearings Held	35,125	---	---		---
Release/Dismissal Prior to Final Hearing	44,106	49	2		34
Final Commitment Hearings Held	7,125	194	43		24
Other Information					
Disposition at Final Hearing					
<i>Denied (Release)</i>	1,966	4	2		2
<i>Granted (Commit)</i>					
<i>Inpatient</i>	3,470	154	23		---
<i>Outpatient</i>	274	47	---		12

ORDER TO AUTHORIZE PSYCHOACTIVE MEDICATIONS	Total
New Applications Filed	4,640
Dismissal Prior to Hearing	743
Hearings Held	3,087
Disposition at Hearing	
<i>Denied</i>	160
<i>Granted</i>	2,986



CONSTITUTIONAL COUNTY COURTS

CRIMINAL CASE ACTIVITY

CASES ON DOCKET	DWI - First Offense	DWI - Second Offense	Theft	Theft by Check	Drug Possession - Marijuana	Drug Offenses - Other
Cases Pending Beginning of Year						
<i>Active Cases</i>	11,331	1,501	5,228	7,354	8,410	3,845
<i>Inactive Cases</i>	1,583	336	1,323	1,687	1,844	570
Docket Adjustments	-80	-11	-15	-121	12	-43
Cases Added						
New Cases Filed	3,003	660	1,147	44	4,056	1,300
Appealed from Lower Courts	2	0	0	0	1	26
Other Cases Reaching Docket						
<i>Motions to Revoke Filed</i>	302	112	120	3	169	79
<i>Cases Reactivated</i>	501	123	364	144	731	284
<i>All Other Cases Added</i>	39	10	1	0	36	19
Total Active Cases on Docket	15,098	2,395	6,845	7,424	13,415	5,510
Dispositions						
Convictions						
<i>Guilty Plea or Nolo Contendere</i>	1,736	579	536	24	1,471	499
<i>By the Court</i>	122	40	36	3	88	31
<i>By the Jury</i>	6	3	2	0	2	1
Total Convictions	1,864	622	574	27	1,561	531
Deferred Adjudication	551	26	135	3	601	121
Acquittals						
<i>By the Court</i>	1	0	0	0	3	0
<i>By the Jury</i>	2	2	3	0	0	1
Total Acquittals	3	2	3	0	3	1
Dismissals	1,515	177	821	535	2,571	738
Motions to Revoke						
<i>Granted/Revoked</i>	175	61	73	12	132	57
<i>Denied/Continued</i>	89	30	27	5	79	13
All Other Dispositions	137	21	37	17	245	26
Total Cases Disposed	4,334	939	1,670	599	5,192	1,487
Cases Placed on Inactive Status	572	152	370	50	846	324
Cases Pending End of Year						
<i>Active Cases</i>	10,146	1,288	4,788	6,794	7,343	3,686
<i>Inactive Cases</i>	1,591	352	1,288	1,549	1,858	580
Sentencing Information						
<i>Local Jail</i>	345	116	289	14	518	292
<i>Probation/Community Supervision</i>	1,094	413	189	4	282	113
<i>Fine Only</i>	85	22	22	4	357	48
<i>Other</i>	91	21	33	7	223	36
AGE OF CASES DISPOSED						
	30 Days or Less	31 to 60 Days	61 to 90 Days	Over 90 Days	Total	
Number of Cases	6,765	4,363	4,531	19,966	35,625	

CRIMINAL CASE ACTIVITY

CASES ON DOCKET	Family Violence Assault	Assault - Other	Traffic	DWLS/ DWLI	Other Misdemeanor Cases	Total Cases
Cases Pending Beginning of Year						
Active Cases	2,976	3,667	8,456	3,817	19,981	76,566
Inactive Cases	587	346	641	689	3,447	13,053
Docket Adjustments	78	-27	-17	-78	371	69
Cases Added						
New Cases Filed	2,324	967	2,828	1,089	12,905	30,323
Appealed from Lower Courts	5	11	1,735	23	176	1,979
Other Cases Reaching Docket						
Motions to Revoke Filed	188	63	50	55	474	1,615
Cases Reactivated	386	174	166	324	1,922	5,119
All Other Cases Added	9	11	26	3	57	211
Total Active Cases on Docket	5,966	4,866	13,244	5,233	35,886	115,882
Dispositions						
Convictions						
Guilty Plea or Nolo Contendere	874	382	725	464	5,035	12,325
By the Court	73	22	50	16	273	754
By the Jury	2	0	4	2	12	34
Total Convictions	949	404	779	482	5,320	13,113
Deferred Adjudication	316	114	739	81	758	3,445
Acquittals						
By the Court	3	0	0	1	5	13
By the Jury	6	5	2	1	17	39
Total Acquittals	9	5	2	2	22	52
Dismissals	1,223	516	1,897	917	5,473	16,383
Motions to Revoke						
Granted/Revoked	127	30	31	35	258	991
Denied/Continued	25	9	14	13	72	376
All Other Dispositions	67	43	336	66	270	1,265
Total Cases Disposed	2,716	1,121	3,798	1,596	12,173	35,625
Cases Placed on Inactive Status	443	192	195	329	2,300	5,773
Cases Pending End of Year						
Active Cases	2,808	3,537	9,205	3,004	19,263	71,862
Inactive Cases	613	338	654	646	3,540	13,009
Sentencing Information						
Local Jail	446	194	128	206	2,212	4,760
Probation/Community Supervision	343	138	118	81	882	3,657
Fine Only	54	31	317	77	347	1,364
Other	63	36	111	60	341	1,022

DETAIL

ADDITIONAL COURT ACTIVITY	Total
Cases in Which Jury Selected	30
Cases in Which Mistrial Declared	1
Motions to Suppress Granted or Denied	11
Mental Illness/Intellectual Disability Assessments	1,857
Competency Examination Reports	2
Cases Set for Review	257
Cases in Which Attorney Appointed as Counsel	7,063
Cases With Retained Counsel	5,993
Cases in Which Defendant Failed to Appear	1,111
Cases in Which Defendant Violated Condition of Release	181
Cases Def. Committed Offense on Bail/Supervision	155

CONSTITUTIONAL COUNTY COURTS

CIVIL CASE ACTIVITY

CASES ON DOCKET	Injury or Damage		Real Property	Contract		
	Motor Vehicle	Other Injury or Damage		Consumer/Commercial/ Debt	Landlord/ Tenant	Other Contract
Cases Pending Beginning of Year						
Active Cases	272	110	38	2,976	110	318
Inactive Cases	31	5	0	146	3	6
Docket Adjustments	-2	-2	-1	-26	-5	0
Cases Added						
New Cases Filed	24	5	10	681	80	41
Appealed from Lower Courts	0	0	0	16	27	2
Other Cases Reaching Docket						
<i>Cases Reactivated</i>	0	0	0	16	3	0
<i>All Other Cases Added</i>	0	0	0	12	4	1
Total Active Cases on Docket	294	113	47	3,675	219	362
Cases Disposed						
Change of Venue Transfers	0	0	0	2	0	1
Default Judgments	1	1	0	183	8	4
Agreed Judgments	0	0	0	58	0	1
Summary Judgments	0	0	0	23	1	0
Final Judgments						
<i>After Non-Jury Trial</i>	0	0	2	12	40	5
<i>By Jury Verdict</i>	0	1	0	1	2	0
<i>By Directed Verdict</i>	0	0	0	0	0	0
<i>Dismissed for Want of Prosecution</i>	2	0	0	11	4	2
<i>Non-Suited or Dismissed by Plaintiff</i>	9	2	1	199	13	11
All Other Dispositions	3	1	4	42	17	6
Total Cases Disposed	15	5	7	531	85	30
Cases Placed on Inactive Status	0	0	0	14	7	1
Cases Pending End of Year						
Active Cases	280	108	40	3,118	131	330
Inactive Cases	5	0	0	46	3	7

AGE OF CASES DISPOSED	3 Months or Less	Over 3 to 6 Months	Over 6 to 12 Months	12 to 18 Months	Over 18 Months	Total
Number of Cases	1,265	291	362	146	608	2,672

ADDITIONAL COURT ACTIVITY	Total
Cases in Which Jury Selected	2
Cases in Which Mistrial Declared	0
Injunction or Show Cause Order Issued	7
Protective Orders Signed	118
Cases in Which Plaintiff/Petitioner Represented Self	408

DETAIL

CIVIL CASE ACTIVITY

CASES ON DOCKET	Civil Cases Relating to Criminal Matters	All Other Civil Cases	Total Cases
Cases Pending Beginning of Year			
<i>Active Cases</i>	10,188	6,709	20,721
<i>Inactive Cases</i>	315	338	844
Docket Adjustments	-124	-104	-264
Cases Added			
New Cases Filed	1,937	838	3,616
Appealed from Lower Courts	5	33	83
Other Cases Reaching Docket			
<i>Cases Reactivated</i>	39	0	58
<i>All Other Cases Added</i>	21	20	58
Total Active Cases on Docket	12,066	7,496	24,272
Change of Venue Transfers			
	2	3	8
Default Judgments	36	61	294
Agreed Judgments	302	83	444
Summary Judgments	18	6	48
Final Judgments			
<i>After Non-Jury Trial</i>	26	61	146
<i>By Jury Verdict</i>	1	1	6
<i>By Directed Verdict</i>	1	2	3
<i>Dismissed for Want of Prosecution</i>	140	37	196
<i>Non-Suited or Dismissed by Plaintiff</i>	363	80	678
All Other Dispositions	526	250	849
Total Cases Disposed	1,415	584	2,672
Cases Placed on Inactive Status	34	7	63
Cases Pending End of Year			
<i>Active Cases</i>	10,592	6,906	21,505
<i>Inactive Cases</i>	296	158	515

CONSTITUTIONAL COUNTY COURTS

JUVENILE CASE ACTIVITY

CASES ON DOCKET	CINS	Delinquent Conduct								
		Capital Murder	Murder	Other Homicides	Aggravated Assault or Attempted Murder	Assault	Indecency with or Sexual Assault of Child	Aggravated Robbery or Robbery	Burglary	
Cases Pending Beginning of Year										
<i>Active Cases</i>	91	2	1	1	66	172	90	20	112	
<i>Inactive Cases</i>	2	0	0	0	1	10	0	0	0	
Docket Adjustments	-1	0	0	0	-13	-13	2	-2	-14	
New Petitions Filed										
New Petitions Filed	2	0	1	0	33	81	32	7	24	
Petitions for Transfer to Adult Criminal Court	---	0	0	0	2	1	1	0	0	
Other Cases Reaching Docket										
<i>Motions to Modify/Enforce/Proceed Filed</i>	0	0	0	0	2	6	0	1	8	
<i>Cases Reactivated</i>	0	0	0	0	1	0	0	0	1	
<i>All Other Cases Added</i>	5	0	0	0	3	4	1	0	0	
Total Active Cases on Docket	97	2	2	1	94	251	126	26	131	
Adjudications										
Findings of Delinquent Conduct or CINS										
<i>Plea of True</i>	0	0	0	0	13	26	8	1	7	
<i>By the Court</i>	0	0	0	0	5	4	3	0	3	
<i>By the Jury</i>	0	0	0	0	0	0	1	0	0	
Total Findings of DC/CINS	0	0	0	0	18	30	12	1	10	
Deferred Prosecution	0	0	0	0	2	3	1	0	0	
Transferred to Adult Criminal Court	0	0	0	0	4	0	1	0	0	
Findings of No DC or No CINS										
<i>By the Court</i>	0	0	0	0	0	1	0	0	0	
<i>By the Jury</i>	0	0	0	0	0	0	0	0	0	
Total Findings of No DC/No CINS	0	0	0	0	0	1	0	0	0	
Dismissals	0	0	0	0	3	29	5	2	4	
Motions to Modify Disposition										
<i>Denied</i>	0	0	0	0	1	0	0	0	0	
<i>Granted</i>	0	0	0	0	2	2	0	1	7	
All Other Adjudications/Findings	0	0	0	0	3	4	9	1	6	
Total Cases Adjudicated	0	0	0	0	33	69	28	5	27	
Cases Placed on Inactive Status	0	0	0	0	0	1	0	0	1	
Cases Pending End of Year										
<i>Active Cases</i>	97	2	2	1	61	180	98	21	103	
<i>Inactive Cases</i>	2	0	0	0	0	10	0	0	0	
Dispositions										
Cases with Finding of DC/CINS										
Probation Granted										
<i>Determinate Sentence Probation</i>	---	0	0	0	6	11	8	1	4	
<i>All Other Probation</i>	0	0	0	0	10	17	4	0	8	
Committed to Texas Juvenile Justice Dept.										
<i>Determinate Sentence</i>	---	1	0	0	0	0	1	0	0	
<i>Indeterminate Sentence</i>	---	0	0	0	1	1	0	1	2	
Final Judgment Without Any Disposition	0	0	0	0	1	5	0	1	0	
Cases with Granted Motion to Modify Disp.										
Probation Revoked, Child Sent to TJJD	---	0	0	0	1	0	0	0	2	
All Other Dispositions	0	0	0	0	2	3	1	0	6	
AGE OF CASES DISPOSED										
	30 Days or Less	31 to 90 Days	91 to 180 Days	Over 180 Days	Total					
Number of Cases	117	111	51	104	383					

DETAIL

JUVENILE CASE ACTIVITY

CASES ON DOCKET	Delinquent Conduct							Total Cases	Total DC Cases	
	Theft	Auto Theft	Felony Drug Offenses	Misde-meanor Drug Offenses	DWI	Contempt of Court	All Other Offenses		Felonies	Misde-meanors
Cases Pending Beginning of Year										
Active Cases	83	26	30	93	14	2	647	1,450	471	714
Inactive Cases	0	0	0	2	0	0	14	29	11	21
Docket Adjustments	-2	-3	3	-10	-3	0	-46	-102	-10	-43
Cases Added										
New Petitions Filed	21	17	28	12	2	1	176	437	200	177
Petitions for Transfer to Adult Criminal Court	0	0	1	2	0	0	3	10	3	5
Other Cases Reaching Docket										
Motions to Modify/Enforce/Proceed Filed	3	3	1	3	0	0	10	37	17	13
Cases Reactivated	0	0	0	0	0	0	1	3	2	1
All Other Cases Added	1	0	0	0	0	0	3	17	5	6
Total Active Cases on Docket	106	43	63	100	13	3	794	1,852	688	873
Adjudications										
Findings of Delinquent Conduct or CINS										
Plea of True	6	6	3	3	0	0	67	140	53	71
By the Court	2	1	1	3	0	0	12	34	24	7
By the Jury	0	0	0	0	0	0	0	1	1	0
Total Findings of DC/CINS	8	7	4	6	0	0	79	175	78	78
Deferred Prosecution	4	1	0	1	0	0	4	16	4	5
Transferred to Adult Criminal Court	0	1	0	0	0	0	2	8	6	2
Findings of No DC or No CINS										
By the Court	0	0	0	1	0	0	0	2	0	0
By the Jury	0	0	0	0	0	0	0	0	0	0
Total Findings of No DC/No CINS	0	0	0	1	0	0	0	2	0	0
Dismissals	4	2	2	7	2	0	38	98	33	56
Motions to Modify Disposition										
Denied	0	1	0	0	0	0	2	4	4	0
Granted	0	1	0	0	0	0	12	25	9	9
All Other Adjudications/Findings	3	0	9	1	0	0	19	55	39	12
Total Cases Adjudicated	19	13	15	16	2	0	156	383	173	162
Cases Placed on Inactive Status	0	0	0	0	0	0	1	3	1	1
Cases Pending End of Year										
Active Cases	87	30	48	84	11	3	637	1,465	503	707
Inactive Cases	0	0	0	2	0	0	14	28	21	22
Dispositions										
Cases with Finding of DC/CINS										
Probation Granted										
Determinate Sentence Probation	5	3	3	2	0	0	22	65	25	20
All Other Probation	7	4	2	6	1	0	60	119	53	56
Committed to Texas Juvenile Justice Dept.										
Determinate Sentence	0	0	0	0	0	0	6	8	2	2
Indeterminate Sentence	0	0	0	0	0	0	2	7	4	1
Final Judgment Without Any Disposition	0	0	0	1	1	0	5	14	5	8
Cases with Granted Motion to Modify Disp.										
Probation Revoked, Child Sent to TJJD	0	0	0	0	0	0	4	7	1	3
All Other Dispositions	1	1	0	0	0	0	10	24	11	7
ADDITIONAL COURT ACTIVITY										
	CINS	DC	Total			CINS	DC	Total		
Grand Jury Approvals	---	1	1		Motions to Suppress Granted or Denied	0	0	0		
Release or Transfer Hearings	---	4	4		Applications for Sealing Records	0	3	3		
Detention Hearings	22	274	296		Motions for Sex Offender Un- or Deregistration	1	3	4		
Cases Set for Review	0	3	3		Cases in Which Attorney Appointed as Counsel	18	238	256		
Competency Hearings	0	0	0		Cases with Retained Counsel	2	85	87		

DETAIL

CONSTITUTIONAL COUNTY COURTS

PROBATE AND GUARDIANSHIP CASES

CASES ON DOCKET	Decedents' Estates			Guardianships		All Other Cases	Total Cases
	Independent Administration	Dependent Administration	All Other Estate Proceedings	Minor	Adult		
New Cases, Applications or Contests Filed	12,157	518	5,037	159	810	1,270	19,951
Other Cases Added							
<i>Ancillary Cases</i>	65	33	55	6	12	6	177
<i>All Other Matters</i>	512	171	166	26	477	91	1,443
Inventories Filed	6,849	215	---	34	195	---	7,293
Guardianship of Person Reports Filed	---	---	---	187	3,512	---	3,699
Annual or Final Accounts Filed	---	239	---	207	1,427	---	1,873

ADDITIONAL COURT ACTIVITY	Total
Guardianships	
<i>Dismissed or Denied</i>	106
<i>Granted</i>	389
<i>Closed</i>	1,219
<i>Active</i>	6,660
Chapter 1102 Investigations	538
Chapter 48 Removals	8
Hearings Held	15,694
Cases in Which Plaintiff/Petitioner Represented Self	640

MENTAL HEALTH CASE ACTIVITY

CASES ON DOCKET	Temporary Mental Health Services	Extended Mental Health Services	Modification		Total
			Inpatient to Outpatient	Outpatient to Inpatient	
Intake					
New Applications Filed	5,324	92	0		4
Orders for Protective Custody Signed	4,260	---	---		---
Hearings					
Probable Cause Hearings Held	2,785	---	---		---
Release/Dismissal Prior to Final Hearing	2,151	9	0		0
Final Commitment Hearings Held	1,780	3	0		0
Other Information					
Disposition at Final Hearing					
<i>Denied (Release)</i>	1,125	0	0		0
<i>Granted (Commit)</i>					
<i>Inpatient</i>	834	66	0		---
<i>Outpatient</i>	9	0	---		0

ORDER TO AUTHORIZE PSYCHOACTIVE MEDICATIONS	Total
New Applications Filed	939
Dismissal Prior to Hearing	23
Hearings Held	710
Disposition at Hearing	
<i>Denied</i>	4
<i>Granted</i>	799



DISTRICT AND STATUTORY COUNTY COURTS

CIVIL CASE ACTIVITY

CASES ON DOCKET	Injury or Damage					
	Motor Vehicle	Medical Malpractice	Other Professional Malpractice	Product Liability - Asbestos/Silica	Other Product Liability	Other Injury or Damage
Cases Pending Beginning of Year						
<i>Active Cases</i>	100,413	2,826	431	828	738	25,475
<i>Inactive Cases</i>	2,838	165	32	234	37	1,256
Docket Adjustments	6,325	-2	-71	-5	-1	4,400
Cases Added						
New Cases Filed	46,983	1,145	136	70	195	12,900
Cases Appealed from Lower Courts	6,194	184	22	1	20	1,166
Other Cases Reaching Docket						
<i>Cases Reactivated</i>	6,194	184	22	1	20	1,166
<i>All Other Cases Added</i>	1,585	50	9	6	18	426
Total Active Cases on Docket	161,500	4,203	527	900	970	44,367
Dispositions						
Change of Venue Transfers	403	19	4	5	10	304
Default Judgments	1,407	8	4	1	7	462
Agreed Judgments	6,172	140	16	1	22	1,381
Summary Judgments	415	23	10	1	6	332
Final Judgments						
<i>After Non-Jury Trial</i>	1,657	50	1	0	8	457
<i>By Jury Verdict</i>	461	25	4	0	2	84
<i>By Directed Verdict</i>	15	0	1	0	0	3
<i>Dismissed for Want of Prosecution</i>	6,582	87	25	12	24	1,219
<i>Non-Suited or Dismissed by Plaintiff</i>	26,660	642	85	25	91	4,726
All Other Dispositions	8,914	171	11	7	52	2,105
Total Cases Disposed	52,686	1,165	161	52	222	11,073
Cases Placed on Inactive Status	6,454	184	19	3	16	1,204
Cases Pending End of Year						
<i>Active Cases</i>	102,415	2,855	353	846	734	32,029
<i>Inactive Cases</i>	3,125	164	23	235	32	1,363
AGE OF CASES DISPOSED						
	3 Months or Less	Over 3 to 6 Months	Over 6 to 12 Months	12 to 18 Months	Over 18 Months	Total
Number of Cases	87,277	53,342	68,882	37,529	96,871	343,901
ADDITIONAL COURT ACTIVITY						
				Cases in Which Jury Selected		1,298
				Cases in Which Mistrial Declared		38
				Injunction or Show Cause Order Issued		6,783
				Cases in Which Plaintiff/Petitioner Represented Self		17,779

DETAIL

CIVIL CASE ACTIVITY

	Real Property		Contract		Civil Cases Relating to Criminal Matters	All Other Civil Cases	Tax	Total Cases
	Eminent Domain	Other Real Property	Consumer/ Commercial/ Debt	Other Contract				
CASES ON DOCKET								
Cases Pending Beginning of Year								
Active Cases	3,538	18,343	106,087	32,474	130,487	74,702	110,439	606,781
Inactive Cases	40	613	3,864	1,920	835	2,091	982	14,907
Docket Adjustments	344	3,391	11,157	8,184	-9,381	14,544	-1,262	37,623
Cases Added								
New Cases Filed	1,240	15,077	63,156	18,357	80,808	39,539	44,264	323,870
Cases Appealed from Lower Courts	6	2,046	230	2,541	2	11,158	0	14,391
Other Cases Reaching Docket								
<i>Cases Reactivated</i>	6	2,046	2,178	602	1,501	1,614	1,854	17,388
<i>All Other Cases Added</i>	36	236	2,573	426	760	2,092	451	8,668
Total Active Cases on Docket	5,164	39,093	185,151	60,043	204,175	132,491	155,746	994,330
Dispositions								
Change of Venue Transfers	21	73	458	181	17	359	5	1,859
Default Judgments	17	586	22,301	4,475	8,731	2,958	7,133	48,090
Agreed Judgments	359	8,511	7,627	1,663	12,045	9,025	908	47,870
Summary Judgments	4	211	2,347	609	387	709	508	5,562
Final Judgments								
<i>After Non-Jury Trial</i>	338	674	2,648	1,515	12,500	6,055	8,654	34,557
<i>By Jury Verdict</i>	4	23	84	34	56	93	13	883
<i>By Directed Verdict</i>	1	4	11	3	49	11	27	125
<i>Dismissed for Want of Prosecution</i>	28	785	8,510	2,376	2,667	5,496	1,678	29,489
<i>Non-Suited or Dismissed by Plaintiff</i>	372	2,338	26,176	6,964	12,638	14,382	22,516	117,615
All Other Dispositions	166	1,274	5,971	4,693	24,206	8,402	1,879	57,851
Total Cases Disposed	1,310	14,479	76,133	22,513	73,296	47,490	43,321	343,901
Cases Placed on Inactive Status	8	2,088	2,054	575	1,507	1,702	1,827	17,641
Cases Pending End of Year								
Active Cases	3,828	22,897	107,449	39,524	129,348	94,315	111,628	648,221
Inactive Cases	40	692	3,645	1,814	795	2,169	866	14,963

DISTRICT AND STATUTORY COUNTY COURTS

FAMILY CASE ACTIVITY

CASES ON DOCKET	Divorce		Parent-Child - No Divorce	Child Protective Services	Termination of Parental Rights	Adoption	Protective Orders - No Divorce	All Other Family Law Cases
	Children	No Children						
Cases Pending Beginning of Year								
<i>Active Cases</i>	71,647	75,266	36,666	22,342	2,351	7,949	8,934	24,911
<i>Inactive Cases</i>	435	244	205	129	18	26	46	127
Docket Adjustments	-770	-1,509	-451	-695	-70	-220	-45	-650
Cases Added								
New Cases Filed	50,833	64,008	14,212	7,812	1,897	8,088	11,678	20,013
Other Cases Reaching Docket								
<i>Cases Reactivated</i>	866	599	260	262	23	88	52	145
<i>All Other Cases Added</i>	1,965	868	1,154	363	33	85	212	1,101
Total Active Cases on Docket	125,311	140,741	52,292	30,779	4,304	16,210	20,876	46,170
Dispositions								
Change of Venue Transfers	159	46	128	110	20	40	25	47
Default Judgments	2,822	4,781	1,138	166	82	104	1,030	221
Agreed Judgments	22,848	27,879	3,980	953	183	1,050	1,920	2,937
Summary Judgments	15	22	10	10	0	3	1	17
Final Judgments								
<i>After Non-Jury Trial</i>	13,947	19,110	3,230	4,028	1,031	5,077	2,330	9,981
<i>By Jury Verdict</i>	12	8	4	41	1	10	3	9
<i>By Directed Verdict</i>	6	6	2	4	0	4	3	4
<i>Dismissed for Want of Prosecution</i>	6,817	6,810	2,694	287	128	385	1,334	2,011
<i>Non-Suited or Dismissed by Plaintiff</i>	3,412	2,912	1,114	2,986	131	178	2,215	665
All Other Dispositions	2,812	2,861	1,264	1,773	171	863	2,107	4,017
Total Cases Disposed	52,850	64,435	13,564	10,358	1,747	7,714	10,968	19,909
Cases Placed on Inactive Status	815	572	239	280	23	90	43	143
Cases Pending End of Year								
<i>Active Cases</i>	71,951	74,282	37,936	19,455	2,463	8,175	10,003	25,434
<i>Inactive Cases</i>	431	242	203	130	18	29	37	126
AGE OF CASES DISPOSED								
	3 Months or Less	Over 3 to 6 Months	Over 6 to 12 Months	12 to 18 Months	Over 18 Months	Total		
Number of Cases	98,739	61,550	71,852	32,102	47,768	312,011		
ADDITIONAL COURT ACTIVITY								
							Total	
					Cases in Which Jury Selected			185
					Cases in Which Mistrial Declared			5
					Injunction of Show Cause Order Issued			22,263
					Protective Orders Signed			8,475
					Cases Set for Review			31,017
					Cases in Which Plaintiff/Petitioner Represented Self			79,098

DETAIL

FAMILY CASE ACTIVITY

CASES ON DOCKET	Title IV-D			Post-Judgment Actions				Total Cases
	Paternity	Support Order	UIFSA	Modification - Custody	Modification - Other	Enforcement	Title IV-D	
Cases Pending Beginning of Year								
<i>Active Cases</i>	26,538	29,050	3,642	23,735	34,814	17,048	52,259	437,152
<i>Inactive Cases</i>	76	90	20	140	289	334	1,613	3,792
Docket Adjustments	-450	-848	-151	195	190	-138	-178	-5,790
Cases Added								
New Cases Filed	21,400	28,285	2,151	8,995	14,954	6,876	36,408	297,610
Other Cases Reaching Docket								
<i>Cases Reactivated</i>	69	102	1	34	470	228	304	3,503
<i>All Other Cases Added</i>	618	942	111	1,295	1,498	522	3,872	14,639
Total Active Cases on Docket	48,625	58,379	5,905	34,059	51,736	24,674	92,843	752,904
Dispositions								
Change of Venue Transfers	82	96	11	495	494	101	565	2,419
Default Judgments	2,776	2,792	231	610	476	193	2,947	20,369
Agreed Judgments	5,748	9,088	326	3,258	6,027	1,487	15,618	103,302
Summary Judgments	3	8	2	4	7	6	9	117
Final Judgments								
<i>After Non-Jury Trial</i>	5,373	6,636	556	1,854	2,477	1,376	10,977	87,983
<i>By Jury Verdict</i>	4	15	1	7	13	1	15	144
<i>By Directed Verdict</i>	1	6	0	1	3	8	4	52
<i>Dismissed for Want of Prosecution</i>	2,287	2,557	166	1,517	3,298	1,585	1,931	33,807
<i>Non-Suited or Dismissed by Plaintiff</i>	6,194	6,149	584	650	1,154	966	6,109	35,419
All Other Dispositions	1,803	2,250	427	499	2,506	883	4,163	28,399
Total Cases Disposed	24,271	29,597	2,304	8,895	16,455	6,606	42,338	312,011
Cases Placed on Inactive Status	65	111	1	35	435	209	234	3,295
Cases Pending End of Year								
<i>Active Cases</i>	23,837	27,964	3,503	25,313	34,959	17,691	50,209	433,175
<i>Inactive Cases</i>	69	98	18	130	303	316	1,417	3,567

DISTRICT AND STATUTORY COUNTY COURTS

FELONY CASE ACTIVITY

CASES ON DOCKET	Capital Murder	Murder	Other Homicides	Aggravated Assault or Attempted Murder	Sexual Assault of Adult	Indecency with or Sexual Assault of Child	Family Violence Assault	Aggravated Robbery or Robbery
Cases Pending Beginning of Year								
Active Cases	1,377	2,990	1,019	33,336	2,660	11,996	15,652	9,707
Inactive Cases	211	955	327	11,602	1,120	6,071	4,570	3,609
Docket Adjustments	-42	-53	-7	-823	-58	79	-509	-328
Cases Added								
Filed by Indictment or Information	486	1,294	453	31,162	1,576	5,755	15,255	6,721
Other Cases Reaching Docket								
Motions to Revoke Filed	2	11	47	5,858	157	647	3,247	2,041
Cases Reactivated	92	256	139	9,047	419	1,986	6,037	2,842
All Other Cases Added	25	59	26	929	43	125	497	451
Total Active Cases on Docket	1,982	4,610	1,684	80,332	4,855	20,509	40,688	21,762
Dispositions								
Convictions								
Guilty Plea or Nolo Contendere	256	506	198	9,581	389	1,951	5,734	3,628
By the Court	5	27	10	407	23	141	194	59
By the Jury	82	198	30	270	67	332	50	79
Total Convictions	343	731	238	10,258	479	2,424	5,978	3,766
Deferred Adjudication	5	33	84	9,209	264	1,214	4,301	1,759
Acquittals								
By the Court	3	10	3	36	4	8	5	6
By the Jury	6	32	4	92	20	87	33	11
Total Acquittals	9	42	7	128	24	95	38	17
Dismissals								
Motions to Revoke								
Granted/Revoked	1	1	17	2,260	71	264	1,380	800
Denied/Continued	0	4	21	3,014	71	316	1,483	1,153
All Other Dispositions	17	17	14	1,067	26	98	144	247
Total Cases Disposed	478	1,070	455	36,484	1,658	6,405	19,504	9,820
Cases Placed on Inactive Status	90	316	154	10,549	518	2,451	6,770	3,147
Cases Pending End of Year								
Active Cases	1,374	3,155	1,055	32,657	2,688	11,771	14,026	8,496
Inactive Cases	202	980	331	12,224	1,129	6,387	5,127	3,787
Cases in Which								
Death Penalty Sought	5	---	---	---	---	---	---	---
Death Penalty Not Sought	144	---	---	---	---	---	---	---
Sentencing Information								
Prison	309	693	173	5,141	390	2,136	2,359	2,908
State Jail	5	6	8	326	11	47	61	160
Local Jail	0	0	5	3,574	32	54	2,848	523
Probation/Community Supervision	1	10	43	1,089	23	89	803	183
Shock Probation	0	0	1	14	0	0	3	8
Fine Only	0	0	0	11	0	0	15	3
Other	0	2	2	69	0	5	8	11

AGE OF CASES DISPOSED	90 Days or Less	91 to 180 Days	181 to 365 Days	Over 365 Days	Total
Number of Cases	80,074	47,066	60,755	97,923	285,818

INFORMATION ON TRAFFICKING OF PERSONS	Total Filed
Cases for Trafficking of Persons	336
Cases for Prostitution	1,063
Cases for Compelling Prostitution	78
Cases for Soliciting Prostitution	858

BAIL INFORMATION	Total Filed
Cases in Which Defendant Failed to Appear	33,017
Cases Defendant Violated Condition of Release	6,169
Cases Def. Committed Offense on Bail/Supervision	3,782

FELONY CASE ACTIVITY

CASES ON DOCKET	Burglary	Theft	Auto Theft	Drug Sale or Manufac- ture	Drug Possession	Felony DWI	Other Felony	Total Cases
Cases Pending Beginning of Year								
Active Cases	12,933	18,043	5,812	13,653	54,414	12,645	59,993	256,230
Inactive Cases	6,125	12,975	3,097	6,303	27,247	5,842	26,952	117,006
Docket Adjustments	-252	359	-46	-208	-1,301	-21	-2,496	-5,706
Cases Added								
Filed by Indictment or Information	10,010	17,417	7,252	11,388	57,178	8,712	54,483	229,142
Other Cases Reaching Docket								
Motions to Revoke Filed	3,111	3,766	1,450	2,797	14,980	2,294	10,069	50,477
Cases Reactivated	4,712	7,892	2,876	4,199	23,460	3,406	20,245	87,608
All Other Cases Added	326	403	157	414	1,065	661	1,537	6,718
Total Active Cases on Docket	31,092	47,521	17,547	32,451	151,097	27,718	146,327	630,175
Dispositions								
Convictions								
Guilty Plea or Nolo Contendere	5,219	8,938	3,439	4,526	20,997	8,056	21,260	94,678
By the Court	307	393	135	234	1,137	296	1,346	4,714
By the Jury	49	34	6	56	97	33	307	1,690
Total Convictions	5,575	9,365	3,580	4,816	22,231	8,385	22,913	101,082
Deferred Adjudication	2,348	3,316	1,075	3,068	15,536	164	11,954	54,330
Acquittals								
By the Court	8	3	4	4	14	3	40	151
By the Jury	5	8	3	5	17	4	66	393
Total Acquittals	13	11	7	9	31	7	106	544
Dismissals	2,979	5,157	2,408	3,476	17,898	1,097	18,284	73,241
Motions to Revoke								
Granted/Revoked	1,491	1,930	766	1,054	7,232	993	4,414	22,674
Denied/Continued	1,494	1,633	559	1,514	6,052	1,192	4,316	22,822
All Other Dispositions	348	585	207	394	1,500	432	1,634	6,730
Total Cases Disposed	14,248	21,997	8,602	14,331	70,480	12,270	63,621	281,423
Cases Placed on Inactive Status	5,152	9,118	3,293	4,748	26,782	3,863	23,701	100,652
Cases Pending End of Year								
Active Cases	11,549	16,551	5,640	13,148	53,572	11,731	58,909	246,322
Inactive Cases	6,232	14,074	3,370	6,643	28,644	5,967	27,095	122,192
Cases in Which								
Death Penalty Sought	---	---	---	---	---	---	---	5
Death Penalty Not Sought	---	---	---	---	---	---	---	144
Sentencing Information								
Prison	2,180	1,523	490	3,221	5,505	2,413	11,727	41,168
State Jail	1,303	3,112	1,345	290	4,432	249	2,482	13,837
Local Jail	1,442	3,662	1,487	518	8,258	694	4,790	27,887
Probation/Community Supervision	582	968	246	643	3,462	4,843	3,302	16,287
Shock Probation	4	1	0	7	10	7	25	80
Fine Only	2	1	1	0	28	3	38	102
Other	29	69	9	67	101	249	138	759

ADDITIONAL COURT ACTIVITY	Total	Total
Cases in Which Jury Selected	2,107	Competency Examination Reports 6,779
Cases in Which Mistrial Declared	114	Cases Set for Review 41,635
Motions to Suppress Granted or Denied	5,804	Cases in Which Attorney Appointed as Counsel 168,862
Mental Illness/Intellectual Disability Assessments	47,781	Cases with Retained Counsel 80,498

DISTRICT AND COUNTY-LEVEL COURTS

JUVENILE CASE ACTIVITY

CASES ON DOCKET	CINS	Delinquent Conduct								
		Capital Murder	Murder	Other Homicides	Aggravated Assault or Attempted Murder	Assault	Indecency with or Sexual Assault of Child	Aggravated Robbery or Robbery	Burglary	
Cases Pending Beginning of Year										
<i>Active Cases</i>	924	45	51	20	1,344	1,814	1,121	809	925	
<i>Inactive Cases</i>	12	8	4	0	126	95	107	117	76	
Docket Adjustments	-15	0	3	2	-37	6	-29	-4	-42	
Cases Added										
New Petitions Filed	159	71	78	21	1,860	2,263	825	864	518	
Petitions for Transfer to Adult Criminal Court	--	1	5	0	5	4	25	10	1	
Other Cases Reaching Docket										
<i>Motions to Modify/Enforce/Proceed Filed</i>	26	1	2	2	362	277	164	377	174	
<i>Cases Reactivated</i>	8	28	11	2	286	192	132	178	59	
<i>All Other Cases Added</i>	55	1	4	2	51	52	22	15	19	
Total Active Cases on Docket	1,172	147	151	47	3,908	4,602	2,289	2,253	1,696	
Adjudications										
Findings of Delinquent Conduct or CINS										
<i>Plea of True</i>	56	10	19	10	822	698	405	594	231	
<i>By the Court</i>	38	2	0	0	114	98	63	80	49	
<i>By the Jury</i>	0	0	0	0	3	1	3	1	0	
Total Findings of DC/CINS	94	12	19	10	939	797	471	675	280	
Deferred Prosecution	24	0	0	1	266	453	108	36	82	
Transferred to Adult Criminal Court	--	17	17	3	20	1	56	21	3	
Findings of No DC or No CINS										
<i>By the Court</i>	0	0	0	0	7	8	2	2	2	
<i>By the Jury</i>	1	0	1	0	2	4	2	0	0	
Total Findings of No DC/No CINS	1	0	1	0	9	12	4	2	2	
Dismissals	78	6	2	0	282	574	219	97	89	
Motions to Modify Disposition										
<i>Denied</i>	3	0	0	0	40	33	15	44	26	
<i>Granted</i>	15	1	2	1	210	178	124	213	120	
All Other Adjudications/Findings	8	3	10	4	162	118	94	207	51	
Total Cases Adjudicated	223	39	51	19	1,928	2,166	1,091	1,295	653	
Cases Placed on Inactive Status	10	36	26	2	314	228	123	179	72	
Cases Pending End of Year										
<i>Active Cases</i>	926	71	80	28	1,626	2,191	1,035	758	930	
<i>Inactive Cases</i>	12	16	16	0	149	134	90	129	80	
Dispositions										
Cases with Finding of DC/CINS										
Probation Granted										
<i>Determinate Sentence Probation</i>	--	2	3	5	259	198	118	344	67	
<i>All Other Probation</i>	49	1	5	4	523	610	278	240	176	
Committed to Texas Juvenile Justice Dept.										
<i>Determinate Sentence</i>	--	11	10	5	42	0	13	84	4	
<i>Indeterminate Sentence</i>	--	0	4	1	60	11	17	22	24	
Final Judgment Without Any Disposition	4	3	1	0	34	76	18	19	10	
Cases with Granted Motion to Modify Disp.										
Probation Revoked, Child Sent to TJJD	--	1	0	0	21	4	13	38	9	
All Other Dispositions	3	1	3	0	162	139	72	154	96	
AGE OF CASES DISPOSED										
	30 Days or Less	31 to 90 Days	91 to 180 Days	Over 180 Days	Total					
Number of Cases	3,168	4,354	3,817	4,212	15,551					

DETAIL

JUVENILE CASE ACTIVITY

CASES ON DOCKET	Delinquent Conduct							Total Cases	Total DC Cases	
	Theft	Auto Theft	Felony Drug Offenses	Misde-meanor Drug Offenses	DWI	Contempt of Court	All Other Offenses		Felonies	Misde-meanors
Cases Pending Beginning of Year										
Active Cases	1,003	476	518	741	53	33	6,855	16,732	7,157	6,569
Inactive Cases	58	45	21	10	3	0	394	1,076	627	384
Docket Adjustments	-27	-12	16	-9	-8	6	-234	-384	-114	-201
Cases Added										
New Petitions Filed	622	495	783	207	40	8	5,444	14,258	7,278	6,013
Petitions for Transfer to Adult Criminal Court	1	0	3	2	0	0	26	83	63	10
Other Cases Reaching Docket										
Motions to Modify/Enforce/Proceed Filed	123	174	107	59	1	1	1,254	3,104	1,843	928
Cases Reactivated	53	86	47	13	3	0	421	1,519	971	536
All Other Cases Added	14	12	74	19	2	0	122	464	254	144
Total Active Cases on Docket	1,816	1,243	1,532	1,041	99	42	14,122	36,160	17,566	14,200
Adjudications										
Findings of Delinquent Conduct or CINS										
Plea of True	260	216	297	74	15	3	2,119	5,829	3,456	1,996
By the Court	20	35	11	8	3	0	241	762	476	240
By the Jury	1	0	0	0	0	0	2	11	10	0
Total Findings of DC/CINS	281	251	308	82	18	3	2,362	6,602	3,942	2,236
Deferred Prosecution	101	76	132	32	7	2	952	2,272	942	1,033
Transferred to Adult Criminal Court	3	1	4	0	0	0	20	166	139	13
Findings of No DC or No CINS										
By the Court	3	2	3	3	2	0	4	38	23	10
By the Jury	0	1	0	0	0	0	2	13	6	4
Total Findings of No DC/No CINS	3	3	3	3	2	0	6	51	29	14
Dismissals	104	87	141	72	11	0	1,083	2,845	1,123	1,254
Motions to Modify Disposition										
Denied	16	20	8	1	0	0	106	312	216	89
Granted	79	102	67	38	0	1	554	1,705	1,080	549
All Other Adjudications/Findings	76	105	90	25	4	0	641	1,598	1,034	526
Total Cases Adjudicated	663	645	753	253	42	6	5,724	15,551	8,505	5,714
Cases Placed on Inactive Status	48	75	56	15	2	0	461	1,647	1,055	600
Cases Pending End of Year										
Active Cases	1,067	494	731	753	47	42	7,673	18,452	7,811	7,661
Inactive Cases	62	50	28	14	2	0	437	1,219	738	454
Dispositions										
Cases with Finding of DC/CINS										
Probation Granted										
Determinate Sentence Probation	77	82	134	38	3	1	545	1,876	1,269	510
All Other Probation	207	146	176	60	15	2	1,689	4,181	2,196	1,620
Committed to Texas Juvenile Justice Dept.										
Determinate Sentence	0	2	2	0	0	0	29	202	182	5
Indeterminate Sentence	9	8	7	2	0	0	49	214	183	18
Final Judgment Without Any Disposition	21	14	10	5	1	0	101	317	118	103
Cases with Granted Motion to Modify Disp.										
Probation Revoked, Child Sent to TJJD	13	11	5	0	0	0	34	149	132	11
All Other Dispositions	53	67	49	15	0	1	618	1,433	773	447
ADDITIONAL COURT ACTIVITY										
	CINS	DC	Total		CINS	DC	Total			
Grand Jury Approvals	--	1,382	1,382	Motions to Suppress Granted or Denied	2	12	14			
Release or Transfer Hearings	--	338	338	Applications for Sealing Records	444	1,676	2,120			
Detention Hearings	1,503	29,852	31,355	Motions for Sex Offender Un- or Deregistration	1	63	64			
Cases Set for Review	12	4,577	4,589	Cases in Which Attorney Appointed as Counsel	132	12,036	12,168			
Competency Hearings	0	82	82	Cases with Retained Counsel	60	2,446	2,506			

DETAIL

COUNTY-LEVEL COURTS

MISDEMEANOR CASE ACTIVITY

CASES ON DOCKET	DWI - First Offense	DWI - Second Offense	Theft	Theft by Check	Drug Possession - Marijuana	Drug Offenses - Other
Cases Pending Beginning of Year						
<i>Active Cases</i>	92,227	14,291	29,325	14,330	32,558	14,609
<i>Inactive Cases</i>	34,195	5,692	30,680	9,291	12,287	4,419
Docket Adjustments	-4,036	-119	599	-293	737	-145
Cases Added						
New Cases Filed	54,448	10,573	21,429	1,263	21,533	8,066
Appealed from Lower Courts	23	5	18	13	5	76
Other Cases Reaching Docket						
<i>Motions to Revoke Filed</i>	4,879	1,166	1,568	130	1,029	600
<i>Cases Reactivated</i>	14,596	2,804	13,704	1,297	6,936	3,005
<i>All Other Cases Added</i>	333	115	146	45	109	78
Total Active Cases on Docket	166,506	28,954	66,190	17,078	62,170	26,434
Dispositions						
Convictions						
<i>Guilty Plea or Nolo Contendere</i>	32,508	9,992	9,119	493	7,544	3,240
<i>By the Court</i>	227	74	72	5	112	51
<i>By the Jury</i>	203	49	12	0	11	3
Total Convictions	32,938	10,115	9,203	498	7,667	3,294
Deferred Adjudication	11,989	472	3,232	229	3,301	998
Acquittals						
<i>By the Court</i>	43	5	0	1	3	1
<i>By the Jury</i>	135	27	6	0	2	3
Total Acquittals	178	32	6	1	5	4
Dismissals	20,936	2,118	15,158	2,166	13,350	5,652
Motions to Revoke						
<i>Granted/Revoked</i>	2,379	644	1,026	75	925	378
<i>Denied/Continued</i>	1,805	414	532	133	582	175
All Other Dispositions	824	125	535	50	1,399	442
Total Cases Disposed	71,049	13,920	29,692	3,152	27,229	10,943
Placed on Inactive Status	15,074	3,065	11,975	361	7,208	3,222
Cases Pending End of Year						
<i>Active Cases</i>	75,980	11,588	24,960	13,547	27,794	12,061
<i>Inactive Cases</i>	33,759	5,954	26,880	8,045	12,000	4,278
Sentencing Information						
<i>Local Jail</i>	15,351	4,323	7,353	328	4,044	2,376
<i>Probation/Comm. Supervision</i>	16,492	5,563	1,056	148	795	508
<i>Fine Only</i>	392	69	491	11	1,983	206
<i>Other</i>	263	51	165	7	450	95
AGE OF CASES DISPOSED						
	30 Days or Less	31 to 90 Days	91 to 180 Days	Over 180 Days	Total	
Number of Cases	45,893	26,814	27,311	270,176	370,194	

MISDEMEANOR CASE ACTIVITY

CASES ON DOCKET	Family Violence Assault	Assault - Other	Traffic	DWLS/ DWLI	Other Misdemeanor Cases	Total Cases
Cases Pending Beginning of Year						
Active Cases	41,571	20,635	21,567	9,576	116,559	407,248
Inactive Cases	15,593	9,542	7,737	6,028	54,446	189,910
Docket Adjustments	-34	-2,405	-315	-64	-4,352	-10,427
Cases Added						
New Cases Filed	35,273	13,682	9,362	4,508	116,676	296,813
Appealed from Lower Courts	37	41	8,734	90	1,649	10,691
Other Cases Reaching Docket						
Motions to Revoke Filed	2,038	878	349	188	4,389	17,214
Cases Reactivated	11,945	5,247	2,460	2,745	35,568	100,307
All Other Cases Added	267	176	101	10	745	2,125
Total Active Cases on Docket	91,131	40,659	42,573	17,117	275,586	834,398
Dispositions						
Convictions						
Guilty Plea or Nolo Contendere	9,275	4,300	3,908	2,150	38,810	121,339
By the Court	120	45	86	24	442	1,258
By the Jury	69	22	18	2	108	497
Total Convictions	9,464	4,367	4,012	2,176	39,360	123,094
Deferred Adjudication	5,603	2,164	4,800	377	11,525	44,690
Acquittals						
By the Court	50	18	2	1	44	168
By the Jury	134	53	6	1	59	426
Total Acquittals	184	71	8	2	103	594
Dismissals	25,721	8,351	9,041	3,994	70,303	176,790
Motions to Revoke						
Granted/Revoked	1,272	502	202	141	2,453	9,997
Denied/Continued	512	297	134	70	1,435	6,089
All Other Dispositions	526	351	988	339	3,361	8,940
Total Cases Disposed	43,282	16,103	19,185	7,099	128,540	370,194
Placed on Inactive Status	12,693	5,560	2,542	2,149	38,148	101,997
Cases Pending End of Year						
Active Cases	33,748	18,558	20,454	7,735	104,504	350,929
Inactive Cases	16,704	7,627	6,603	5,054	54,288	181,192
Sentencing Information						
Local Jail	6,645	3,253	1,490	1,471	31,151	77,785
Probation/Comm. Supervision	1,682	687	533	159	3,614	31,237
Fine Only	779	294	1,667	331	1,649	7,872
Other	186	81	162	91	919	2,470

DETAIL

ADDITIONAL COURT ACTIVITY	Misdemeanor
Cases in Which Jury Selected	854
Cases in Which Mistrial Declared	58
Motions to Suppress Granted or Denied	543
Mental Illness/Intellectual Disability Assessments	35,782
Competency Examination Reports	2,787
Cases Set for Review	24,747
Cases in Which Attorney Appointed as Counsel	152,050
Cases with Retained Counsel	117,320
Cases in Which Defendant Failed to Appear	1,111
Cases in Which Defendant Violated Condition of Release	181
Cases in Which Defendant Committed Offense on Bail/Supervision	155

COUNTY-LEVEL COURTS

PROBATE AND GUARDIANSHIP CASES

CASES ON DOCKET	Decedents' Estates			Guardianships		All Other Cases	Total Cases
	Independent Administration	Dependent Administration	All Other Estate Proceedings	Minor	Adult		
New Cases, Applications or Contests Filed	49,653	2,725	19,182	685	4,689	2,921	79,855
Other Cases Added							
<i>Ancillary Cases</i>	379	136	134	8	57	113	827
<i>All Other Matters</i>	4,859	1,463	702	354	3,742	591	11,711
Inventories Filed	34,254	1,591	0	152	1,049	0	37,046
Guardianship of Person Reports Filed	---	---	---	1,069	31,269	---	32,338
Annual or Final Accounts Filed	---	1,983	---	1,137	5,681	---	8,801

ADDITIONAL COURT ACTIVITY	Total
Guardianships	
<i>Dismissed or Denied</i>	330
<i>Granted</i>	3,321
<i>Closed</i>	2,989
<i>Active</i>	46,697
Chapter 1102 Investigations	4,469
Chapter 48 Removals	31
Hearings Held	89,017
Cases in Which Plaintiff/Petitioner Represented Self	2,645

MENTAL HEALTH CASE ACTIVITY

CASES ON DOCKET	Temporary Mental Health Services	Extended Mental Health Services	Modification		Totals
			Inpatient to Outpatient	Outpatient to Inpatient	
Intake					
New Applications Filed	48,024	372	152	138	48,686
Orders for Protective Custody Signed	45,135	---	---	---	45,135
Hearings					
Probable Cause Hearings Held	37,910	---	---	---	37,910
Release/Dismissal Prior to Final Hearing	46,257	58	2	34	46,351
Final Commitment Hearings Held	8,905	197	43	24	9,169
Other Information					
Disposition at Final Hearing					
<i>Denied (Release)</i>	3,091	4	2	2	3,099
<i>Granted (Commit)</i>					
<i>Inpatient</i>	4,304	220	23	0	4,547
<i>Outpatient</i>	283	47	0	12	342

ORDER TO AUTHORIZE PSYCHOACTIVE MEDICATIONS	Total
New Applications Filed	5,579
Dismissal Prior to Hearing	766
Hearings Held	3,797
Disposition at Hearing	
<i>Denied</i>	164
<i>Granted</i>	3,785



JUSTICE AND MUNICIPAL COURTS

CRIMINAL CASE ACTIVITY

CASES ON DOCKET	Traffic Misdemeanors			Non-Traffic Misdemeanors			Total
	Non-Parking	Parking	Local Ordinance	Penal Code	Other State Law	Local Ordinance	
Cases Pending Beginning of Year							
Active Cases	7,206,142	626,504	57,514	1,095,486	1,048,547	696,065	10,730,258
Inactive Cases	5,687,394	109,774	24,598	1,195,766	754,117	361,739	8,133,388
Docket Adjustments	8,622	-7,739	-483	-11,867	-16,029	-1,533	-29,029
Cases Added							
New Cases Filed	3,785,444	84,892	33,408	289,367	313,571	220,510	4,727,192
Cases Reactivated	925,079	14,169	6,332	158,347	118,093	60,526	1,282,546
All Other Cases Added	3,048	14	35	1,063	344	379	4,883
Total Cases on Docket	11,928,335	717,840	96,806	1,532,396	1,464,526	975,947	16,715,850
Dispositions							
Dispositions Prior to Court Appearance or Trial							
Uncontested Dispositions	1,424,595	37,819	19,125	86,075	120,445	59,815	1,747,874
Dismissed by Prosecution	522,006	158,350	3,788	108,019	69,837	86,974	948,974
Total Dispositions Prior to Court Appearance or Trial	1,946,601	196,169	22,913	194,094	190,282	146,789	2,696,848
Dispositions at Court Appearance or Trial							
Convictions							
Guilty Plea or Nolo Contendere	306,914	2,616	2,138	42,108	27,995	23,327	405,098
By the Court	37,908	299	1,527	2,886	3,287	1,402	47,309
By the Jury	877	22	26	75	60	143	1,203
Acquittals							
By the Court	20,181	64	1,111	664	561	864	23,445
By the Jury	142	1	0	46	13	29	231
Dismissed by Prosecution	282,466	3,706	1,272	35,660	13,726	43,285	380,115
Total Dispositions at Court Appearance or Trial	648,488	6,708	6,074	81,439	45,642	69,050	857,401
Compliance Dismissals							
After Driver Safety Course	287,819	---	---	---	---	---	287,819
After Deferred Disposition	461,193	3,849	4,505	26,628	28,986	13,871	539,032
After Teen Court	2,845	6	5	1,059	361	105	4,381
After Tobacco Awareness Course	---	---	---	---	1,468	---	1,468
After Treatment for Chemical Dependency	---	---	---	520	680	---	1,200
After Proof of Financial Responsibility	44,522	---	---	---	---	---	44,522
All Other Transportation Code Dismissals	210,981	3,245	336	4,602	12,536	3,839	235,539
Total Compliance Dismissals	1,007,360	7,100	4,846	32,809	44,031	17,815	1,113,961
All Other Dispositions	186,973	3,914	1,891	21,870	23,247	23,138	261,033
Total Cases Disposed	3,789,422	213,891	35,724	330,212	303,202	256,792	4,929,243
Cases Placed on Inactive Status	1,158,214	12,522	8,176	195,860	135,631	88,729	1,599,132
Cases Pending End of Year							
Active Cases	6,843,173	490,486	52,467	995,327	992,796	618,055	9,992,304
Inactive Cases	5,858,176	103,829	25,899	1,229,728	752,581	381,952	8,352,165
Show Cause Hearings Held	591,623	4,009	4,236	40,198	61,531	26,069	727,666
Cases Appealed							
After Trial	14,584	438	12	105	1,921	2,841	19,901
Without Trial	14,603	33	45	247	4,853	139	19,920

DETAIL

JUVENILE/MINOR ACTIVITY

Beginning of Year through End of Year	Total
Transportation Code Cases Filed	49,504
Non-Driving Alcoholic Beverage Code Cases Filed	11,325
Driving Under the Influence of Alcohol Cases Filed	1,027
Drug Paraphernalia Cases Filed	4,212
Tobacco and e-Cigarette Cases Filed	6,202
Truant Conduct Cases Filed	8,920
Education Code Cases Filed	853
Violation of Local Daytime Curfew Ordinance Cases Filed	1,270
All Other Non-Traffic Fine-Only Cases Filed	15,574
Transfer to Juvenile Court	
<i>Mandatory Transfer</i>	76
<i>Discretionary Transfer</i>	149
Accused of Contempt and Referred to Juvenile Court (Delinquent Conduct)	63
Held in Contempt by Criminal Court (Fined and/or Denied Driving Privileges)	1,517
Juvenile Statement Magistrate Warning	
<i>Warnings Administered</i>	1,361
<i>Statements Certified</i>	337
Detention Hearings Held	268
Orders for Non-Secure Custody Issued	375
Parent Contributing to Nonattendance Cases Filed	13,878

JUSTICE AND MUNICIPAL COURTS

ADDITIONAL ACTIVITY

Beginning of Year through End of Year	Number Given	Requests for Counsel
Magistrate Warnings		
<i>Class C Misdemeanors</i>	147,087	---
<i>Class A and B Misdemeanors</i>	198,798	70,675
<i>Felonies</i>	211,853	79,751

Beginning of Year through End of Year	Total
Arrest Warrants Issued	
<i>Class C Misdemeanors</i>	1,289,331
<i>Class A and B Misdemeanors</i>	60,895
<i>Felonies</i>	67,274
Capiases Pro Fine Issued	385,351
Search Warrants Issued	21,269
Warrants for Fire, Health and Code Inspections Filed	3,841
Examining Trials Conducted	420
Emergency Mental Health Hearings Held	13,248
Magistrate's Orders	
<i>Emergency Protection Issued</i>	21,091
<i>Ignition Interlock Device Issued</i>	8,606
<i>All Others Issued Requiring Conditions for Release on Bond</i>	31,076
Driver's License Denial, Revocation or Suspension Hearings Held	9,116
Disposition of Stolen Property Hearings Held	2,120
Peace Bond Hearings Held	693
Cases in Which Fine and Court Costs Satisfied by Community Service	
<i>Partial Satisfaction</i>	9,301
<i>Full Satisfaction</i>	53,962
Cases in Which Fine and Court Costs Satisfied by Jail Credit	339,771
Cases in Which Fine and Court Costs Waived for Indigency	56,200
Amount of Fines and Court Costs Waived for Indigency	\$14,691,867
Fines, Court Costs and Other Amounts	
<i>Kept by City or County</i>	\$516,043,037
<i>Remitted to State</i>	\$251,722,479
<i>Total Collected</i>	\$776,978,373

DETAIL

JUSTICE COURTS

CRIMINAL CASE ACTIVITY

	Traffic Misdemeanors			Non-Traffic Misdemeanors			Total
	Non-Parking	Parking	County Ordinance	Penal Code	Other State Law	County Ordinance	
CASES ON DOCKET							
Cases Pending Beginning of Year							
Active Cases	2,629,510	33,677	4,028	323,151	471,559	17,942	3,479,867
Inactive Cases	1,627,311	10,571	298	196,632	245,718	5,491	2,086,021
Docket Adjustments	17,090	-2,940	0	-12,379	-12,298	-96	-10,623
Cases Added							
New Cases Filed	1,154,352	12,297	1,104	54,649	115,537	7,958	1,345,897
Cases Reactivated	228,128	1,177	55	20,513	32,428	904	283,205
All Other Cases Added	977	5	0	681	205	127	1,995
Total Cases on Docket	4,030,057	44,216	5,187	386,615	607,431	26,835	5,100,341
Dispositions							
Dispositions Prior to Court Appearance or Trial							
Uncontested Dispositions	471,408	4,773	669	21,258	52,146	2,928	553,182
Dismissed by Prosecution	114,955	2,078	178	13,996	30,237	1,541	162,985
Total Dispositions Prior to Court Appearance or Trial	586,363	6,851	847	35,254	82,383	4,469	716,167
Dispositions at Court Appearance or Trial							
Convictions							
Guilty Plea or Nolo Contendere	41,745	266	49	3,021	4,324	235	49,640
By the Court	13,510	125	9	860	1,292	59	15,855
By the Jury	180	1	0	7	19	2	209
Acquittals							
By the Court	1,460	45	0	89	151	112	1,857
By the Jury	25	0	0	9	7	1	42
Dismissed by Prosecution	115,632	1,737	6	4,106	5,018	957	127,456
Total Dispositions at Court Appearance or Trial	172,552	2,174	64	8,092	10,811	1,366	195,059
Compliance Dismissals							
After Driver Safety Course	72,165	---	---	---	---	---	72,165
After Deferred Disposition	114,452	853	70	4,823	9,913	342	130,453
After Teen Court	372	1	0	806	127	0	1,306
After Tobacco Awareness Course	---	---	---	---	465	---	465
After Treatment for Chemical Dependency	---	---	---	25	39	---	64
After Proof of Financial Responsibility	11,866	---	---	---	---	---	11,866
All Other Transportation Code Dismissals	60,176	1,643	14	3,562	5,590	269	71,254
Total Compliance Dismissals	259,031	2,497	84	9,216	16,134	611	287,573
All Other Dispositions	67,398	417	36	7,134	11,913	541	87,439
Total Cases Disposed	1,085,344	11,939	1,031	59,696	121,241	6,987	1,286,238
Cases Placed on Inactive Status	278,096	2,636	63	17,783	27,628	1,190	327,396
Cases Pending End of Year							
Active Cases	2,589,444	29,911	4,074	306,724	450,651	18,353	3,399,157
Inactive Cases	1,699,808	11,548	298	192,848	241,439	5,685	2,151,626
Show Cause Hearings Held	136,355	929	56	6,734	13,510	745	158,329
Cases Appealed							
After Trial	645	1	0	9	27	1	683
Without Trial	6,297	10	36	109	438	14	6,904

DETAIL

JUSTICE COURTS

CIVIL CASE ACTIVITY

	Debt Claim	Landlord/Tenant	Small Claims	Total
Cases Pending Beginning of Year				
Active Cases	306,973	98,605	190,866	596,444
Inactive Cases	5,458	4,625	5,420	15,503
Docket Adjustments	7,892	-4,239	-5,853	-2,200
Cases Added				
New Cases Filed	235,950	256,792	59,997	552,739
Cases Reactivated	3,193	2,850	843	6,886
All Other Cases Added	644	882	997	2,523
Total Cases on Docket	554,652	354,890	246,850	1,156,392
Dispositions				
Default Judgments	101,096	70,761	7,533	179,390
Agreed Judgments	26,313	922	1,633	28,868
Trial/Hearing by Judge/Hearing Officer	18,034	76,742	17,471	112,247
Trial by Jury	50	240	225	515
Cases Dismissed for Want of Prosecution	16,931	14,698	9,390	41,019
Cases Non-Suited or Dismissed by Plaintiff	111,127	60,702	13,455	185,284
All Other Dispositions	11,008	21,672	9,191	41,871
Total Cases Disposed	284,559	245,737	58,898	589,194
Cases Placed on Inactive Status	4,602	4,605	2,377	11,584
Cases Pending End of Year				
Active Cases	258,559	98,917	182,696	540,172
Inactive Cases	5,626	5,514	6,262	17,402
Cases Appealed				
After Trial	6,883	12,130	2,358	21,371
Without Trial	2,710	2,766	167	5,643

JUVENILE/MINOR ACTIVITY

Beginning of Year through End of Year	Total
Transportation Code Cases Filed	13,750
Non-Driving Alcoholic Beverage Code Cases Filed	3,376
Driving Under the Influence of Alcohol Cases Filed	449
Drug Paraphernalia Cases Filed	1,408
Tobacco and e-Cigarette Cases Filed	2,579
Truant Conduct Cases Filed	8,255
Education Code Cases Filed	642
Violation of Local Daytime Curfew Ordinance Cases Filed	57
All Other Non-Traffic Fine-Only Cases Filed	5,562
Transfer to Juvenile Court	
Mandatory	49
Discretionary	61
Accused of Contempt and Referred to Juvenile Court (Delinquent Conduct)	10
Held in Contempt by Criminal Court (Fined and/or Denied Driving Privileges)	627
Juvenile Statement	
Magistrate Warnings Administered	782
Certified by Judge	192
Detention Hearings Held	262
Orders for Non-Secure Custody Issued	9
Parent Contributing to Nonattendance Cases Filed	12,439

ADDITIONAL ACTIVITY

Beginning of Year through End of Year	Number Given	Requests for Counsel
Magistrate Warnings		
<i>Class C Misdemeanors</i>	28,900	---
<i>Class A and B Misdemeanors</i>	106,583	41,508
<i>Felonies</i>	123,229	52,909

Beginning of Year through End of Year	Total
Arrest Warrants Issued	
<i>Class C Misdemeanors</i>	222,327
<i>Class A and B Misdemeanors</i>	21,964
<i>Felonies</i>	28,306
Capiases Pro Fine Issued	42,400
Search Warrants Issued	1,923
Warrants for Fire, Health and Code Inspections FiledW	97
Examining Trials Conducted	368
Emergency Mental Health Hearings Held	12,655
Magistrate's Orders	
<i>Emergency Protection Issued</i>	9,976
<i>Ignition Interlock Device Issued</i>	4,990
<i>All Others Issued Requiring Conditions for Release on Bond</i>	26,399
Driver's License Denial, Revocation or Suspension Hearings Held	8,372
Handgun License Denial, Revocation or Suspension Hearings Held	341
Disposition of Stolen Property Hearings Held	1,049
Peace Bond Hearings Held	439
Inquests Conducted	27,873
Cases in Which Fine and Court Costs Satisfied by Community Service	
<i>Partial Satisfaction</i>	1,715
<i>Full Satisfaction</i>	29,034
Cases in Which Fine and Court Costs Satisfied by Jail Credit	93,608
Cases in Which Fine and Court Costs Waived for Indigency	18,270
Amount of Fines and Court Costs Waived for Indigency	\$3,614,277
Fines, Court Costs and Other Amounts	
<i>Kept by County</i>	\$169,888,854
<i>Remitted to State</i>	\$78,154,161
<i>Total Collected</i>	\$256,885,667

DETAIL

MUNICIPAL COURTS

CRIMINAL CASE ACTIVITY

	Traffic Misdemeanors			Non-Traffic Misdemeanors			Total
	Non-Parking	Parking	City Ordinance	Penal Code	Other State Law	City Ordinance	
CASES ON DOCKET							
Cases Pending Beginning of Year							
Active Cases	4,576,632	592,827	53,486	772,335	576,988	678,123	7,250,391
Inactive Cases	4,060,083	99,203	24,300	999,134	508,399	356,248	6,047,367
Docket Adjustments	-8,468	-4,799	-483	512	-3,731	-1,437	-18,406
Cases Added							
New Cases Filed	2,631,092	72,595	32,304	234,718	198,034	212,552	3,381,295
Cases Reactivated	696,951	12,992	6,277	137,834	85,665	59,622	999,341
All Other Cases Added	2,071	9	35	382	139	252	2,888
Total Cases on Docket	7,898,278	673,624	91,619	1,145,781	857,095	949,112	11,615,509
Dispositions							
Dispositions Prior to Court Appearance or Trial							
Uncontested Dispositions	953,187	33,046	18,456	64,817	68,299	56,887	1,194,692
Dismissed by Prosecution	407,051	156,272	3,610	94,023	39,600	85,433	785,989
Total Dispositions Prior to Court Appearance or Trial	1,360,238	189,318	22,066	158,840	107,899	142,320	1,980,681
Dispositions at Court Appearance or Trial							
Convictions							
Guilty Plea or Nolo Contendere	265,169	2,350	2,089	39,087	23,671	23,092	355,458
By the Court	24,398	174	1,518	2,026	1,995	1,343	31,454
By the Jury	697	21	26	68	41	141	994
Acquittals							
By the Court	18,721	19	1,111	575	410	752	21,588
By the Jury	117	1	0	37	6	28	189
Dismissed by Prosecution	166,834	1,969	1,266	31,554	8,708	42,328	252,659
Total Dispositions at Court Appearance or Trial	475,936	4,534	6,010	73,347	34,831	67,684	662,342
Compliance Dismissals							
After Driver Safety Course	215,654	---	---	---	---	---	215,654
After Deferred Disposition	346,741	2,996	4,435	21,805	19,073	13,529	408,579
After Teen Court	2,473	5	5	253	234	105	3,075
After Tobacco Awareness Course	---	---	---	---	1,003	---	1,003
After Treatment for Chemical Dependency	---	---	---	495	641	---	1,136
After Proof of Financial Responsibility	32,656	---	---	---	---	---	32,656
All Other Transportation Code Dismissals	150,805	1,602	322	1,040	6,946	3,570	164,285
Total Compliance Dismissals	748,329	4,603	4,762	23,593	27,897	17,204	826,388
All Other Dispositions	119,575	3,497	1,855	14,736	11,334	22,597	173,594
Total Cases Disposed	2,704,078	201,952	34,693	270,516	181,961	249,805	3,643,005
Cases Placed on Inactive Status	880,118	9,886	8,113	178,077	108,003	87,539	1,271,736
Cases Pending End of Year							
Active Cases	4,253,729	460,575	48,393	688,603	542,145	599,702	6,593,147
Inactive Cases	4,158,368	92,281	25,601	1,036,880	511,142	376,267	6,200,539
Show Cause Hearings Held	455,268	3,080	4,180	33,464	48,021	25,324	569,337
Cases Appealed							
After Trial	13,939	437	12	96	1,894	2,840	19,218
Without Trial	8,306	23	9	138	4,415	125	13,016

DETAIL

CIVIL/ADMINISTRATIVE CASE ACTIVITY

Cases Pending Beginning of Year	Total
<i>Active Cases</i>	845,346
<i>Inactive Cases</i>	373,505
Docket Adjustments	-25,339
Cases Added	
New Cases Filed	521,773
<i>Cases Reactivated</i>	4,744
<i>All Other Cases Added</i>	-
Total Cases on Docket	1,346,524
Dispositions	
Uncontested Civil Fines or Penalties	258,708
Default Judgments	122,740
Agreed Judgments	378
Trial/Hearing by Judge/Hearing Officer	45,135
Trial by Jury	5
Cases Dismissed for Want of Prosecution	8,067
All Other Dispositions	30,463
Total Cases Disposed	465,496
Cases Placed on Inactive Status	207,305
Cases Pending End of Year	
<i>Active Cases</i>	885,787
<i>Inactive Cases</i>	360,641
Cases Appealed	
<i>After Trial</i>	31
<i>Without Trial</i>	44

JUVENILE/MINOR CASE ACTIVITY

Beginning of Year through End of Year	Total
Transportation Code Cases Filed	35,754
Non-Driving Alcoholic Beverage Code Cases Filed	7,949
Driving Under the Influence of Alcohol Cases Filed	578
Drug Paraphernalia Cases Filed	2,804
Tobacco and e-Cigarette Cases Filed	3,623
Truant Conduct Cases Filed	665
Education Code Cases Filed	211
Violation of Local Daytime Curfew Ordinance Cases Filed	1,213
All Other Non-Traffic Fine-Only Cases Filed	10,012
Transfer to Juvenile Court	
<i>Mandatory</i>	27
<i>Discretionary</i>	88
Accused of Contempt and Referred to Juvenile Court (Delinquent Conduct)	53
Held in Contempt by Criminal Court (Fined and/or Denied Driving Privileges)	890
Juvenile Statement	
<i>Magistrate Warnings Administered</i>	579
<i>Certified by Judge</i>	145
Detention Hearings Held	6
Orders for Non-Secure Custody Issued	366
Parent Contributing to Nonattendance Cases Filed	1,439

MUNICIPAL COURTS

ADDITIONAL ACTIVITY

Beginning of Year through End of Year	Number Given	Requests for Counsel
Magistrate Warnings		
<i>Class C Misdemeanors</i>	118,187	---
<i>Class A and B Misdemeanors</i>	92,215	29,167
<i>Felonies</i>	88,624	26,842

Beginning of Year through End of Year	Total
Arrest Warrants Issued	
<i>Class C Misdemeanors</i>	1,067,004
<i>Class A and B Misdemeanors</i>	38,931
<i>Felonies</i>	38,968
Capiases Pro Fine Issued	342,951
Search Warrants Issued	19,346
Warrants for Fire, Health and Code Inspections Filed	3,744
Examining Trials Conducted	52
Emergency Mental Health Hearings Held	593
Magistrate's Orders	
<i>Emergency Protection Issued</i>	11,115
<i>Ignition Interlock Device Issued</i>	3,616
<i>All Others Issued Requiring Conditions for Release on Bond</i>	4,677
Driver's License Denial, Revocation or Suspension Hearings Held	744
Disposition of Stolen Property Hearings Held	1,071
Peace Bond Hearings Held	254
Cases in Which Fine and Court Costs Satisfied by Community Service	
<i>Partial Satisfaction</i>	7,586
<i>Full Satisfaction</i>	24,928
Cases in Which Fine and Court Costs Satisfied by Jail Credit	246,163
Cases in Which Fine and Court Costs Waived for Indigency	37,930
Amount of Fines and Court Costs Waived for Indigency	\$11,077,590
Fines, Court Costs and Other Amounts	
<i>Kept by City</i>	\$346,154,183
<i>Remitted to State</i>	\$173,568,318
<i>Total</i>	\$520,092,706

DETAIL



ASSIGNED JUDGES IN THE TRIAL COURTS

STATEWIDE TOTALS

Reasons for Assignments and Number of Judges Assigned

Reason for Assignment by Presiding Judge within the Region	Active Judges - Number of Assignments	Sr/Fmr/Ret Judges - Number of Assignments	Total Number of Assignments
Assistance with Heavy Docket	5	1,329	1,334
Vacation	2	891	893
Illness	6	358	364
Recusal - Voluntary	526	1,281	1,807
Recusal - Involuntary	69	31	100
Disqualification - Voluntary	13	265	278
Disqualification - Involuntary	0	2	2
Continuing Education	0	295	295
Personal Emergency	1	83	84
Election Contest	1	14	15
Attorney Contempt	0	6	6
Suit to Remove Locally Elected Official	0	5	5
Vacant Bench	0	264	264
Other	49	642	691
Totals	672	5,466	6,138
Assignment to Another Region	1	46	47
Assigned by the Chief Justice to the Region	0	246	246

Number of Attorney Fee Voucher Appeals

52

Motions to Recuse/Disqualify

Type of Judge Hearing Motion	No. of Motions
Regional Presiding Judge	253
Active Judge	12
Senior, Former, Retired Judge	151

Disposition	No. of Motions
Granted with hearing	76
Granted without hearing	20
Denied with hearing	139
Denied without hearing - failure to comply with Rule 18a	153
Denied without hearing - other	19

Vacant Benches

Reason for Vacancy	Number of Days Judge Assigned to Sit
Death	0
Illness*	297
New Bench	333
Resignation	131
Retirement	378
Suspension	0

*More than 2 weeks absence

STATEWIDE TOTALS

Other Activity

Rule 12 Appeals				Appeals from Judicial Branch Certification Commission		
Denied	Granted in Whole	Granted in Part	No Jurisdiction	Violation Occurred, Penalty Upheld	Violation Occurred, Penalty Reduced	Violation Did Not Occur
5	1	2	4	0	0	0
Appointments for PIU Cases						1

DETAIL



APPENDIX

Case Status and Clearance Rate Definitions

ALL TRIAL COURTS

Case Status

For more specific information about the case status categories listed below, as well as definitions of the various disposition types, refer to the reporting instructions posted at <http://www.txcourts.gov/reporting-to-oca/judicial-council-trial-court-activity-reports.aspx>.

Cases Pending Beginning of Month–Active: The number of cases that were awaiting disposition at the beginning of the reporting period.

Cases Pending Beginning of Month–Inactive: The number of cases that had been classified as inactive at the beginning of the reporting period.

New Cases Filed: The number of cases that were filed with the court for the first time during the reporting period.

Reactivated: The number of cases that had previously been placed on inactive status, but were restored to the court's control during the reporting period. Further court proceedings in these cases could be resumed during the reporting period and proceed toward disposition. The rules for reactivating a case are the reverse of those for placing a case on inactive status, (e.g., the lifting of a stay, arrest of a defendant with an outstanding warrant, etc.).

All Other Cases Added (Reopened): The number of cases in which a judgment had previously been entered but which were restored to the court's pending caseload during the reporting period. These cases come back to the court due to the filing of a request to modify or enforce that existing judgment and a hearing before a judicial officer is requested to review the status of the case or initiate further proceedings in the case.

Total Cases on Docket: The sum of the number of new cases filed, cases appealed from lower courts, reactivated and reopened cases.

Total Dispositions: The number of cases for which an original entry of judgment has been entered during the reporting period. For cases involving multiple parties/issues, the disposition is not to be reported until all parties/issues have been resolved.

Placed on Inactive Status: The number of cases whose status was administratively changed to inactive during the reporting period due to events beyond the court's control. These cases were removed from court control, and the court could take no further action until an event restored the case to the court's active pending caseload. Examples include cases in which a warrant of arrest was issued, a stay was issued while a defendant undergoes temporary or extended inpatient mental health treatment, or a stay was issued due to bankruptcy.

Cases Pending End of Month–Active: The number of cases that were awaiting disposition at the end of the reporting period.

Cases Pending End of Month–Inactive: The number of cases that had been classified as inactive at the end of the reporting period.

CLEARANCE RATE

Clearance Rate: The number of cases disposed or placed on inactive status divided by the number of cases added to the docket (including reactivated cases). The clearance rate is a measure of how effectively a court is disposing the cases added to its docket.

A clearance rate of 100 percent indicates that the court disposed of the same number of cases during the year as were added to the docket during the year, resulting in no changes to the court's case backlog.

Formula:

Number of cases disposed + number of cases placed on inactive status

divided by

number of new cases filed + number of cases reactivated + cases appealed from lower courts + all other cases added

District Courts

Criminal Docket

A criminal case is counted as one defendant per indictment or information. For example, if an indictment names more than one defendant, there is more than one case; three defendants named in one indictment equals three cases. If the same defendant is charged in more than one indictment, even if for the same criminal episode, there is more than one case; the same person named in four indictments equals four cases. Finally, if an indictment contains more than one count (Art. 21.24, Code of Criminal Procedure), only one case per person named in the indictment is reported. The case is reported under the classification for the most serious offense alleged.

The case type categories are:

CAPITAL MURDER: An offense under Penal Code Sec. 19.03 (Capital Murder).

MURDER: An offense under Penal Code Sec. 19.02 (Murder).

OTHER HOMICIDES: An offense under Penal Code Sec. 19.04 (Manslaughter), 19.05 (Criminally Negligent Homicide), or 49.08 (Intoxication Manslaughter).

ASSAULT OR ATTEMPTED MURDER: A felony offense under Penal Code Sec. 22.01 (Assault), 22.04 (Injury to a Child, Elderly Individual or Disabled Individual), 22.05 (Deadly Conduct), 22.07 (Terroristic Threat), or 22.08 (Aiding Suicide); an offense under Penal Code Sec. 22.015 (Coercing, Soliciting or Inducing Gang Membership), 22.02 (Aggravated Assault), 22.041 (Abandoning or Endangering Child), 22.09 (Tampering with Consumer Product), or 22.11 (Harassment by Persons in Certain Correctional Facilities; Harassment of Public Servant); or an offense of Attempt (as defined in Sec. 15.01) to Commit: Murder (19.02) or Capital Murder (19.03).

SEXUAL ASSAULT OF AN ADULT: An offense under Penal Code Sec. 22.011 (Sexual Assault) or 22.021 (Aggravated Sexual Assault) where the victim is an adult (17 years or older).

INDECENCY OR SEXUAL ASSAULT OF A CHILD: An offense under Penal Code Secs. 22.011 (Sexual Assault) or 22.021 (Aggravated Sexual Assault) where the victim is a child (younger than 17 years); an offense under Sec. 21.02 (Continuous Sexual Abuse of Young Child or Children); an offense under Sec. 21.11 (Indecency with a Child); or an offense under Sec. 21.12 (Improper Relationship Between Educator and Student).

FAMILY VIOLENCE ASSAULT: A felony offense under Penal Code Sec. 22.01(b)(2) against a person whose relationship to the defendant is described by Sec. 71.0021(b), 71.003, or 71.005 of the Family Code.

AGGRAVATED ROBBERY OR ROBBERY: An offense under Penal Code Sec. 29.03 (Aggravated Robbery) or 29.02 (Robbery).

BURGLARY: A felony offense under Penal Code Sec. 30.02 (Burglary) or 30.04 (Burglary of Vehicles).

THEFT: A felony offense under Ch. 31 of the Penal Code, except

when the property involved is a motor vehicle; or a felony offense under Sec. 32.31 (Credit Card Abuse or Debit Card Abuse) or 33A.04 (Theft of Telecommunications Service).

AUTOMOBILE THEFT: A felony offense under Penal Code Sec. 31.03 (Theft) if the property involved is a motor vehicle, or an offense under Sec. 31.07 (Unauthorized Use of a Vehicle).

DRUG SALE OR MANUFACTURE: A felony offense under the Texas Controlled Substances Act (Ch. 481, Health and Safety Code), Ch. 482, Health and Safety Code (Simulated Controlled Substances), the Texas Dangerous Drugs Act (Ch. 483, Health and Safety Code), or Ch. 485, Health and Safety Code (Abusable Volatile Chemicals) for the manufacture, delivery, sale, or possession with intent to deliver or sell a drug or controlled substance.

DRUG POSSESSION: A felony offense for possession under the Texas Controlled Substances Act (Ch. 481, Health and Safety Code) or the Texas Dangerous Drugs Act (Ch. 483, Health and Safety Code), other than possession with intent to deliver or sell.

FELONY D.W.I.: A felony offense under Penal Code Sec. 49.04 (Driving While Intoxicated), 49.045 (Driving While Intoxicated with Child Passenger), or 49.09 (Enhanced Offenses and Penalties). Also include an offense under Penal Code Sec. 49.07 (Intoxication Assault) when the case involves a motor vehicle.

OTHER FELONIES: A felony offense not clearly identifiable as belonging in one of the preceding categories, including cases previously categorized as forgery.

ALL MISDEMEANORS: Any offense classified as a misdemeanor.

Civil Docket

A civil case, unlike a criminal case, does not depend on the number of persons involved. Instead, each separate suit, normally commenced by the filing of the plaintiff's original petition, defines an individual civil case.

The case type categories are:

INJURY OR DAMAGE—MOTOR VEHICLE: All cases for damages associated in any way with a motor vehicle (automobile, truck, motorcycle, etc.), with or without accompanying personal injury. Examples include personal injury, property damage, and wrongful death cases that involve motor vehicles.

INJURY OR DAMAGE—MEDICAL MALPRACTICE: Cases that allege misconduct or negligence by a person or entity in the medical profession (doctors, nurses, physician assistants, dentists, etc. and their firms: hospitals, nursing homes, etc.) acting in a professional capacity, thereby causing physical or financial harm.

INJURY OR DAMAGE—OTHER PROFESSIONAL MALPRACTICE: Cases that allege misconduct or negligence by a person or entity not in the medical profession (lawyers, accountants, architects, etc. and their firms) acting in a professional capacity, thereby causing physical or financial harm.

INJURY OR DAMAGE—PRODUCT LIABILITY—ASBESTOS/

SILICA: Cases involving the alleged responsibility of the manufacturer or seller for an injury caused to a person or property by exposure to, or ingestion of, asbestos or silica or an alleged breach of duty to provide suitable instructions to prevent injury.

INJURY OR DAMAGE—OTHER PRODUCT LIABILITY: All other cases, not involving asbestos or silica, involving the alleged responsibility of the manufacturer or seller of an article for an injury caused to a person or property by a defect in, or the condition of, the article sold or an alleged breach of duty to provide suitable instructions to prevent injury.

OTHER INJURY OR DAMAGE: All other cases not falling into categories above alleging an injury or wrong committed against a person, their reputation, or their property by a party who either did something that he was obligated not to do or failed to do something that he was obligated to do. Examples include damages on premises, “slip-and-fall” cases, construction damages, assault, battery, animal attack, vandalism, slander/libel/defamation, malicious prosecution, and false imprisonment.

REAL PROPERTY—EMINENT DOMAIN: Suits by a unit of government or a corporation with the power of eminent domain for the taking of private land for public use; or cases in which a property owner challenges the amount of remuneration offered by the government for the taking of a parcel of land.

OTHER REAL PROPERTY: All other cases involving real property. Examples include disputes over the ownership, use, boundaries, or value of real property, including trespass to try title.

CONTRACT—CONSUMER/COMMERCIAL/DEBT: Cases involving a buyer of goods or services bringing a suit against the seller for failure either to deliver said goods or services or to honor a warranty as promised in an expressed or implied contract. Also, cases involving a seller of goods or services bringing a suit against a buyer for failure to pay for said goods or services as promised in an expressed or implied contract (debt collection). Examples include agreements, breach of contract, contracts, fraud, notes, sworn accounts, debts, and assignment of creditors.

OTHER CONTRACT: All other cases involving a dispute over an agreement, express or implied, between two parties. Examples include employment cases (including discrimination, retaliation, termination, and other employment cases), landlord/tenant disputes, mortgage foreclosures, homeowners association disputes, etc.

CIVIL CASES RELATING TO CRIMINAL MATTERS: All civil cases associated with criminal matters, including bond forfeiture, expunction, nondisclosure, occupational license, seizure and forfeiture, extradition, contempt (in criminal cases only), and writ of habeas corpus (in criminal cases only) cases. Include petitions for relief from a firearms disability related to criminal cases (Sec. 574.088, Health and Safety Code).

OTHER CIVIL CASES: All non-tax civil cases not clearly identifiable as belonging in one of the preceding categories. Include occupational license cases in civil and family matters and cases appealing the finding of a lower court, department, or administrative agency (e.g., workers’ compensation, business

dissolution, liquor license appeal, etc.).

TAX CASES: Suits brought by governmental taxing entities against an individual or business for the collection of taxes.

Family Law Docket

A family law case is counted and reported when: 1) an original petition is filed (no matter how many parties or children are involved); 2) a show cause motion, motion to modify, or similar motion is filed following entry of original judgment; or 3) some other case is filed.

The case type categories are:

DIVORCE—CHILDREN: Suits brought by a party to a marriage to dissolve the marriage pursuant to Ch. 6, Family Code that also include a suit affecting the parent-child relationship due to the existence of children born or adopted of the marriage who are under 18 years of age or who are otherwise entitled to support as provided by Ch. 154, Family Code. Include petitions for annulment and petitions to declare a marriage void.

DIVORCE—NO CHILDREN: Suits brought by a party to a marriage to dissolve the marriage pursuant to Ch. 6, Family Code. Include petitions for annulment and petitions to declare a marriage void.

PARENT-CHILD—NO DIVORCE: Cases involving issues of custody, support, paternity, visitation (by parents, grandparents or other family members) that do not involve a current or previously decided divorce/marriage dissolution case. Include voluntary legitimation of paternity (Sec. 160.201, Family Code).

CHILD PROTECTIVE SERVICES: Cases filed under Ch. 262 of the Family Code on behalf of the Department of Family and Protective Services; a motion in aid of investigation filed under Sec. 261.303 of the Family Code; a motion to participate filed under Sec. 264.203 of the Family Code; or a civil action filed by the Department requesting a determination of an at-risk child under Sec. 264.303 of the Family Code.

TERMINATION OF PARENTAL RIGHTS: Cases filed under Ch. 161 of the Family Code requesting that the court extinguish the legal relationship of parent and child.

ADOPTION: Cases filed under Ch. 162 of the Family Code requesting the establishment of a new, permanent relationship of parent and child between persons not having that relationship naturally. Include gestation agreements.

PROTECTIVE ORDERS—NO DIVORCE: Cases filed under Ch. 82, Family Code, requesting an order designed to limit or eliminate contact between two or more family/household members or individuals involved in a dating relationship.

TITLE IV-D—PATERNITY: Cases filed by the Title IV-D Agency (Office of Attorney General) requesting a determination of parentage under Ch. 160, Family Code and the setting of a child support obligation. These cases may also involve custody and visitation issues.

TITLE IV-D—SUPPORT ORDER: Cases filed by the Title IV-D

Agency (Office of Attorney General) requesting the setting of a child support obligation where the parentage of the child has been established by an Acknowledgment of Paternity or the child was born during the marriage. These cases may also involve custody and visitation issues.

TITLE IV-D—UIFSA: Cases filed by the Title IV-D Agency (Office of the Attorney General) seeking to establish a Texas child support order. The issue of paternity may be addressed. UIFSA cases are distinguished by the fact that not all parties reside in Texas. Issues of custody and visitation are not generally involved.

ALL OTHER FAMILY CASES: Includes all cases filed under the Family Code that are not reported elsewhere, including, but not limited to:

- Judicial bypass of parental notification of abortion (Sec. 33.003); Changes of name (Ch. 45);
- Adult adoptions (Sec. 152.502);
- Removal of disability of minority (Ch. 31);
- Removal of disability of minority for marriage (Sec. 2.103);
- Suits for parental liability for damages caused by conduct of child (Ch. 41); and
- Suits for liability for interference with possession of a child (Ch. 42).

POST-JUDGMENT MODIFICATION—CUSTODY: Post-judgment suits or motions filed pursuant to Subchapter B, Ch. 156, Family Code, for modification of an order that provides for the conservatorship of, possession of, or determination of residence of a child (e.g., motions to modify conservatorship [custody], motions to modify right to determine primary residence of child, motions for further orders of the court).

POST-JUDGMENT MODIFICATION—OTHER: Post-judgment suits or motions requesting modification of orders not involving custody of a child, including, but not limited to:

- Suits filed pursuant to Subchapter B, Ch. 156, Family Code for modification of an order that provides for the access to a child (motions to modify visitation privileges; motions to modify rights, privileges and duties of conservator);
- Suits filed pursuant to Subchapter C, Ch. 156, Family Code for modification of an order that provides for the support of a child (motions to modify or set child support; motions to terminate wage withholding; motions for further orders of the court); and
- Suits filed pursuant to Sec. 8.057, Family Code for modification of an order that provides for spousal maintenance (petition to terminate/modify order/writ of income withholding).

POST-JUDGMENT ENFORCEMENT: Post-judgment suits or motions requesting the enforcement of a final order, including, but not limited to:

- Motions filed pursuant to Ch. 157, Family Code to enforce a final order for conservatorship, child support, possession of or access to a child, property provisions, injunctions, or

other provisions of a final order (e.g., motions for contempt; motions for enforcement of judgments or prior orders; motions to revoke community supervision/probation for failure to pay child support);

- Suits to enforce a divorce or annulment decree filed pursuant to Ch. 9, Family Code (petition for enforcement of property division; petitions to divide assets not divided on divorce or annulment; post-decree qualified domestic relations orders); and
- Suits to enforce spousal maintenance filed pursuant to Ch. 8, Family Code.

POST-JUDGMENT TITLE IV-D: Suits or motions filed by the Title IV-D agency (Office of the Attorney General) pursuant to Chs. 156, 157 or 159, Family Code, to enforce and/or modify a child support obligation.

TITLE IV-D—PATERNITY: Cases filed by the Title IV-D Agency (Office of Attorney General) requesting a determination of parentage under Ch. 160, Family Code and the setting of a child support obligation. These cases may also involve custody and visitation issues. The pleading is most often styled Petition to Establish the Parent-Child Relationship.

TITLE IV-D—SUPPORT ORDER: Cases filed by the Title IV-D Agency (Office of Attorney General) requesting the setting of a child support obligation where the parentage of the child has been established by an Acknowledgment of Paternity or the child was born during the marriage. These cases may also involve custody and visitation issues. The pleading is most often styled Suit Affecting the Parent-Child Relationship.

TITLE IV-D—UIFSA: Cases filed by the Title IV-D Agency (Office of the Attorney General) seeking to establish a Texas child support order. The issue of paternity may be addressed. UIFSA cases are distinguished by the fact that not all parties reside in Texas. Issues of custody and visitation are not generally involved.

Juvenile Docket

Juvenile cases are based upon petitions for adjudication of a child alleged to have engaged in delinquent conduct or conduct indicating a need for supervision (C.I.N.S.) as governed by Title 3 of the Texas Family Code.

Delinquent conduct cases are further broken down into case categories similar to the ones used in the Criminal section. See OCA's Required Reporting webpage (<http://www.txcourts.gov/reporting-to-oca/judicial-council-trial-court-activity-reports.aspx>) for full definitions.

Statutory County Courts

Misdemeanor Case Docket

A criminal case is counted as one defendant per information or complaint. For example, if an information names more than one defendant, there is more than one case; three defendants named in one information equals three cases. If the same defendant is charged in more than one information, even if for the same criminal episode, there is more than one case; the same

person named in four informations equals four cases. Finally, if an information contains more than one count (Art. 21.24, Code of Criminal Procedure) only one case per person named in the information is reported. The case is reported under the classification for the most serious offense alleged. Case categories are identical to the ones used in the CRIMINAL SECTION OF THE CONSTITUTIONAL COUNTY COURT REPORTS.

Felony Case Docket

A criminal case is counted as one defendant per indictment or information. For example, if an indictment names more than one defendant, there is more than one case; three defendants named in one indictment equals three cases. If the same defendant is charged in more than one indictment, even if for the same criminal episode, there is more than one case; the same person named in four indictments equals four cases. Finally, if an indictment contains more than one count (Art. 21.24, Code of Criminal Procedure), only one case per person named in the indictment is reported. The case is reported under the classification for the most serious offense alleged.

Case categories are identical to the ones used in the CRIMINAL SECTION OF THE DISTRICT COURT REPORTS.

Civil Docket

A civil case, unlike a criminal case, does not depend on the number of persons involved. Instead, each separate suit, normally commenced by the filing of the plaintiff's original petition, defines an individual civil case.

Case categories are identical to the ones used in the CIVIL SECTION OF THE DISTRICT COURT REPORTS.

Family Law Docket

A family law case is counted and reported when: 1) an original petition is filed (no matter how many parties or children are involved); 2) a show cause motion, motion to modify, or similar motion is filed following entry of original judgment; or 3) some other case is filed.

Case categories are identical to the ones used in the FAMILY SECTION OF THE DISTRICT COURT REPORTS.

Juvenile Docket

Juvenile cases are based upon petitions for adjudication of a child alleged to have engaged in delinquent conduct or conduct indicating a need for supervision (C.I.N.S.) as governed by Title 3 of the Texas Family Code.

Delinquent conduct cases are further broken down into case categories similar to the ones used in the Criminal section. See OCA's Required Reporting webpage (<http://www.txcourts.gov/reporting-to-oca/judicial-council-trial-court-activity-reports.aspx>) for full definitions.

Probate and Guardianship Docket

These cases are governed by the Texas Probate Code, and include matters involving the probate of wills, the administration

of estates, and guardianships. A single probate case may involve more than one person.

Case categories are identical to the ones used in the PROBATE AND GUARDIANSHIP SECTION OF THE CONSTITUTIONAL COUNTY COURT REPORTS.

Court-Ordered Mental Health Cases

Sec. 574.014 of the Health and Safety Code requires a report to the Office of Court Administration on the number of applications for involuntary mental health commitment orders filed and the disposition of those cases. Information is also collected on applications seeking an order to authorize psychoactive medications.

Case categories are identical to the ones used in the COURT-ORDERED MENTAL HEALTH SERVICES SECTION OF THE CONSTITUTIONAL COUNTY COURT REPORTS.

Constitutional County Courts

Criminal Docket

A criminal case is counted as one defendant per information or complaint. For example, if an information names more than one defendant, there is more than one case; three defendants named in one information equals three cases. If the same defendant is charged in more than one information, even if for the same criminal episode, there is more than one case; the same person named in four informations equals four cases. Finally, if an information contains more than one count (Art. 21.24, Code of Criminal Procedure) only one case per person named in the information is reported. The case is reported under the classification for the most serious offense alleged.

The case type categories are:

D.W.I.—FIRST OFFENSE: An offense under Sec. 49.04, Penal Code (Driving While Intoxicated).

D.W.I.—SECOND OFFENSE: A second offense of driving while intoxicated (Sec. 49.04, Penal Code) under Sec. 49.09, Penal Code (Enhanced Offenses and Penalties).

THEFT: A misdemeanor offense under Ch. 31 (Theft) of the Penal Code, except Sec. 31.06, or an offense under Penal Code Sec. 33A.04 (Theft of Telecommunications Service).

THEFT BY CHECK: Any offense of theft or theft of service in which the defendant allegedly obtained property or secured performance of service by issuing or passing a check or similar sight order for the payment of money, when the issuer did not have sufficient funds in or on deposit with the bank or other drawee for the payment in full of the check or order as well as all other checks or orders then outstanding (Sec. 31.06, Penal Code). Also included are appeals of cases brought under Sec. 32.41, Penal Code (Issuance of Bad Checks).

DRUG POSSESSION—MARIJUANA: A misdemeanor

offense under Sec. 481.120 (Delivery of Marijuana), Sec. 481.121 (Possession of Marijuana) or Sec. 481.134(f) (Drug Free Zones), Health and Safety Code.

DRUG POSSESSION—OTHER: Any other misdemeanor offense for possession, manufacture, delivery, sale, or possession with intent to deliver or sell a drug or controlled substance under the Texas Controlled Substances Act (Ch. 481, Health and Safety Code), the Texas Dangerous Drug Act (Ch. 483, Health and Safety Code), or Ch. 485 (Abusable Volatile Chemicals), Health and Safety Code.

FAMILY VIOLENCE ASSAULT: A misdemeanor offense under Penal Code Sec. 22.01(a)(1) against a person whose relationship to the defendant is described by Sec. 71.0021(b), 71.003, or 71.005 of the Family Code.

ASSAULT—OTHER: Any other misdemeanor offense under Ch. 22 of the Penal Code.

TRAFFIC: Violations of the provisions of Title 7, Transportation Code and related statutes, except D.W.I. Sec. 49.04 (or Sec. 49.09 for a subsequent offense), Penal Code, and Sec. 521.457, Transportation Code (Driving While License Invalid).

D.W.L.S./D.W.L.I.: An offense under Sec. 521.457, Transportation Code (Driving While License Invalid).

OTHER MISDEMEANOR CASES: A misdemeanor not clearly identifiable as belonging in one of the preceding categories.

Civil Docket

A civil case, unlike a criminal case, does not depend on the number of persons involved. Instead, each separate suit, normally commenced by the filing of the plaintiff's original petition, defines an individual civil case.

The case type categories are:

INJURY OR DAMAGE—MOTOR VEHICLE: All cases for damages associated in any way with a motor vehicle (automobile, truck, motorcycle, etc.), with or without accompanying personal injury. Examples include personal injury, property damage, and wrongful death cases that involve motor vehicles.

OTHER INJURY OR DAMAGE: All other cases alleging an injury or wrong committed against a person, their reputation, or their property by a party who either did something that he was obligated not to do or failed to do something that he was obligated to do. Examples include damages on premises, "slip-and-fall" cases, construction damages, assault, battery, animal attack, vandalism, slander/libel/defamation, malicious prosecution, and false imprisonment.

REAL PROPERTY: Cases involving disputes over the ownership, use, boundaries, or value of real property.

CONTRACT—CONSUMER/COMMERCIAL/DEBT: Cases involving a buyer of goods or services bringing a suit against the seller for failure either to deliver said goods or services or to honor a warranty as promised in an expressed or implied contract. Also, cases involving a seller of goods or services

bringing a suit against a buyer for failure to pay for said goods or services as promised in an expressed or implied contract (debt collection). Examples include agreements, breach of contract, contracts, notes, sworn accounts, debts, and assignment of creditors.

CONTRACT—LANDLORD/TENANT: Cases alleging a breach of contract (lease) between a landlord and tenant, including unlawful detainer.

OTHER CONTRACT: All other cases involving a dispute over an agreement, express or implied, between two parties. Examples include employment cases (including discrimination, retaliation, termination, and other employment cases), fraud, mortgage foreclosures, homeowners association disputes, etc.

CIVIL CASES RELATING TO CRIMINAL MATTERS: All civil cases associated with criminal matters, including bond forfeiture, nondisclosure, occupational license, seizure and forfeiture, contempt (in criminal cases only), and writ of habeas corpus (in criminal cases only) cases. Include petitions for relief from a firearms disability related to a criminal case (Sec. 574.088, Health and Safety Code).

ALL OTHER CIVIL CASES: All other civil cases not clearly identifiable as belonging in one of the preceding categories. Include petitions for relief from a firearms disability related to an involuntary mental health commitment case (Sec. 574.088, Health and Safety Code).

Juvenile Docket

Juvenile cases are based upon petitions for adjudication of a child alleged to have engaged in delinquent conduct or conduct indicating a need for supervision (C.I.N.S.) as governed by Title 3 of the Texas Family Code.

Delinquent conduct cases are further broken down into case categories similar to the ones used in the Criminal section.

See OCA's Required Reporting webpage (<http://www.txcourts.gov/reporting-to-oca/judicial-council-trial-court-activity-reports.aspx>) for full definitions.

Probate and Guardianship Docket

These cases are governed by the Texas Probate Code, and include matters involving the probate of wills, the administration of estates, and guardianships. A single probate case may involve more than one person.

The case type categories are:

INDEPENDENT ADMINISTRATION: A proceeding to probate a will and for issuance of letters testamentary under Probate Code Sec. 145(b), or an estate opened under Probate Code Secs. 145(c), 145(d) or 145(e).

DEPENDENT ADMINISTRATION: An estate opened under Probate Code Sec. 178. These estate cases require court monitoring. Also include applications to appoint a temporary administrator under Ch. VI, Probate Code.

ALL OTHER ESTATE PROCEEDINGS: Other proceedings

involving the handling or transfer of property by reason of the death of an individual.

GUARDIANSHIP: Cases involving the establishment of, or a controversy over, the relation existing between a person (guardian) lawfully invested with the power and charged with the duty of taking care of the rights of a minor or adult (ward) who is considered by the court as incapable of caring for himself/herself.

ALL OTHER CASES: All other cases not clearly identifiable as belonging in one of the preceding categories. Include petitions for relief from a firearms disability related to a guardianship case (Sec. 574.088, Health and Safety Code).

Court-Ordered Mental Health Cases

Sec. 574.014 of the Health and Safety Code requires a report to the Office of Court Administration on the number of applications for involuntary mental health commitment orders filed and the disposition of those cases. Information is also collected on applications seeking an order to authorize psychoactive medications.

The case type categories are:

TEMPORARY MENTAL HEALTH SERVICES: Applications for commitment under Sec. 574.034(a) or 574.034(b), Health and Safety Code for not longer than 90 days. Do not include requests for modification of existing commitment orders.

EXTENDED MENTAL HEALTH SERVICES: Applications for commitment under Sec. 574.035(a) or 574.035(b), Health and Safety Code for greater than 90 days, but not longer than 12 months. Do not include requests for modification of existing commitment orders.

MODIFICATION—INPATIENT TO OUTPATIENT: Applications for the modification of an existing order for commitment for inpatient services to provide for commitment for outpatient services (Sec. 574.061, to provide for commitment for outpatient services (Sec. 574.061, Health and Safety Code).

MODIFICATION—OUTPATIENT TO INPATIENT: Applications for the modification of an existing order for commitment for outpatient services to provide for commitment for inpatient services (Sec. 574.065(d)(2), Health and Safety Code).

ORDER TO AUTHORIZE PSYCHOACTIVE MEDICATIONS: Applications seeking an order authorizing, reauthorizing or modifying the administration of psychoactive medication (Sec. 574.106, Health and Safety Code).

Justice Courts

Criminal Docket

A criminal case is reported based on the number of defendants named in a complaint. For example, if one defendant is charged in more than one complaint, it is counted as more than one case; the same person named in four separate complaints equals four cases. When a clerk receives a citation with multiple offenses

listed, each offense is a separate charge and must be alleged on separate complaints; each complaint is therefore counted as a separate case.

The case type categories are:

TRAFFIC MISDEMEANORS: Cases relating to motor vehicle operation or ownership for which the maximum punishment does not involve confinement in jail or prison (i.e., class C misdemeanors).

Non-Parking. Cases involving violations of the provisions of Title 7, Transportation Code and related statutes that do not involve parking (e.g., speeding, passing a school bus, driving without a valid inspection sticker, driving with an expired or no driver's license).

Parking. Cases involving violations of Secs. 545.301 through 545.304, Ch. 681 or Ch. 683, Transportation Code and related statutes concerning the improper stopping, standing, or parking of a vehicle (e.g., parking in an intersection, parking within 15 feet of a fire hydrant, parking where an official sign prohibits parking).

County Ordinance. Cases involving violations of traffic or parking-related ordinances enacted by the county (e.g., vehicle weight limitations set by the county pursuant to Transportation Code, Sec. 621.301).

NON-TRAFFIC MISDEMEANORS: Cases not involving traffic or parking violations for which the maximum punishment does not involve confinement in jail or prison.

Penal Code. Cases involving laws enacted by the Texas Legislature that are set out in the Penal Code (e.g., disorderly conduct, public intoxication, theft of property valued at less than \$50).

Other State Law. Cases involving laws enacted by the Texas Legislature that are set out in statutes other than the Penal Code (e.g., Alcoholic Beverage Code, Education Code, Health and Safety Code, Occupations Code, Parks and Wildlife Code, etc.).

County Ordinance. Cases involving ordinances enacted by the county (e.g., building codes, zoning, sanitation, and animal ordinances).

Civil Docket

A civil case, unlike a criminal case, does not depend on the number of persons involved. Instead, each separate suit, normally commenced by the filing of the plaintiff's original petition, defines an individual civil case.

The case type categories are:

SMALL CLAIMS SUITS: Includes all suits for the recovery of money (damages or debt up to \$10,000) brought to the justice of the peace as judge of the Small Claims Court in accordance with Ch. 28 of the Government Code.

FORCIBLE ENTRY AND DETAINER (EVICTIONS): Includes all

suits for eviction (recovery of possession of premises) brought under the authority of Government Code, Sec. 27.031; Property Code, Secs. 24.001-24.011; and Rules of Civil Procedure, Rules 738-755.

OTHER CIVIL SUITS: Includes all other suits within the civil jurisdiction of the justice court, including those for recovery of money (damages or debt up to \$10,000) and for foreclosure of mortgages and enforcement of liens on personal property in cases in which the amount in controversy is otherwise within the justice court's jurisdiction as provided by Sec. 27.031 of the Government Code.

Municipal Courts

Criminal Docket

A criminal case is reported based on the number of defendants named in a complaint. For example, if one defendant is charged in more than one complaint, it is counted as more than one case; the same person named in four separate complaints equals four cases. When a clerk receives a citation with multiple offenses listed, each offense is a separate charge and must be alleged on separate complaints; each complaint is therefore counted as a separate case.

The case type categories are:

TRAFFIC MISDEMEANORS: Cases relating to motor vehicle operation or ownership for which the maximum punishment does not involve confinement in jail or prison (i.e., class C misdemeanors).

Non-Parking. Cases involving violations of the provisions of Title 7, Transportation Code and related statutes that do not involve parking (e.g., speeding, passing a school bus, driving without a valid inspection sticker, driving with an expired or no driver's license).

Parking. Cases involving violations of Sec. 545.301 through 545.304, Ch. 681 or Ch. 683, Transportation Code and related statutes concerning the improper stopping, standing, or parking of a vehicle (e.g., parking in an intersection, parking within 15 feet of a fire hydrant, parking where an official sign prohibits parking).

City Ordinance. Cases involving violations of traffic or parking-related ordinances enacted by municipalities.

NON-TRAFFIC MISDEMEANORS: Cases not involving traffic or parking violations for which the maximum punishment does not involve confinement in jail or prison.

Penal Code. Cases involving laws enacted by the Texas Legislature that are set out in the Penal Code (e.g., disorderly conduct, public intoxication, theft of property valued at less than \$50).

Other State Law. Cases involving laws enacted by the Texas Legislature that are set out in statutes other than the Penal Code (e.g., Alcoholic Beverage Code, Education Code, Health and Safety Code, Occupations Code, etc.).

City Ordinance. Cases involving ordinances enacted by municipalities (e.g., building codes, zoning laws, dog ordinances). Ordinance violations involving litter, fire safety, zoning, public health, and sanitation are punishable by fines only, up to a maximum of \$2,000. Punishment for violation of other types of city ordinances is limited to fines only, not to exceed \$500.

Civil Docket

A civil case, unlike a criminal case, does not depend on the number of persons involved. Instead, each separate suit, normally commenced by the filing of the plaintiff's original petition, defines an individual civil case.

Civil cases are those involving all complaints, citations or suits within the civil or administrative jurisdiction of the municipal court, including red light camera, vehicle parking and stopping (Transportation Code, Ch. 682), dangerous dog, substandard building, and abandoned motor vehicle cases, as well as any other cases involving the enforcement of health and safety and nuisance abatement ordinances. Bond forfeiture (nisi) proceedings conducted pursuant to Code of Criminal Procedure, Art. 22.02 are also included.

ANNUAL STATISTICAL REPORT FOR THE TEXAS JUDICIARY FISCAL YEAR 2021



P.O. Box 12066
Austin, TX 78711-2066



512.463.1625 Phone
512.463.1648 Fax



www.txcourts.gov